



WORLD UNION OF WOUND HEALING SOCIETIES

# 5<sup>TH</sup> CONGRESS OF WUWHS

## One Vision, One Mission

FORTEZZA DA BASSO  
FLORENCE, ITALY  
SEPTEMBER 25-29, 2016

### CONGRESS GUIDE

#### HOSTING SOCIETIES



A.I.U.C.  
ASSOCIAZIONE ITALIANA  
ULCERE CUTANEE - ONLUS

[www.aiuc.it](http://www.aiuc.it)



A.I.S.I.E.C.  
ASSOCIAZIONE INFERMIERISTICA  
PER LO STUDIO DELLE LESIONI CUTANEE

[www.aislec.it](http://www.aislec.it)

#### CO-HOSTING SOCIETIES



E.P.U.A.P.  
EUROPEAN PRESSURE ULCER  
ADVISORY PANEL

[www.epuap.org](http://www.epuap.org)



E.T.R.S.  
EUROPEAN TISSUE REPAIR  
SOCIETY

[www.etrso.org](http://www.etrso.org)



THE **ACELITY™** COMPLEX WOUND PORTFOLIO



**V.A.C. ULTA™**  
Therapy System with  
V.A.C. VERAFLU™ Therapy



**V.A.C. VERAFLU  
CLEANSE CHOICE™**  
Dressing



**ACTIV.A.C.™**  
Therapy System



**PROMOGRAN™**  
Matrix Wound Dressing  
**PROMOGRAN PRISMA™**  
Wound Balancing Matrix



**ADAPTIC TOUCH™**  
Non-Adhering  
Silicone Dressing

LEARN MORE AT **BOOTH #82**

More than **10 million** wounds treated  
worldwide with **V.A.C.® Therapy\***

\*As of June 2016, more than 10 million wounds have been treated worldwide with the V.A.C.® Therapy System

**NOTE:** Specific indications, contraindications, warnings, precautions and safety information exist for KCI and Systagenix products and therapies. Prior to the use of any medical device, it is important for the provider to consult the treating physician and read and understand all Instructions for Use, including Safety Information, Dressing Application Instructions, and Therapy Device Instructions. This material is intended for healthcare professionals.

©2016 KCI Licensing, Inc. and/or Systagenix. All rights reserved. All trademarks designated herein are proprietary to KCI Licensing, Inc. and Systagenix Wound Management IP Co B.V., and their respective affiliates and/or licensors. DSL#16-0110:WUWHS.COMP.PA (8/16)



Session 1	<b>WELCOME</b>	<b>3</b>
Session 2	<b>WUWHS 2016 COMMITTEES</b>	<b>9</b>
Session 3	<b>PARTNERS</b>	<b>13</b>
Session 4	<b>GENERAL INFORMATION</b>	<b>19</b>
Session 5	<b>GENERAL SCIENTIFIC PROGRAM</b>	<b>31</b>
Session 6	<b>CME/ECM SESSIONS SCIENTIFIC PROGRAM</b>	<b>83</b>
Session 7	<b>ORAL COMMUNICATIONS PROGRAM</b>	<b>97</b>
Session 8	<b>POSTER LIST</b>	<b>113</b>
Session 9	<b>FACULTY</b>	<b>167</b>
Session 10	<b>WUWHS 2016 SPONSORS</b>	<b>177</b>







Pssst! A secret event, watch this space...

W U W H S  
S E P T E M B E R 2 6 - 2 9  
2 0 1 6

There are several reasons to keep an eye on Smith & Nephew's programme at the WUWHS 2016 conference...

- You want to learn more about pressure ulcer prevention.
- You want to witness the launch of the expert panel consensus document on surgical incision management.
- You want to hear the latest recommendations on biofilm treatment from the experts.
- We will keep you posted and give you access to our scientific content, even if you cannot be there.
- Did we mention a secret event? Watch this space...

In order not to miss the latest news, visit: [www.smith-nephew.com/WUWHS2016](http://www.smith-nephew.com/WUWHS2016) and register to be kept posted.



Session 1

WELCOME

## Welcome from WUWHS President

Welcome to the core of Renaissance in September of 2016.

Welcome to the 5<sup>th</sup> Congress of the World Union of Wound Healing Societies (WUWHS 2016), of which sage is a fabulous Italian city, Florence, no need to say that it used to be the core of Renaissance and once used to be the center of medieval European trade and finance and one of the wealthiest cities. It is nowadays recognised as a world heritage site by UNESCO since 1982.

I officially praise the local Italian teams steered by Prof. Marco Romanelli as well we international leaders who have contributed to the superb scientific programs, development of social activities and friendship networking.

On behalf of the WUWHS office, the regional balances between current presidency in Japan and European, Italian, upcoming offices could have covered the world geographical activities more ever than before to invite new regional societies to join to the WUWHS and deepen the pre-existed relationship more practically and actively.

Scientific contents led by the World renowned Professor Vincent Falanga, contain the best ever from basic research, translational to the clinical trials and the speakers are the best of each field of the wound healing and wound care.

Tireless efforts by "Ambassadors" and "International Advisory Boards" have enriched the flavor of Florence as more attractive and even irresistible to must-see and must-come events in each person's life with amusement and each local taste from each country and region.

I must confess to you all that WUWHS 2016 in Florence is something very sorry if you miss it and very much the highlight of the wound-related events all over the world.



*Sadanori Akita*  
**SADANORI AKITA**

President of the World Union of Wound Healing Societies

## Welcome from WUWHS 2016

Dear Colleagues and Friends,

it's a great pleasure for us to welcome you to the City of Florence, the beautiful Italian Renaissance capital, for the 5<sup>th</sup> Congress of the World Union of Wound Healing Societies.

The theme of the Conference, **One Vision, One Mission**, has been the leading principle since the candidature of Italy to host the 5<sup>th</sup> Congress and it does suggest our great purpose to promote a more intense aggregation and integration within the World Union of Wound Healing Societies.

We are offering an important event with a strong impact on professional skills and education for attendants: symposia, courses, workshops, focus sessions and much more are going to capture your attention in the next few days.

Florence is a place of beauty and art, a must-see at least once in a lifetime.

It is easy to fall in love with its magnificent monuments and lively atmosphere as well as to discover the Tuscan Medieval heritage sites, located nearby, together with the other Italian cities.

Just make your choice among the wide range of leisure options we propose to our participants and enjoy your stay!

We are sure that the WUWHS 2016 will meet your educational needs and, on behalf of the Planning Committee, we wish you a memorable time in Florence, Italy.

Have a great one!



*Marco Romanelli*  
**MARCO ROMANELLI**

President Elect WUWHS



*Elia Ricci*  
**ELIA RICCI**

Secretary General WUWHS



L'INNOVAZIONE  
GUIDA LA NOSTRA  
SCIENZA.  
LA VITA DELLE  
PERSONE GUIDA  
IL NOSTRO IMPEGNO.

**Per rispondere alla domanda di salute nel mondo, AbbVie unisce lo spirito di un'impresa biotecnologica alla solidità di un'azienda di successo.**

Il risultato è un'azienda biofarmaceutica che coniuga scienza, passione e competenze per migliorare la salute e la cura delle persone attraverso terapie innovative.

Avere un impatto significativo sulla vita delle persone è, per noi, più di una promessa. È il nostro obiettivo.

[abbvie.it](http://abbvie.it)



The WUWHS 2016 Scientific Committee would like to thank all the Presidents of the previous editions of the WUWHS Congress for their contribution to establish and enforce WUWHS into the world.

YEAR	VENUE	CONGRESS PRESIDENT
2000	Melbourne, Australia	Michael Stacey
2004	Paris, France	Luc Téot
2008	Toronto, Canada	R. Gary Sibbald
2012	Yokohama, Japan	Kiyonori Harii



## / CASE STUDY

### Examining the use of Bodyflow™ Therapy portable electrostimulation device for patients with Chronic Venous Leg Ulcers.

Bodyflow Therapy is used more and more by practitioners around the world to help promote lymphatic drainage, oedema reduction and increase blood flow in both chronic and acute patients. In 2013, two Melbourne based wound clinics trialled the Bodyflow electrostimulation device. The goal of the case series was to assess the feasibility of clients self-administering the Bodyflow Therapy in the home environment, describe adherence to the Bodyflow Therapy, and describe clinical outcomes associated with the use of Bodyflow Therapy including the impact on wound healing as well as the incidence of adverse events.

Of principle interest was whether clients using no compression therapy at all or low compression therapy, would adhere to and achieve some clinical benefit from the Bodyflow Therapy.

#### Conclusion

This research suggests that concordance with Bodyflow Therapy is practicable by people who have not previously been able to tolerate compression therapy and positive healing outcomes were observed. The use of Bodyflow Therapy warrants further exploration for its value as a clinical tool for people who have not been able to tolerate compression therapy.



12 / 04 / 2013



09 / 05 / 2013



01 / 10 / 2013

*This patient case study is based on the published AWMA abstract (Australia);  
Title: Client concordance and wound healing using the BodyFlow™  
electrostimulation device: case series.*

For further general or practitioner information about the new exciting Bodyflow Therapy products or additional clinical studies information, please visit [www.bodyflowinternational.com](http://www.bodyflowinternational.com) or email us on [info@bodyflowinternational.com](mailto:info@bodyflowinternational.com)

Session 2

## WUWHS 2016 COMMITTEES

WUWHS Executive Board  
& Planning Committee

International Advisory Board  
& Scientific Committee

WUWHS 2016 Ambassadors



## WUWHS Executive Board & Planning Committee



### WORLD UNION OF WOUND HEALING SOCIETIES EXECUTIVE BOARD

*President*  
**Sadanori Akita** (Japan)

*President Elect*  
**Marco Romanelli** (Italy)

*Past President*  
**R. Gary Sibbald** (Canada)

*Secretaries*  
**Hiroshi Sanada** (Japan)  
**Masahiro Tachi** (Japan)  
**Valentina Dini** (Italy)  
**Battistino Paggi** (Italy)

*Treasurer*  
**Rosine van den Bulck** (Belgium)

*External Advisor*  
**Luc Téot** (France)

### PLANNING COMMITTEE



*Honorary President*  
**Giovanni Abatangelo** (Padua)



*President*  
**Marco Romanelli** (Pisa)



*Vice President*  
**Angela Peghetti** (Bologna)



*Vice President*  
**Giorgio Guarnera** (Rome)



*Secretary General*  
**Elia Ricci** (Turin)



*Treasurer*  
**Corrado Maria Durante** (Rome)



*Chair of International  
Advisory Board*  
**Vincent Falanga** (Boston)



*Chair of International  
Advisory Board*  
**Giovanni Mosti** (Lucca)

## International Advisory Board & Scientific Committee

### INTERNATIONAL ADVISORY BOARD

#### CHAIRS

**Vincent Falanga** - Department of Dermatology,  
Boston University School of Medicine, USA

**Giovanni Mosti** - M.D. Barbantini Clinic (Lucca), Italy

#### MEMBERS

**Afsaneh Alavi** - Department of Medicine (Division of Dermatology),  
Women's College Hospital, University of Toronto, Canada

**David G. Armstrong** - Southern Arizona Limb Salvage (SALSA),  
University of Arizona College of Medicine, USA

**Franco Bassetto** - Plastic Surgery Unit,  
'University Hospital of Padua', Italy

**Mara Blanck** - President of SOBENFe  
Brazilian Society of Nursing Wounds and Aesthetics, Brazil

**Michael Clark** - Welsh Wound Innovation Centre, Wales, UK

**Giacomo Clerici** - Amputation Prevention Centre - Diabetic Foot  
Unit, Humanitas Hospitals Group, Bergamo - Milan, Italy

**José Contreras-Ruiz** - Hospital General "Dr. Manuel Gea Gonzalez"  
Mexico City, Universidad Panamericana and Universidad  
Nacional Autonoma de Mexico, Mexico

**Xiaobing Fu** - Wound Healing Unit, The First Affiliated Hospital,  
the General Hospital of PLA, China

**Patricia A. Hebda** - Department of Plastic Surgery,  
University of Pittsburgh School of Medicine, USA

**Joon Pio Hong** - Department of Plastic Surgery - Asan Medical  
Center, University of Ulsan, Seoul, South Korea

**Robert S. Kirsner** - Department of Dermatology and Cutaneous  
Surgery, University of Miami Miller School of Medicine, USA

**Raj Mani** - University Hospital of Southampton NHS  
Foundation Trust, UK

**Christine Moffatt** - University of Nottingham  
Royal Derby Hospital, Derby, UK

**Gerit Mulder** - Abbvie, North Chicago, USA

**Massimo Papi** - Dermatologist, Rome, Italy

**Rytis Rimdeika** - Department of Plastic and Reconstructive  
Surgery, Kaunas University Hospital "Kauno Klinikos",  
Lithuanian University of Health Sciences, Lithuania

**Paolo Romanelli** - Department of Dermatology and Cutaneous  
Surgery, University of Miami Miller School of Medicine, USA

**Vijay K. Shukla** - Institute of Medical Sciences,  
Baranas Hindu University, India

**R. Gary Sibbald** - Medical Education and Wound Healing Clinic,  
Women's College Hospital, University of Toronto, Canada

**Luc Téot** - Montpellier University Hospital, France

**Marjana Tomic-Canic** - Department of Dermatology and Cutaneous  
Surgery, University of Miami Miller School of Medicine, USA

### SCIENTIFIC COMMITTEE

**Vincent Falanga** (USA), *Chair*

### INTERNATIONAL SCIENTIFIC COMMITTEE

**Barbara Bates-Jensen** (USA)

**Dimitri Beeckman** (Belgium)

**Jeffrey Davidson** (USA)

**Boris Hinz** (Canada)

**Paul Martin** (UK)

**Dieter Mayer** (Switzerland)

**Gerit Mulder** (USA)

**Ting Xie** (China)

### LOCAL SCIENTIFIC COMMITTEE

**Guido Ciprandi** (Rome)

**Francesco Di Marzo** (Massa-Carrara)

**Valentina Dini** (Pisa)

**Annalisa Moscatelli** (Milan)

**Giovanni Mosti** (Lucca)

**Battistino Paggi** (Novara)

**Francesco Petrella** (Naples)

**Alberto Piaggese** (Pisa)

## WUWHS 2016 Ambassadors

### THE WUWHS 2016 CONGRESS AMBASSADORS AND THEIR TESTIMONIALS



*The WUWHS helps unify the language and practice of wound healing across borders and disciplines for the common cause of improving clinical outcomes and strengthening wound healing evidence. At WUWHS, we all learn from each other how to do what works for patients with all kinds of wounds in all settings around the world and return home with renewed enthusiasm and knowledge to propel wound healing into a brighter, more effective future.*

**Prof. Laura Bolton - Adjunct Associate Professor of Surgery, Rutgers Robert Wood Johnson University Medical School, New Brunswick, New Jersey**



*Although those investigating and studying wounds and wound healing work in many different medical and surgical disciplines, because of efforts over the past four decades by wound healing societies throughout the world, the people and the body of information assembled by them have begun to coalesce into a strong centralized force for progress in wound healing research and for recognition of wound healing work. The World Union of Wound Healing Societies (WUWHS) has played an important role in this process. By way of its efforts, especially its congresses, the WUWHS has encouraged a broad-based communication between organizations and people in different countries and regions as well as disciplines. The WUWHS has been an important catalytic agent in the formation of a wound healing culture and in allowing recognition of the individuals and organizations which have been and continue to be key to that process. The WUWHS's efforts are important in advancing knowledge and helping patients in our area.*

**Prof. William Eaglstein - Chairman Emeritus, Department of Dermatology, University of Miami, FL**



*I am honored and happy to serve as Ambassador of the WUWHS 2016 Congress in a moment of exciting development of the wound healing field in both research and clinical applications. I am sure that the Meeting will be instrumental in allowing an important progress in both fields and in implementing international cooperation.*

**Prof. Giulio Gabbiani - Emeritus Professor Dept. of Pathology and Immunology, Medical Faculty, CMU, University of Geneva, Swiss**



*Networking on a global basis between researchers and clinicians is of greatest importance to understand and improve wound healing and wound related problems. WUWHS has an important role in providing the most recent research and its clinical applications from groups all over the world. In the end this will benefit both the patients and the health care economies. This is why I personally recommend people from different health care professions to visit and be inspired by the next conference in Firenze, one of the most beautiful cities in the world.*

**Prof. Christina Lindholm - PhD Senior Professor på Sophiahemmet University/Karolinska University Hospital, Stockholm, Sweden**



*The WUWHS and its promotion of new wound healing treatment benefits one and all, from surgeons and nurses to the family caregiver. It is undeniably the driving force behind shedding rays of hope on areas that have not yet seen the light in wound healing.*

**Prof. Takehiko Ohura - Professor Emeritus of Hokkaido University (Plastic Surgery) - Chair of Pressure Ulcer & Wound Healing Research Center Kojin-kail, Japan**



*Wounds result from different pathologies and require multidisciplinary management. The World Union of Wound Healing Societies provides a unique platform for exchanging experiences and ideas between scientists, clinicians, wound healing experts and health care providers from the whole world. Due to the rapid progression of specialization in every specific area the transfer of knowledge is of increasing importance and WUWHS will play an ongoing major role regarding this important task in order to optimize the care of our patients also in the future.*

**Prof. Dr. Hugo Partsch - Emeritus Professor of Dermatology, Medical University of Vienna, Austria**



*Wound healing studies have contributed to knowledge of Health and Disease. Skin care is one consequence, applicable to Dermatology's vaste catalogue of named disorders as well as to Burns, Lymphoedema and Neglected Tropical Diseases. I look forward to this important milestone, celebrating and taking forward this important discipline.*

**Prof. Terence Ryan - Emeritus Professor of Dermatology Oxford University and Oxford Brookes University, England**

## Session 3

## PARTNERS

Hosting and Co-hosting Societies  
Executive Board

Supporting Societies

Sister Societies


Media Partners

Under the Auspices of



# Hosting and Co-Hosting Societies Executive Board

# WUWHS 2016 Supporting Societies




**President**  
**Francesco Petrella**

**Vice President**  
**Paola Fanin**

**Secretary**  
**Manuela Galleazzi**

**Treasurer**  
**Corrado Maria Durante**

**Scientific Recorder**  
**Ciro Falasconi**




**President**  
**Angela Peghetti**

**Vice President**  
**Enza Maniaci**

**Secretary**  
**Luisa Pinelli**

**Treasurer**  
**Paola Traspedini**



**President**  
**Lisette Schoonhoven**


**Immediate Past President**  
**Amit Gefen**

**Treasurer**  
**Jane Nixon**

**Co-treasurer**  
**Jeannie Donnelly**

**Chair of Scientific Committee**  
**Dimitri Beeckman**

**Co-chair of Scientific Committee**  
**Yohan Payan**



**President**  
**Magnus Ågren**

**Past President**  
**Dimitris Kletsas**

**Secretary**  
**Magda Ulrich**

**Treasurer**  
**Hilde Beele**



Association for the Advancement of Wound Care



Associazione Infermieristica per lo Studio delle Lesioni Cutanee



Associazione Italiana Ulcere Cutanee



Asociación Mexicana para el Cuidado Integral y Cicatrización de Heridas A.C.



Associação Portuguesa de Tratamento de Feridas



American Professional Wound Care Association



Asian Wound Healing Association



Australasian Wound and Tissue Repair Society



Canadian Association of Wound Care



Chinese Tissue Repair Society



European Burn Association



European Council of Entero-stomal Therapy



European Pressure Ulcer Advisory Panel



European Tissue Repair Society



National Advisory Group for the Study of Pressure Ulcers and Chronic Wounds



Hellenic Society of Wound Healing and Chronic Ulcers



International Society of Pediatric Wound care



Indian Society of Wound Management



Japanese Society of Limb Salvage and Podiatric Medicine



Japan Society of Plastic and Reconstructive Surgery



Japanese Society of Pressure Ulcers



Japanese Society of Stoma and Continence Rehabilitation



Japanese Society for Surgical Wound Care



Japanese Society for Wound Healing



Japanese Society of Wound, Ostomy and Continence Management



Korean Wound Management Society



Malta Association of Skin and wound Care



National Pressure Ulcer Advisory Panel



Philippine Wound Care Society



Polish Wound Management Association



Swiss Association for Wound Care French/ German Section



French and Francophone Society of Wounds and Wound Healing



Sociedade Brasileira de Enfermagem em Feridas e Estética



Brazilian Association of Entero-stomal Therapy: Ostomy, wound and incontinence care



World Council of Entero-stomal Therapists



Wound Healing Association of Southern Africa



Wound Healing Society



Wound Healing Society Singapore




Wound Management Association of Turkey



# WUWHS 2016 Sister Societies

# Media Partners

## INTERNATIONAL SOCIETIES




## LOCAL SOCIETIES



The 5<sup>th</sup> WUWHS Congress is very grateful to the following Editors and Journals for the support they offered in the promotion of the Conference



WOUND MEDICINE



WOUND REPAIR AND REGENERATION



JOURNAL OF TISSUE VIABILITY



WOUNDS INTERNATIONAL



ESPERIENZE DERMATOLOGICHE  
GIORNALE ITALIANO DI DERMATOLOGIA E VENEREOLOGIA



JOURNAL OF WOUND TECHNOLOGY



JOURNAL DES PLAIES ET CICATRISATION



JOURNAL OF WOUND CARE



WUND MANAGEMENT



REVISTA FERIDAS



CHINESE JOURNAL OF TRAUMATOLOGY



ADVANCES IN SKIN & WOUND CARE



BURNS & TRAUMA



PRACTICAL PATIENT CARE



DOVE MEDICAL PRESS  
Chronic Wound Care Management and Research Journal



THE INTERNATIONAL JOURNAL OF LOWER EXTREMITY WOUNDS



## Under the Auspices of

### Under the Patronage



Università di Pisa



UNIVERSITÀ  
DEGLI STUDI  
FIRENZE

Università degli Studi di Firenze



Scuola Normale Superiore



Camera di Commercio di Firenze



National Research Council of Italy

CNR - National Research Council  
of Italy

## Under the Patronage



Società Italiana di Dermatologia  
(SIDeMAT)



Servizio  
Sanitario  
della  
Toscana

Azienda Ospedaliero-Universitaria Pisana

Session 4

# GENERAL INFORMATION

General Information

Official Social Activities

WUWHS Congress Venue

About Florence

## General Information - 1

### CONGRESS VENUE

In the heart of Florence, a congress and exhibition area that is unique in the world. Just a few steps from the main Florence railway station of Santa Maria Novella and only 5 km from the International Airport Amerigo Vespucci, Florence offers a congress center of the highest level: three structures integrated into a single complex, capable of satisfying any and all types of requirements.



**Fortezza da Basso**  
Viale Filippo Strozzi, 1 – Porta Faenza – Florence

### CONGRESS SECRETARIAT

Congress Secretariat is located inside the **Spadolini Pavillion** at the ground floor.

#### Registration Desk opening hours:

Sunday 25 <sup>th</sup> September	07.30 am – 05.00 pm
Monday 26 <sup>th</sup> September	07.00 am – 06.00 pm
Tuesday 27 <sup>th</sup> September	07.00 am – 06.00 pm
Wednesday 28 <sup>th</sup> September	07.00 am – 06.00 pm
Thursday 29 <sup>th</sup> September	08.00 am – 01.00 pm

#### Exhibition area opening hours

Sunday 25 <sup>th</sup> September	08.00 am – 05.00 pm
Monday 26 <sup>th</sup> September	08.00 am – 06.00 pm
Tuesday 27 <sup>th</sup> September	08.00 am – 06.00 pm
Wednesday 28 <sup>th</sup> September	08.00 am – 06.00 pm
Thursday 29 <sup>th</sup> September	08.00 am – 01.00 pm

### BADGES

In order to receive your badge you have to bring your confirmation email and scan the bar code printed on it at the proper desks inside the congress venue in the registration area at the self-point scanner desks.

All participants and exhibitors should wear the name badge in the conference area at all times. The badge must be visible. Your personalized badge is your official meeting credential, and allows you access to the scientific session. Name badges will be scanned for admission to CME Courses.

### DELEGATES BAGS

After printing your badge at the self-point scanner desks you can collect your bag at the registration desk.

### GENERAL CERTIFICATE OF ATTENDANCE

You are able to print your general certificate of attendance at the end of the congress using ID and Password received after your registration. You will get inside your personal area in the registration <http://www.wuwhs2016.com> system and you will find your certificate ready to be printed.

### CONGRESS REGISTRATION FEES (EURO, VAT INCLUDED)

	On-site Registration
Physicians	€ 620,00
Nurses, Co-medicals, Postgraduates, PhD. students	€ 400,00
Students	€ 210,00
One-day registration	€ 400,00
Accompanying persons*	€ 240,00

*\*fee includes the Opening Ceremony/Welcome Reception, access to the Exhibit Area and Closing Ceremony*

#### Registration fee includes:

Congress bag, Congress badge, Program, Free access to the Abstracts book on line, Admission to the scientific sessions, Certificate of attendance, Welcome reception, Congress Card (special rates and discounts for restaurants, museums, cultural venues, leisure facilities, night clubs, shops, entertainments, SPA, city tours, rental bike, taxi, chauffeured cars for airport transfers).

### METHOD OF PAYMENT

Only credit card (VISA and MASTERCARD) or cash (Euro) are accepted.

### CLOACKROOM

The cloakroom is located back to the registration desk, and is provided free of charge. It will be open only during the congress hours.

### LANGUAGE

The language for WUWHS 2016 congress is English. Some sessions will be provided with simultaneous translation into Italian (please check the program).

### HEADSETS

Headsets for simultaneous translation into Italian can be collected at the headset desk located in front of the room where this service is provided. Please check the program. You are kindly asked to leave your ID card or similar. The ID card will be returned upon return of the headset. Headset must be returned right after every session. Broken or lost headsets will be charged € 300,00 each.

### LUNCH

Sponsored symposia will serve lunch boxes inside the halls. Please check the program.



This event has joined the project **Food for Good** supported by **Federcongressi&eventi, Banco Alimentare and Equoevento Onlus**

FROM MEETINGS TO SOLIDARITY

### CONGRESS APP FOR SMARTPHONES AND TABLETS

The WUWH 2016 mobile app is an interactive, digital guide designed specifically for the congress. The app is available for download in App Store or through Google Play.

### INTERNET AND WI-FI

Free access to the Wi-Fi inside the congress venue is provided. Access the network with the congress name and insert the password "**wuwhs2016**".

Sponsored by Coloplast

### JWC-WUWHS ABSTRACT BOOK

To keep track of everything that is going on during the WUWHS conference, JWC has put together an abstract book with all you need to know about each symposium. This must-have educational pack highlights the key findings of each session, and is available online at:

[www.subscribe.journalofwoundcare.com/WUWHSAbstracts](http://www.subscribe.journalofwoundcare.com/WUWHSAbstracts)

### SPEAKER INFORMATION

All presentations must be prepared in PowerPoint (file extension: .pptx). They will be displayed from a PC with Windows 7 or 10 and PowerPoint 2013 on a 4:3 format screen.

All presentations must be delivered at Speaker Ready Room located inside the Spadolini Pavilion at the lower floor at least 2 hours before your scheduled presentation time. If your presentation is scheduled early in the morning please deliver your presentation the day before.

In order to ensure an optimal delivery of your presentation, please stick to the following guidelines in the preparation of your presentation:

- Your presentation should be 4:3 formatted.
- Preferred page set-up is landscape orientation (portrait orientation will not be displayed correctly).
- Use standard Windows fonts only. Try to avoid use of non-standard Windows fonts or language specific fonts.
- Images: do not copy and paste the images from another application, please use the "insert image from a file" functionality from PowerPoint (format JPG or PNG).
- Video: we strongly suggest WMV or MP4 as video formats. To avoid any issue with movies and loops, presentations should be saved as a .pptx files.
- Apple Keynote users: Please export your presentation and select pptx format in the advanced option dialog. Check your presentation on a Windows-operated computer (preferably Win7).

#### On site help

If you have technical questions regarding your presentation you can meet the technician in the Speaker Ready Room to either make sure that your presentation will run properly on the system or to anticipate a backup solution.

#### Restrictions

Personal laptop computers cannot be connected to the projectors. Presentations cannot be loaded directly onto the computer in the lecture rooms. Presentations must be uploaded via our service at the Speaker Service Centre.



## General Information - 2

### MOBILE PHONES & PERSONAL DEVICES

All mobile phones must be on silent mode during the sessions. Recording or photos of any scientific sessions are NOT permitted and this policy will be strictly enforced.

### RISING STAR

The WUWHS 2016 is glad to introduce for the first time in the history of the World Congress of Wound Healing Societies an award for the 'Rising Stars' in Wound Healing.

For each of the scientific topic the Review Committee selected one abstract of great interest and winners have been included as a speaker to the scheduled sessions.

Supported by  EURORESEARCH

### ORAL COMMUNICATIONS PROGRAM

Sessions are organized for topics, and the presentations are based on abstracts submissions accepted. The authors will have 5 minutes for presentation + 2 minutes for discussion.

Note: at least one author (the first or the presenting author) must register for the Congress. Please check the program.

### POSTER PRESENTATIONS

#### Paper Poster Size

Each poster must be contained within the 70x100 cm space provided. The poster must not exceed the size limit. If your poster is larger than the above dimensions, WUWHS 2016 reserves the right to remove or fold your poster to accommodate space for others.

#### Set Up

Your poster must be placed in the assigned space in the Poster Area (Upper floor, inside the congress venue) on 25<sup>th</sup> September, 2016 from 10.00 am to 04.00 pm.

#### Poster Removal

Posters should be removed between 01.30 pm and 02.30 pm on Thursday 29<sup>th</sup> September. If your poster is not removed by this time, WUWHS 2016 will remove the poster. WUWHS 2016 will not be held responsible for any missing or damaged posters. You will receive assistance onsite from our personnel.

### VIP ROOM

A reserved room for Invited speakers is available at the upper floor inside the Spadolini Pavillion. Please be sure to wear your invited speaker badge to have free access.

### TAXIS

Taxis can drive right to the entrance of Porta Faenza, that is the only entrance for WUWHS 2016 Congress.

Taxi company: +39 055 4390.

### CURRENCY

Euro.

### BANKING/ATM

An ATM is located inside the congress venue at the ground floor.

### EMERGENCY & FIRST AID

First Aid Service is present throughout the opening hours of any event and can be contacted through the Congress Secretariat.

### INSURANCE

The congress fee does not include individual insurance coverage. All participants are advised to arrange their own travel and health insurance, which must be purchased in your country of origin. The organizers will also not be responsible for loss or damage to a person or personal belongings.

### LOST AND FOUND

Found items should be returned to the cloakroom. If you lose something, please report to this desk for assistance.

### ATTIRE

Business casual attire is appropriate. Room temperature can vary in session rooms. We encourage attendees to dress in layers for their personal comfort.

### CHILD POLICY

The congress does not provide childcare. Children and infants are not permitted in any of the congress session rooms or events.

### NO SMOKING POLICY

Smoking is strictly prohibited during all meetings and sessions and in the exhibition hall at all times.

Smoking is allowed in the external area.

### JWC-WUWHS COLLABORATION



This year's conference kicked off with a significant announcement: that the Journal of Wound Care (JWC) is now the exclusive publisher of WUWHS.

As part of this collaboration, JWC has produced a special edition for the members of WUWHS and the whole wound care community. To top it off, JWC is presenting, from the Monday to the Wednesday of conference, the WUWHS Daily, a newspaper that features the full conference programme, and also a comprehensive stand plan of all the Exhibitors, both in a handy format.

Every day, there will be news reports, interviews, society profiles — and exclusive tips on how to explore the many corners of Florence.

### JWC-WUWHS AWARDS



To celebrate the JWC-WUWHS partnership, our two boards have united to introduce the inaugural JWC-WUWHS Awards.

These awards recognise the valuable work being conducted at a global level in both practice and research. The most innovative products, the biggest achievements in patient care and the greatest cost-effective treatments are among the featured categories.

The winners will be announced at a ceremony located in the Scherma Hall, Fortezza da Basso, Viale Filippo Strozzi 1, on Tuesday 27<sup>th</sup> September at 05:45 pm.

**The products displayed in the Exhibition area/Poster area and the uses suggested by the Companies do not represent an endorsement by nor imply that the products have been evaluated or approved by the WUWHS 2016 Scientific Committee.**

## Official Social Activities

### OPENING CEREMONY

Sunday, 25<sup>th</sup> september 05.15 pm - 07.15 pm

Congress Center Fortezza da Basso – Renaissance Hall

Be sure to attend the WUWHS 2016 Opening Ceremony. Florence will welcome you with a special typical entertainment.

### WELCOME RECEPTION

Sunday, 25<sup>th</sup> september 07.15 pm - 08.15 pm

Congress Center Fortezza da Basso – outside courtyard

We invite you to join us at the welcome reception WUWHS 2016. Surrounding by ancient walls of the fortress you will taste and enjoy the typical Italian “Aperitivo”.

Welcome reception is included into the registration fee. Don't miss it!!!

### POSTER GALA

Tuesday, 27<sup>th</sup> september 06.00 pm - 07.00 pm

Congress Center Fortezza da Basso – at the upper floor inside the Spadolini Pavillion in the poster area.

The Scientific Committee is happy to invite you to the Poster Gala where you can discuss with the author and meet new colleagues and friends.

During this event, WUWHS 2016 Rising Stars will meet



that supported their presence at the congress.

### CLOSING CEREMONY

Thursday, 29<sup>th</sup> september 12.45 pm - 01.30 pm

Lower floor – Michelangelo Hall

The Closing Ceremony will conclude an outstanding 5 days -congress in Florence.

# WUWHS 2016 CONGRESS SECRETARIAT

GLOBAL  
CONGRESS  
ORGANIZATION

CANDIDATURE

DMC ITALIA

CORPORATE  
MEETING

ASSOCIATION  
MANAGEMENT

ECM



**CENTRO CONGRESSI INTERNAZIONALE SRL**  
TORINO - PISA - ROMA

HQ Via San Francesco da Paola, 37 - 10123 Torino - Italy  
Tel. +39 011 2446911 - Fax +39 011 2446950  
info@congressiefiere.com

[www.congressiefiere.com](http://www.congressiefiere.com)

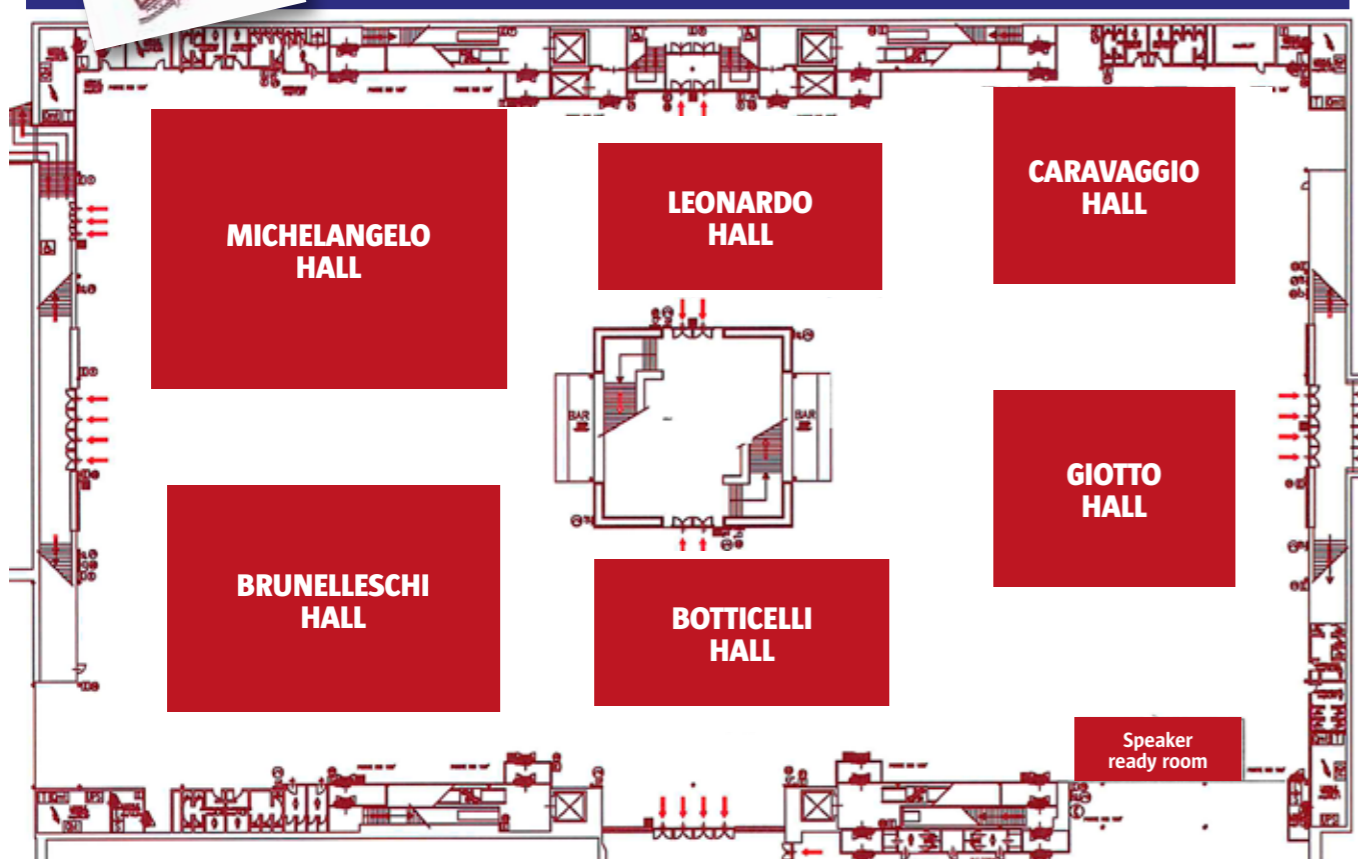


# WUWHS 2016 Congress Venue

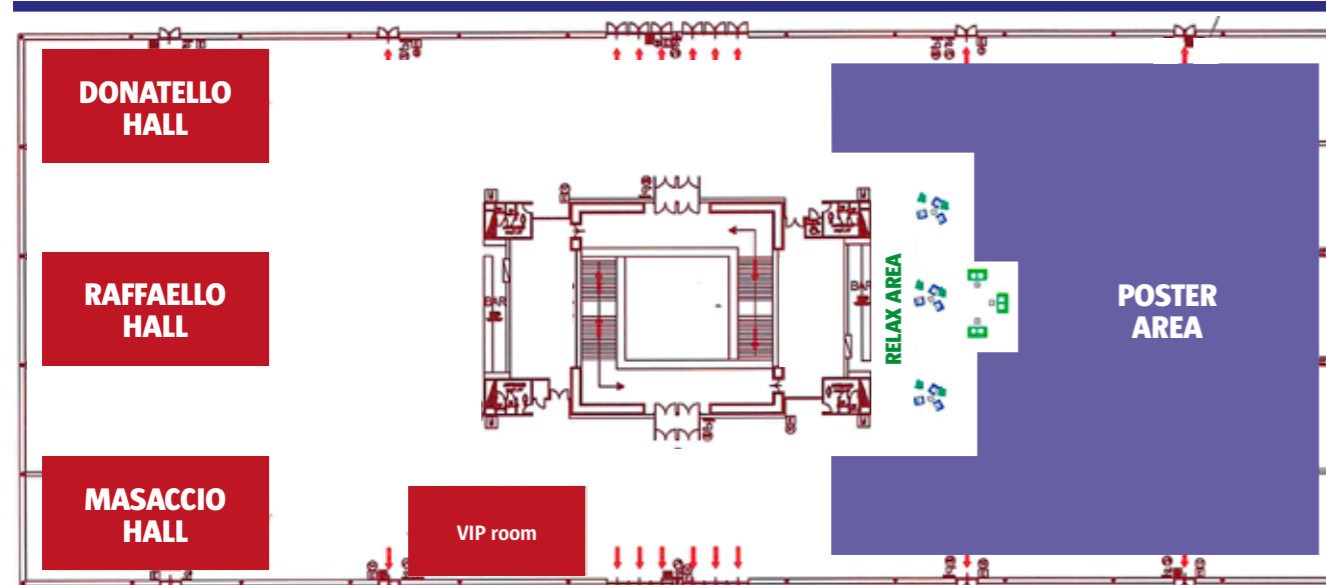
## SPADOLINI "PAVILLION"



### LOWER FLOOR



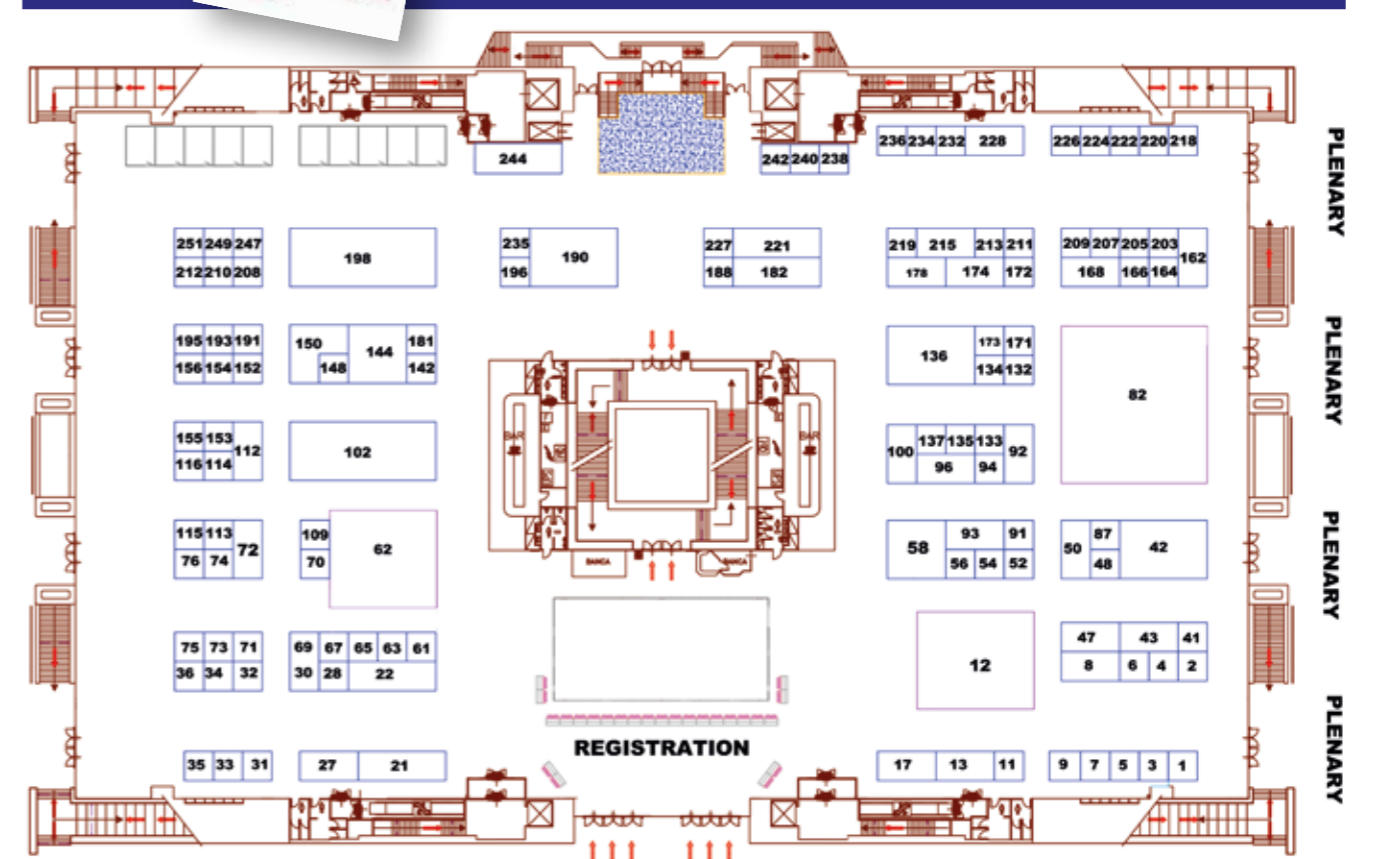
### UPPER FLOOR



## SPADOLINI "PAVILLION"



### GROUND FLOOR





## About Florence

### FLORENCE: ART CITY OR ART WORK?

The historical centre of Florence contains such a wealth of masterpieces that it is difficult to separate the city from its art works. In 1982 it was declared a World Heritage Site by UNESCO, the motivation being that it encapsulates the whole history of the city, from the 'Roman quadrilateral' in the Piazza della Repubblica area to the narrow streets of the medieval city, the splendours of the 16th-century Pitti Palace and the changes wrought at the time when Florence was capital of Italy.

The density of such a fabulously rich legacy – historic and artistic but also scientific and naturalistic – in a small, well-defined space makes Florence city centre quite unique, not only in the eyes of the curious visitor but also in local people.

With its extraordinarily beautiful churches, its museums and art collections, historic gardens, piazzas, streets and ancient palaces, Florence can justifiably be defined as an "open-air museum" – not simply a container for art works but a work of art in its own right.

However, to fully appreciate the artistic richness of Florence, one must also look beyond the city centre: the area "outside the walls" and the province as a whole also has an incredible legacy; the Medici and various affluent merchant families left many traces of their presence there over the centuries and there is an abundance of religious art. Finally, it should be noted that the Polo Museale Fiorentino (a network of twenty city museums, ranging from the Uffizi to the smallest, least-known one) comprises the greatest concentration of art works in Italy and one of the largest in the world.



### SHOPPING IN FLORENCE

Florence offers a vast variety of shops, from famous designers' boutiques to vintage shops, from hand-crafted products to mass produced souvenirs and much more.



#### Shopping for leather

If you're interested in leather products such as jackets, bags, belts or wallets, head to the San Lorenzo market or to the area around piazza Santa Croce. In both areas there are several leather shops where you can buy a nice Italian leather jacket,

#### Shopping for Italian fashion

If you are interested in luxury shopping head to via Tornabuoni. Since the 14<sup>th</sup> century, this street has housed the beautiful, stately palaces of noble Florentine families such as the Antinori and Strozzi. Today you can find luxury shops and boutiques of famous designers, as well as magnificent jewelry shops. While shops in via Tornabuoni are not for everyone's budget, it can be fun to window shop. Here you have the boutiques for Gucci, Prada, Pucci, Ferragamo (with its show museum), Cartier and Bulgari, just to name a few. Off via Tornabuoni, boutique shops continue along via della Vigna Nuova where you can find shops for Etrò, Lacoste and Montebell, for example, and on via del Parione you will find lots of ateliers and workshops by local and international stylists, designers and artists. Close to the Duomo, you can go shopping in via Roma where you'll find more luxury shops such as Luisa via Roma.

#### Antiques and collectables

If you are interested in antiques, you must go to via Maggio, a street near the Pitti Palace and via de' Fossi, a street close to Santa Maria Novella. Both these streets are full of important antique shops where you can find valuable artworks and collectables. Passing by you can often see works from the Renaissance in their windows.

#### Shopping smart and chic

If you want to go shopping in more popular stores and shops, head to via dei Calzaiuoli where you'll find the Disney Store, Furla, Carpisa and many other stores, to via dei Cerretani and via dei Banchi going from the Duomo to the train station. In the area around piazza della Repubblica, via Calimala and via Por Santa Maria you'll also find big international chain stores such as H&M and Zara and the large Italian department stores of Coin and Rinascente.

purses or other leather gifts. Just one recommendation if you intend to buy leather: pay careful attention to both prices and the quality which can vary. Definitely try to bargain, asking for a discount especially if you buy more than one item and carefully study the quality of the item you're buying. If you are particularly interested in learning a bit about leather manufacturing, you should visit the Leather School in the Church of Santa Croce. At San Lorenzo market you can also find quality products in silk and cashmere such as scarves and pullovers.

#### For shiny things go to Ponte Vecchio

For gold jewelry for you or your beloved, you must go to Ponte Vecchio. Aside from being famous around the globe for its gorgeous and sparkling windows, Ponte Vecchio is also famous for the jewelry shops located on the bridge where you can find lots of handmade, unique jewelry such as necklaces, rings, earrings, bracelets and pins.

#### Shopping for delicious food and wine

If you're looking for some food products to take back home or to cook while you're here, you will find lots of choices in downtown Florence. Head to the covered market of San Lorenzo and to Sant'Amrogio market for fresh in season produce, oils, pastas, butcher shops and more. You can also visit Pegna, a famous grocery store near the Duomo where you can literally find everything you might need, or Procacci on via Tornabuoni which specializes in tasty truffle sandwiches or the Cantinetta da Verrazzano, where you can buy pastries, biscuits, bread and wine. If you want some wine to drink on site or to take back home, you'll find lots of wine shops all around downtown Florence, with most of them offering worldwide shipping to make sure your wine arrives back home safe and sound.

Florence offers great shopping opportunities for everyone and you cannot visit Florence without just a little bit of shopping for yourselves or for your family!





# Journal of Wound Care (JWC)

Official journal of the World Union of Wound Healing Societies



Session 5

## GENERAL SCIENTIFIC PROGRAM

This year's conference kicked off with a significant announcement: that the *Journal of Wound Care (JWC)* is now the exclusive publisher of WUWHS.

As part of this collaboration, JWC has produced a special edition for the members of WUWHS and the whole wound care community. To top it off, JWC is presenting, from the Monday to the Wednesday of conference, the *WUWHS Daily*, a newspaper that features the full conference programme, and also a comprehensive stand plan of all the Exhibitors, both in a handy format. Every day, there will be news reports, interviews, society profiles—and exclusive tips on how to explore the many corners of Florence.



### JWC-WUWHS AWARDS:

To celebrate the JWC-WUWHS partnership, our two boards have united to introduce the inaugural JWC WUWHS Awards. These awards recognise the valuable work being conducted at a global level in both practice and research. The most innovative products, the biggest achievements in patient care and the greatest cost-effective treatments are among the featured categories. The winners will be announced at a ceremony located in the Scherma Hall, Fortezza da Basso, Viale Filippo Strozzi 1, on Tuesday 27 September at 17:45.



### ABSTRACT BOOK

To keep track of everything that is going on during the WUWHS conference, JWC has put together an abstract book with all you need to know about each symposium. This must-have educational pack highlights the key findings of each session, and is available online at [www.subscribe.journalofwoundcare.com/WUWHSabstracts](http://www.subscribe.journalofwoundcare.com/WUWHSabstracts)

Please visit [www.jwcworldunion.com](http://www.jwcworldunion.com) or contact Anthony Kerr on 020 7501 6726 or email [anthony.kerr@markallengroup.com](mailto:anthony.kerr@markallengroup.com) for further details



## General Scientific Program

For the latest information about the program please refer to [www.wuwhs2016.com](http://www.wuwhs2016.com)

NB: sessions may be subject to schedule and hall changes due to organizational reasons. Time slots include up to 15' of hall change.

Sunday, Sept 25<sup>th</sup>

### SISTER SOCIETIES SATELLITE MEETINGS SCIENTIFIC PROGRAM

08.00 am – 05.00 pm

HALL GIOTTO



ICC - International Compression Club

[tagungsmanagement.org](http://tagungsmanagement.org)

#### INNOVATION IN COMPRESSION THERAPY

08.00 am – 10.30 am Session I

Chairs: Uwe Meyer (Germany), Giovanni Mosti (Italy)

**Compression evaluated anno 2016**  
Cees Wittens (The Netherlands)

**Practical consequences of stiffness in treating venous diseases**  
Martino Neumann (The Netherlands)

**Shape memory textiles for functional compression management**  
Bipin Kumar (India)

**Innovations in compression based on interface pressure measurement**  
Jerry Hutchinson (UK)

**A new compression pressure measuring device**  
Yung-Wie Chi (USA)

**Thonic bandage, bridging a gap for self-bandaging and homecare**  
Pierre Gonon (France)

**Film compression bandage**  
Johann C. Ragg (Germany)

**An innovative compression system providing low, sustained resting pressure and high, efficient working pressure**  
Josephin Damm, T. Lundh (Sweden)

Discussion

10.45 am – 12.30 pm Session II

Chairs: Martin Abel (Germany), Martino Neumann (The Netherlands)

**Connected bandages: which could be the added value in lymphedema treatment**  
Jean Paul Belgrado, J.B. Valsamis, S. Vankerckhove, L. Vandermeeren (Belgium)

**SMART wearable compression technology geared to improve circulation and muscle recovery**  
Polina Feldman (USA)

**A compression kit of a stocking and three superimposed leggings is easy to don and dose adjustable**  
Jürg Hafner, C. Luder, M. Hübner (Switzerland)

**The PeriKit: an innovative portable device with high level of accuracy and reliability in taking circumferential limb measurements**  
J. Harfouche (Belgium)

**Novel forms of compression**  
Keith Harding (UK)

**Comparison of below knee with above knee stockings for the prevention of leg volume increase and symptoms that occur during prolonged standing**  
Werner Blättler, H.J. Thomae, F. Amsler (Switzerland)

Discussion

12.30 pm - 01.00 pm **Compression therapy in everyday life: let the patients have the floor**  
Patrick Carpentier (France)

01.00 pm – 02.00 pm Lunch break

02.00 pm – 03.00 pm Session III

Chairs: Mieke Flour (Belgium), Hans-Jürgen Thomä (Germany)

**Compression stockings with interface pressure fall and rise from the ankle to the mid calf: clinical efficacy and hemodynamic effects in healthy volunteers and in patients with chronic venous insufficiency**  
Michael Jünger, Wolfgang Konschake, Hermann Haase, Helene Riebe (Germany)

**Control of lower extremity edema in persons with diabetes: double-blind randomized controlled trial assessing safety and efficacy of mild compression diabetic socks**  
Stephanie Wu (USA)

**Improving compliance of compression stockings by sending SMS to patients: results of a randomized controlled study**  
Jean Paul Benigni, J.F. Uhl, M. Chahim (France)

**Hysteresis in MCS, interest and practical implications**  
André Cornu-Thénard (France)

Discussion

03.00 pm – 04.00 pm Session IV

Chairs: Jean Paul Benigni (Belgium), Monika Hübner (Switzerland)

**Biomechanical study of pressure applied on the lower leg by elastic compression bandages**  
Fanette Chassagne, P. Badel, R. Convert, P. Giraux, J. Molimard (France)

**Adjustable velcro devices**  
Joseph Caprini (USA)

**Compression with a non-elastic velcro compression device in patients undergoing total knee arthroplasty**  
Ad Hendrickx (The Netherlands)

**Needing more: the case for extra high compression for tall men in leg ulcer management**  
Alison Hopkins, F. Worboys, R.H. Bull (UK)

Discussion

04.00 pm – 05.00 pm Session V

Chairs: Joseph Caprini (USA), Jan Schuren (The Netherlands)

**How can near-infrared ICG fluorescence imaging optimize compression therapy?**  
Sarah Thomis (Belgium)

**Medical interest of 3D reconstructed limb to build a custom multi-layer bandage for the treatment of a lower limb lymphedema with partially amputated calf. Case report**  
Fédéric Pastouret (Belgium)

**ICC compression questionnaire: an update**  
Nele Devoogdt (Belgium)

Discussion



06.30 pm – 08.30 pm

**S. MARIA NOVELLA CONGRESS CENTRE***P.zza Stazione,10***ICC GENERAL ASSEMBLY**

09.45 am – 04.30 pm

**HALL LEONARDO****ISPeW - International Society for Pediatric Wound care***ispew.org***PEDIATRIC WOUND CARE: NEW TRENDS AND EMERGENT STRATEGIES IN THE WORLD****ISPeW Welcome and Opening remarks**

09.45 am – 10.00 am **ISPeW and WUWHS: a common mission and a vision for the future**  
*Sundeep G. Keswani (USA), Marco Romanelli (Italy)*

**ISPeW Clinical Points**

*Chairs: Sundeep G. Keswani (USA), Giorgio La Scala (Switzerland)*

- 10.00 am – 10.15 am **How to prevent skin breakdown in pediatrics**  
*Anna-Barbara Schlüer (Switzerland)*
- 10.15 am – 10.30 am **From blister to wound and back again: bullous diseases in childhood**  
*Hilde Beele (Belgium)*
- 10.30 am – 10.45 am **Difficult stomas and peristomal skin conditions in little ones: experience in Tanzania**  
*Rosine van den Bulck (Belgium)*
- 10.45 am – 11.00 am **Discussion**

**ISPeW Interactive Case Reports**

*Chairs: Hilde Beele (Belgium), Corrado Maria Durante (Italy)*

- 11.00 am – 11.20 am *Steven Smet (Belgium)*
- 11.20 am – 11.40 am *Johanna Degenhardt (Switzerland)*
- 11.40 am – 12.00 pm *Serena Crucianelli (Italy)*
- 12.00 pm – 12.20 pm *Prisca Wasem (Switzerland)*

*12.30 pm – 01.30 pm Lunch break*

**ISPeW Research & New Trends**

*Chairs: Sadanori Akita (Japan), Mario Zama (Italy)*

- 01.30 pm – 01.50 pm **Research in wound care: lessons learned from fetal experiences**  
*Sundeep G. Keswani (USA)*
- 01.50 pm – 02.10 pm **Incisional NPWT: biological evidence for clinical benefits**  
*Guido Ciprandi (Italy)*
- 02.10 pm – 02.30 pm **Advances and challenges in face transplant: is it appropriate in children or young adults?**  
*Risal Djohan (USA)*
- 02.30 pm – 02.50 pm **Device-related pressure ulcers in neonatal and pediatric care: a biomechanical perspective**  
*Amit Gefen (Israel)*
- 02.50 pm – 03.00 pm **Discussion**

**ISPeW-EPUAP Joint Meeting**

*Chairs: Amit Gefen (Israel), Guido Ciprandi (Italy)*

- 03.00 pm – 03.20 pm **Pressure Ulcers Guidelines in pediatrics: need for a different option?**  
*Lisette Schoonhoven (UK)*
- 03.20 pm – 03.40 pm **Wounds in child abuse: an overall view**  
*Simone Pancani (Italy)*
- 03.40 pm – 04.00 pm **PUCLAS for pediatric patients: could it be useful?**  
*Dimitri Beeckman (Belgium)*
- 04.00 pm – 04.20 pm **ECMO-Related Wounds**  
*Timothy Lee (USA)*
- 04.20 pm – 04.30 pm **Discussion and conclusions**

**ISPeW Closing remarks**

*Guido Ciprandi (Italy), Sundeep G. Keswani (USA)*

11.00 am – 01.00 pm

**HALL MICHELANGELO**

**SOBRATAFE Sociedad Brasileira de tratamento Avançado de Feridas**  
**Brazilian Society on Advanced Wound Care**

*sobratrafe.com.br***AN OVERVIEW OF WHAT WE HAVE IN BRAZIL AND LATIN AMERICA NOWADAYS**

- 11.00 am – 11.10 am **Past, present and future of the treatment of wounds in Brazil**  
*Debora Sanches, Mara Blank (Brazil)*
- 11.10 am – 11.15 am **Discussion and comments**  
*Paulo Cezar Cavalcante de Almeida, Ariel Miranda, Mara Blanck, Paul Glat (Brazil)*
- 11.15 am – 11.20 am **Negative pressure plus dermal substitutes in children**  
*Debora Sanches (Brazil)*
- 11.20 am – 11.25 am **Negative pressure plus dermal substitutes in adults**  
*Dimas Michelski, Debora Sanches (Brazil)*
- 11.25 am – 11.30 am **Negative pressure plus dermal substitutes in elder the system ultra veraflo for diabetic foot**  
*Ariel Miranda, Marta Katayama (Brazil)*
- 11.30 am – 11.35 am **Negative pressure plus flowable dermal substitutes**  
*Paul Glat (Brazil)*
- 11.35 am – 11.55 am **Brazilian politics of payment and reimbursement**  
*Paulo Cezar Cavalcante de Almeida, Debora Sanches, Mara Blank (Brazil)*
- 11.55 am – 12.15 pm **Burns and trauma: prevention campaigns and how to minimize pain**  
*Ariel Miranda, Mara Blanck, Paulo Cezar Cavalcante de Almeida, Debora Sanches, Paul Glat (Brazil)*
- 12.15 pm – 12.40 pm **Diabetic foot: treatment, prevention, success and failures**  
*Paul Glat, Debora Sanches, Alexandre Godoy (Brazil)*
- 12.40 pm – 12.50 pm **Venous ulcers: how we do it now?**  
*Marcelo Moraes, Debora Sanches (Brazil)*
- 12.50 pm – 01.00 pm **Discussion and comments**  
*Paulo Cezar Cavalcante de Almeida, Ariel Miranda, Martha Katayama, Dimas Michelsky, Paul Glat (Brazil)*

03.00 pm – 05.00 pm

HALL MICHELANGELO



**SOBENFeE - Sociedade Brasileira de Enfermagem em Feridas e Estética**  
**Brazilian Society of Nursing in Wounds and Aesthetics**

[sobenfee.org.br](http://sobenfee.org.br)

### TECHNOLOGIES IN LATIN AMERICA FOR WOUND HEALING

Chair: *Silvana Vivacqua (Brazil)*

- 03.00 pm – 03.15 pm **The use of cerium nitrate and silver sulfadiazine for the treatment of burns in Brazil**  
*Debora Sanches (Brazil)*
- 03.15 pm – 03.30 pm **Bioengineered skin**  
*Alberto Bolgiani (Argentina)*
- 03.30 pm – 03.45 pm **The use of Epifast in burns**  
*Juan Bosco Ruiz Padilla (Mexico)*
- 03.45 pm – 04.00 pm **The use of Epifast in wounds and bloody areas**  
*Pablo Rodríguez Ferreyra (Mexico)*
- 04.00 pm – 04.15 pm **Innovative Antioxidant Technology in Wound Healing**  
*Marta Acilu (Spain)*
- 04.15 pm – 04.30 pm **Genomic engineering as an integrative concept**  
*Luismar Marques Porto (Brazil)*
- 04.430 pm – 05.00 pm **Final discussion with all the speakers**

11.00 am – 01.00 pm

HALL BRUNELLESCHI



**ISTAP - International Skin Tear Advisory Panel**

[skintears.org](http://skintears.org)

### SKIN TEARS: EVIDENCE FOR THE PREDICTION, PREVENTION, ASSESSMENT AND MANAGEMENT

Chair: *Kimberly LeBlanc (Canada)*

- 11.00 am – 11.20 am **Skin tears, complex wounds**  
*Kimberly LeBlanc (Canada)*
- 11.20 am – 11.40 am **Prevention**  
*Sharon Baranoski (USA)*
- 11.40 am – 12.00 pm **Best practices: assessment & management**  
*Samantha Holloway (UK)*
- 12.00 pm – 12.40 pm **Panel discussion:**  
*Sharon Baranoski (USA), Kevin Woo (Canada), Mary Gloeckner (USA), Samantha Holloway (UK), Ann Williams (USA), Kimberly LeBlanc (Canada), Dimitri Beeckman (Belgium)*
- 12.40 pm – 01.00 pm **Future directions discussion**  
*Kimberly LeBlanc (Canada)*

03.00 pm – 05.00 pm

HALL BRUNELLESCHI



**SAfW - Swiss Association for Wound care**

[safw.ch](http://safw.ch)  
[safw-romande.ch](http://safw-romande.ch)

### SKIN SUBSTITUTES IN WOUND CARE: A SWISS PERSPECTIVE

Chairs: *Maria Iakova (Switzerland), Dieter Mayer (Switzerland)*

- 03.00 pm – 03.05 pm **Welcome address**
- 03.05 pm – 03.20 pm **When to use advanced treatments**  
*Dieter Mayer (Switzerland)*
- 03.20 pm – 03.35 pm **Cell cultures and skin substitutes: from bench to bedside**  
*Lee Ann Laurent-Applegate (Switzerland)*
- 03.35 pm – 03.50 pm **Skin substitutes: practical experiences in Switzerland**  
*Severin Laeuchli (Switzerland)*
- 03.50 pm – 04.05 pm **Skin substitutes in pediatric patients**  
*Anna-Barbara Schlüer (Switzerland)*
- 04.05 pm – 04.20 pm **The needs behind skin closure**  
*Maria Iakova (Switzerland)*
- 04.20 pm – 04.35 pm **Wound care in the home care setting: challenges and possible approaches**  
*Sebastian Probst (Switzerland)*
- 04.35 pm – 04.50 pm **At the opposite end of the spectrum: wound-care in low resource settings**  
*Hubert Vuagnat (Switzerland)*
- 04.50 pm – 05.00 pm **Discussion and closing remarks**

09.00 am – 11.00 am

HALL BOTTICELLI



**MSWCP - Malaysian Society of Wound Care Professional**

[mswcp.org](http://mswcp.org)

### ASIAN WOUND CARE ASSOCIATION UPDATES

Note: Asian Wound Care Association meeting organized by the Malaysian Society of Wound Care Professional

Chair: *Sadanori Akita (Japan)*

- 09.15 am – 09.30 am **Opening address**  
*Sadanori Akita (Japan)* - President of AWCA
- 09.30 am – 09.45 am **Activities of the AWCA**  
*Harikrishna K.R. Nair (Malaysia)* - Vice-President of AWCA
- 09.45 am – 10.35 am **Country perspective:**  
**Philippines** - *Martin Villa, Luinio Tongson*  
**India** - *Vijay K. Shukla*  
**Hong Kong** - *Tor Chiu*  
**Thailand** - *Kittipan Rerkasem*  
**Sri Lanka** - *Mandika Wijayretna*  
**China** - *Xiaobing Fu*  
**Taiwan** - *Ryo Yen Ko*  
**Malaysia** - *Harikrishna K.R. Nair*  
**Indonesia** - *Teddy O.H. Prasetyono, Poengki Dwi*  
**Vietnam** - *Anh Tuan*
- 10.35 am – 11.00 am **Discussion**  
 followed by lunch in town



03.00 pm – 05.00 pm

HALL BOTTICELLI



**AIACH - Asociación Interdisciplinaria Argentina de Cicatrización de Heridas**  
**Argentinian Interdisciplinary Wound Healing Association**  
[aiach.org.ar](http://aiach.org.ar)

### WOUNDS FROM ARGENTINA: OUR TREATMENTS, OUR EXPERIENCE

Chair: Estela Bilevich (Argentina)

- 03.00 pm – 03.20 pm **Depression and delayed healing. The psychological impact on patients with chronic wounds**  
 Roberto Mengarelli (Argentina)
- 03.20 pm – 03.40 pm **Regular sugar for chronic wounds: why we choose it, when to use it**  
 Gabriela Blumtritt (Argentina)
- 03.40 pm – 04.00 pm **Severe and complex wounds in pediatric patients**  
 Santiago Laborde (Argentina)
- 04.00 pm – 04.20 pm **Use of oral sildenafil in lower limb microcirculatory ulcers**  
 Romina Vaccalluzzo (Argentina)
- 04.20 pm – 04.40 pm **Topical mesenchymal stem cells for venous leg ulcers. A reset of the wound healing clock**  
 Irina Saretzky (Argentina)
- 04.40 pm – 05.00 pm **Discussion**

03.00 pm – 05.00 pm

HALL CARAVAGGIO



**The Lindsay Leg Club Foundation**  
[lindsayfoundation.org](http://lindsayfoundation.org)

### PATIENT-CENTRED CARE: A CALL-TO-ACTION FOR WOUND MANAGEMENT

Chairs: Ellie Lindsay (UK), Roland Renyi (UK), Marco Romanelli (Italy)

- 03.00 pm – 03.05 pm **Introduction**  
 Ellie Lindsay (UK)
- 03.05 pm – 03.20 pm **Why are we failing? The obstacles facing patients in wound management**  
 Roland Renyi (UK)
- 03.20 pm – 03.35 pm **Putting patients at the centre of wound management**  
 Patricia Wilkie (UK)
- 03.35 pm – 03.50 pm **Developing a patient charter in wound management**  
 Fran Valle (USA)
- 03.50 pm – 04.05 pm **The clinician as patient advocate**  
 Wendy White (Australia)
- 04.05 pm – 04.20 pm **The clinician as patient navigator**  
 Vincent Maida (Canada)
- 04.20 pm – 04.35 pm **Through a glass darkly; refocusing research and development towards the patient**  
 Helen Edwards (Australia)
- 04.35 pm – 04.50 pm **Initiating patient advocacy at the national and international levels: the challenges and opportunities for wound management**  
 David Foster (UK)
- 04.50 pm – 05.00 pm **Discussion, call-to-action and conclusions**  
 Ellie Lindsay (UK), Roland Renyi (UK)

11.00 am – 01.00 pm

HALL DONATELLO



**AAWC - Association for the Advancement of Wound Care**  
[aawconline.org](http://aawconline.org)

### THE MULTIDISCIPLINARY APPROACH TO WOUND CARE AND ORGANIZATIONAL ACTIVITIES TO ADVANCE WOUND CARE PRACTICE IN THE USA AND THE WORLD

- 11.00 am – 11.35 am **Endpoints and clinical research: a global conundrum**  
 Vickie R. Driver (USA)
- 11.35 am – 12.10 pm **Developing international consolidated guidelines**  
 Barbara M. Bates-Jensen (USA)
- 12.10 pm – 12.45 pm **Organizational aspects of wound center success**  
 Gregory Bohn (USA)
- 12.45 pm – 01.00 pm **Q&A**

01.00 pm – 03.00 pm

HALL DONATELLO



**Joint Sister Societies Satellite Meeting:**  
[sobest.org.br](http://sobest.org.br)  
[sobende.org.br](http://sobende.org.br)  
[aptferidas.com](http://aptferidas.com)

**SOBEST - Associação Brasileira de Estomaterapia: Estomias, Feridas e Incontinências**  
**Brazilian Association of Enterostomal Therapy: Ostomy, Wound and Incontinence Care**

**SOBENDE - Associação Brasileira de Enfermagem em Dermatologia**  
**Brazilian Society of Dermatology Nursing**

**APTferidas - Associação Portuguesa de Tratamento de Feridas**  
**Portuguese Wound Management Association**

In collaboration with the 'Asociación Científica Chilena Estomas Heridas y Continencia' (ACCHIEHC)

### A MISCELLANEA ABOUT STOMA AND CONTINENCE CARE

Co-Chairs: Vera Santos (Brazil), Maria Helena Mandelbaum (Brazil), Paulo Alves (Portugal)

- 01.00 pm – 01.20 pm **One of the paradigms of stoma wound and continence care: body image changes and quality of life**  
 Vera Santos (Brazil)
- 01.20 pm – 01.40 pm **Best practices on skin care and prevention of skin injuries in elderly: evidences and cost-benefit**  
 Rosangela Oliveira (Brazil)
- 01.40 pm – 01.55 pm **Reducing complications in fistula management**  
 Paulo Alves (Portugal)
- 01.55 pm – 02.10 pm **Differential diagnosis of incontinence associated dermatitis**  
 Heidi Hevia (Chile)
- 02.10 pm – 02.25 pm **New approaches in peristomal skin evaluation**  
 Gisele Chicone (Brazil)
- 02.25 pm – 02.40 pm **Skin barriers and peristomal dermatitis prevention**  
 Kevin Woo (Canada)
- 02.40 pm – 02.50 pm **Case studies about peristomal skin damage**  
 Laurent Chabal (Switzerland)
- 02.50 pm – 03.00 pm **Discussion and conclusion**

03.00 pm – 05.00 pm

HALL DONATELLO



Alliance of Wound Care Stakeholders

woundcarestakeholders.org

### CURRENT STATE OF WOUND CARE IN EUROPE AND THE U.S. CLINICIANS AND MANUFACTURERS' CHALLENGES OF BALANCING GOOD CLINICAL PRACTICE WITH GOVERNMENT POLICY CHANGES

Chair: Marcia Nusgart (USA)

Speakers: Michael Baur (Germany), Gregory Bohn (USA), Marissa Carter (USA), Matthew G. Garoufalos (USA), Chris Fashek (USA)

01.00 pm – 03.00 pm

HALL MASACCIO



KWMS - Korean Wound Management Society

woundcare.or.kr

### RECENT ADVANCES IN WOUND MANAGEMENT IN KOREA

Chairs: Jong-Won Rhie (South Korea), Marco Romanelli (Italy)

- 01.00 pm – 01.20 pm **NPWT on various wounds**  
Hoon Kim (South Korea)
- 01.20 pm – 01.40 pm **Perspectives of ubiquitous wound care management based on mobile application; telemedicine in wound care**  
Chan Young Heo (South Korea)
- 01.40 pm – 02.00 pm **Cell therapy for wound healing in diabetic limb**  
Seung Kyu Han (South Korea)
- 02.00 pm – 02.20 pm **Wound management for microsurgical reconstruction**  
Jeong Tae Kim (South Korea)
- 02.20 pm – 02.40 pm **Surgical management of scar**  
Deuk Young Oh (South Korea)
- 02.40 pm – 03.00 pm **Inter-society networking (special invitation lecture)**  
Xiaobing Fu (China)

03.00 pm – 05.00 pm

HALL MASACCIO



SCAR CLUB

scar-club.com

### UPDATES IN SCAR MANAGEMENT

- 03.00 pm – 03.15 pm **Strategy to treat heavy scars**  
Rei Ogawa (Japan)
- 03.15 pm – 03.30 pm **Costs and effectiveness of dermal substitutes: what do we know?**  
Esther Middelkoop (The Netherlands)
- 03.30 pm – 03.45 pm **Postoperative mechanotherapy**  
Luc Téot (France)
- 03.45 pm – 04.00 pm **Fractional CO<sub>2</sub> and burn scars**  
Gerd Gauglitz (Germany)
- 04.00 pm – 05.00 pm **SCAR CLUB General Assembly**

11.00 am – 01.00 pm

HALL RAFFAELLO



CNAI - Consociazione Nazionale delle Associazioni Infermiere/i

cnai.info

### CNAI IN THE ITALIAN NURSES ASSOCIATIONS CONTEXT AND FLORENCE NUCLEUS ACTIVITIES

Chair: Patrizia Terrosi (Italy)

- 11.00 am – 11.40 am **CNAI History and links with International Associations**  
Cecilia Sironi (Italy)
- 11.40 am – 12.20 pm **Florence Nucleus of the Association**  
Luca Innocenti (Italy)
- 12.20 pm – 01.00 pm **CNAI web-site at a glance**  
Giancarlo Brunetti (Italy)

03.00 pm – 05.00 pm

HALL RAFFAELLO



COMLEHI - Latinamerican Multidisciplinary Confederation of Wound, Ostomy and Continence

### ADVANCES IN WOUND MANAGEMENT AND OSTOMY IN LATIN AMERICA

Chairs: Lupita Lobo (Mexico), Marco Romanelli (Italy)

- 03.00 pm – 03.10 pm **Wound reality in Argentina**  
Silvia Gorosito (Argentina)
- 03.10 pm – 03.15 pm **Importance of stomatherapy service in a palliative care hospital, Sao Paulo**  
Arnaldo Pinheiro Costa, Andreia Cristine Deneluz Schunck Oliveira (Brazil)
- 03.15 pm – 03.20 pm **Low power laser therapy on irritative dermatitis treatment**  
Wilka Queiroz (Brazil)
- 03.20 pm – 03.30 pm **Skin tears: prevention and treatment**  
Heidi Hevia (Chile)
- 03.30 pm – 03.40 pm **Skin lesions in pediatric cancer patient**  
Sandra Guerrero (Colombia)
- 03.40 pm – 03.50 pm **Experience with bio-cellulose gel and a bio-cellulose nano-structured matrix in hard to heal chronic wounds**  
Jorge Elizondo Almeida (Costa Rica)
- 03.50 pm – 04.00 pm **SEMHOI situational analysis of the advanced wound management in Ecuador - Draft transformation**  
Alfredo Guillermo Chong Viteri (Ecuador)
- 04.00 pm – 04.05 pm **Epidemiology of stomas in different health units in Federal District, México**  
Otilia Cruz Castañeda (Mexico)
- 04.05 pm – 04.10 pm **Management of complex foot wounds with skin substitute**  
Martha Alicia Zavala Aguirre (Mexico)
- 04.10 pm – 04.15 pm **Panama experience in advanced wound management**  
Lía Reyli (Panama)
- 04.15 pm – 04.20 pm **Advanced management in wound preparation in patients with Fournier gangrene**  
Yanela Peralta Navas (Panama)



- 04.20 pm – 04.30 pm **Comprehensive nursing assessment in patients with post-surgical wound implant pacemaker surgery**  
*Carmen Ortega Ugaldi (Peru)*
- 04.30 pm – 04.40 pm **Efficacy of combination therapy negative pressure with other treatment modalities in advanced wound management**  
*Leticia Vallejo Carmona (Puerto Rico)*
- 04.40 pm – 04.50 pm **Experience with the topical use of low molecular weight heparin in avulsion injuries**  
*Carmen Elena Ruiz Henao (Colombia)*

05.15 pm – 07.15 pm

HALL RENAISSANCE

**OPENING CEREMONY****Monday, Sept 26<sup>th</sup>**

HALL RENAISSANCE

08.00 am – 11.00 am **ORAL COMMUNICATIONS - Session 1A** (SEE PAGE 98)11.15 am – 12.00 pm **KEYNOTE LECTURE****SMART SYSTEMS ENABLING HEALTHCARE IN THE DIGITAL ERA: RESEARCH AND INNOVATION SUPPORTED BY THE EU***Andreas Lymberis (Belgium)*12.15 pm – 01.45 pm **UNOPPOSED SPONSORED SYMPOSIUM BY ACELITY****ADVANCED APPROACHES TO COMPLEX CLINICAL PROBLEMS IN WOUND CARE***Chair: Marco Romanelli (Italy)*

(box lunch provided inside the hall)

- 12.15 pm – 12.30 pm **Opening remarks**  
*Marco Romanelli (Italy)*
- 12.30 pm – 12.45 pm **Negative Pressure Wound Therapy outcomes of management of open wounds resulting from massive explosions**  
*Shou-Cheng Teng (Taiwan)*
- 12.45 pm – 01.00 pm **Expert approach to achieving functional limb preservation – the evidence behind instillation therapy**  
*Christopher Attinger (USA)*
- 01.00 pm – 01.15 pm **The impact of surgical site occurrences and the role of negative pressure in closed incision management**  
*Christian Willy (Germany)*
- 01.15 pm – 01.30 pm **State of the art surgical approach for the complex open abdomen**  
*Luis Fernandez (USA)*
- 01.30 pm – 01.45 pm **From advanced dressings to epidermal grafting: a comprehensive approach to wound management**  
*Marco Romanelli (Italy)*
- Panel discussion, Q&A, closing**

02.00 pm – 03.30 pm **WORKSHOP****GROWTH FACTORS CONTROL OF WOUND HEALING***Co-Chairs: Sadanori Akita (Japan), Antonio Messineo (Italy)*

- 02.00 pm – 02.05 pm **Introduction**  
*Sadanori Akita (Japan), Antonio Messineo (Italy)*
- 02.05 pm – 02.25 pm **Injury, inflammation and the contribution of uniquely human genes**  
*Andrew Baird (USA)*
- 02.25 pm – 02.45 pm **Regulation of wound angiogenesis**  
*Luisa A. DiPietro (USA)*
- 02.45 pm – 03.05 pm **Application of platelet-rich-plasma (PRP) and fat grafting (FG) in pediatric surgery**  
*Flavio Facchini (Italy), Antonio Messineo (Italy)*
- 03.05 pm – 03.25 pm **Texture and color match in wound healing by cytokines and growth factor sources**  
*Sadanori Akita (Japan)*
- 03.25 pm – 03.30 pm **Discussion**

03.45 pm – 05.45 pm **ORAL COMMUNICATIONS - Session 1C** (SEE PAGE 100)

**HALL MICHELANGELO**

08.00 am – 12.00 pm **ITALIAN CME** (SEE PAGE 88)

**AISLeC - Associazione Infermieristica per lo Studio delle Lesioni Cutanee**  
*Nursing Association for the Study of Skin Lesions*

Annual Meeting 2016

**LA CRESCITA PROFESSIONALE ATTRAVERSO L'APPROCCIO MULTIDISCIPLINARE**  
**PROFESSIONAL DEVELOPMENT THROUGH A MULTIDISCIPLINARY APPROACH**

02.00 pm – 06.00 pm **EUROPEAN CME** (SEE PAGE 89)

**EPUAP – European Pressure Ulcer Advisory Panel**

Annual Meeting 2016

**PRESSURE ULCER PREVENTION AND TREATMENT: A MULTI-PERSPECTIVE APPROACH**  
**TOWARDS A WORLDWIDE QUALITY ISSUE IN HEALTHCARE**

**HALL BRUNELLESCHI**

09.00 am – 11.00 am **SYMPOSIUM**

**PYODERMA GANGRENOSUM: DIAGNOSIS AND TREATMENT**

*Chair: Uwe Wollina (Germany)*

*Co-Chairs: Robert S. Kirsner (USA), Angelo V. Marzano (Italy)*

09.00 am – 09.25 am **Pyoderma gangrenosum: clinical presentation and diagnostic procedures**  
*Uwe Wollina (Germany)*

09.25 am – 09.50 am **Pyoderma gangrenosum and its syndrome forms: the physiopathological model of auto-inflammation**  
*Angelo V. Marzano (Italy)*

09.50 am – 10.15 am **Wound pathology in PG: differential diagnosis**  
*Paolo Romanelli (USA)*

10.15 am – 10.40 am **Treatment of Pyoderma gangrenosum**  
*Robert S. Kirsner (USA)*

10.40 am – 11.00 am **Discussion**

02.00 pm – 03.30 pm **WORKSHOP**

**EPIDERMOLYSIS BULLOSA: DIAGNOSIS AND TREATMENT**

*Co-Chairs: May El Hachem, Gianluca Tadini (Italy)*

02.00 pm – 02.05 pm **Introduction**  
*May El Hachem, Gianluca Tadini (Italy)*

02.05 pm – 02.25 pm **Clinical aspect of Epidermolysis bullosa**  
*May El Hachem (Italy)*

02.25 pm – 02.45 pm **Cord blood platelet get treatment of dermolytic recessive Epidermolysis bullosa**  
*Gianluca Tadini (Italy)*

02.45 pm – 03.05 pm **Epidermolysis bullosa: general rules of management**  
*Christine Bodemer (Francia)*

03.05 pm – 03.25 pm **The principles of skin care and wound management in Epidermolysis bullosa**  
*Jane Clapham (UK)*

03.25 pm – 03.30 pm **Discussion**

03.45 pm – 05.45 pm **SYMPOSIUM**

**HIDRADENITIS SUPPURATIVA**

*Chair: Christos C. Zouboulis (Germany)*

*Co-Chairs: Gregor B.E. Jemec (Denmark), Giuseppe Micali (Italy)*

03.45 pm – 04.05 pm **Epidemiology and comorbidities**  
*Gregor B.E Jemec (Denmark)*

04.05 pm – 04.25 pm **Hidradenitis suppurativa: clinical spectrum and differential diagnosis**  
*Giuseppe Micali (Italy)*

04.25 pm – 04.45 pm **Ultrasound assessment in Hidradenitis suppurativa**  
*Antonio Martorell Calatayud (Spain)*

04.45 pm – 05.05 pm **The role of guidelines in Hidradenitis suppurativa management**  
*Christos C. Zouboulis (Germany)*

05.05 pm – 05.25 pm **Hidradenitis suppurativa: a new challenge in wound healing**  
*Valentina Dini (Italy)*

05.25 pm – 05.45 pm **Hidradenitis suppurativa: a journey into inflammation**  
★ *RISING STAR: Anna Balato (Italy)*

**HALL BOTTICELLI**

08.00 am – 08.45 am **FOCUS**

**EXTRACELLULAR MATRICES**

*Gerit Mulder (USA)*

09.00 am – 11.00 am **SYMPOSIUM**

**MANAGEMENT OF SURGICAL SITE OF INFECTION**

*Chair: David Leaper (UK)*

*Co-Chairs: Francesco Di Marzo (Italy), Mark S. Granick (USA)*

09.00 am – 09.20 am **SSI, definitions, surveillance, compliance**  
*David Leaper (UK)*

09.20 am – 09.40 am **Inductive approach in reducing SSI**  
*Francesco Di Marzo (Italy)*

09.40 am – 10.00 am **Enzymatic degradation of skin biofilm prior to skin preparation for surgery**  
*Mark S. Granick (USA)*

10.00 am – 10.20 am **Surgical site of infection in plastic surgery: our experience**  
**(at the Azienda Ospedaliera Universitaria Policlinico G. Martino – Messina, Italy)**  
*Giuseppe Amadeo (Italy)*

10.20 am – 10.40 am **Surgical site of infection in elderly population**  
*Eduardo Camacho (Mexico)*

10.40 am – 11.00 am **Discussion**



**02.00 pm - 03.30 pm WORKSHOP****TROPICAL ULCERS***Co-Chairs: Vijay K. Shukla (India), Stefano Veraldi (Italy)*

- 02.00 pm – 02.05 pm **Introduction**  
*Vijay K. Shukla (India), Stefano Veraldi (Italy)*
- 02.05 pm – 02.25 pm **Buruli ulcer**  
*Vijay K. Shukla (India)*
- 02.25 pm – 02.45 pm **Tropical bacterial ulcers: a review**  
*Gianluca Nazzaro (Italy)*
- 02.45 pm – 03.05 pm **Tropical mycotic ulcers: a review**  
*Claudia Menicanti (Italy)*
- 03.05 pm – 03.25 pm **Tropical parasitic ulcers: a review**  
*Stefano Veraldi (Italy)*
- 03.25 pm – 03.30 pm **Discussion**

**03.45 pm – 05.45 pm SYMPOSIUM****NEOPLASTIC WOUNDS: WHICH, WHEN, HOW?***Chair: Nicola Pimpinelli (Italy)**Co-Chairs: Isabelle Fromantin (France), Wolfgang Vanscheidt (Germany)*

- 03.45 pm – 04.05 pm **Neoplastic wounds: clinical pitfalls**  
*Wolfgang Vanscheidt (Germany)*
- 04.05 pm – 04.25 pm **Treatment of malodorous malignant wounds**  
*Isabelle Fromantin (France)*
- 04.25 pm – 04.45 pm **Ulceration in cutaneous lymphomas: incidence and management**  
*Nicola Pimpinelli (Italy)*
- 04.45 pm – 05.05 pm **The role of surgery in neoplastic wound management**  
*Cristina Magnoni (Italy)*
- 05.05 pm – 05.25 pm **Pediatric neoplastic wounds**  
*Teresa Oranges (Italy)*
- 05.25 pm – 05.45 pm **A primary cutaneous small- to medium-sized CD4 + Pleomorphic T-Cell Lymphoma turned into an aggressive NOS-cutaneous T-cell lymphoma**  
★ *RISING STAR: Ilaria Coati (Italy)*

**HALL CARAVAGGIO****08.00 am – 08.45 am FOCUS****PHOTODYNAMIC THERAPY IN WOUND HEALING***Alessandro Corsi (Italy)***09.00 am – 11.00 am SYMPOSIUM****THE ROLE OF THE DERMATOLOGIST IN WOUND HEALING***Chair: William H. Eaglstein (USA)**Co-Chairs: Alberto Giannetti (Italy), Tonny Karlsmark (Denmark)*

- 09.00 am – 09.20 am **The role of the dermatologist in wound healing**  
*William H. Eaglstein (USA)*

- 09.20 am – 09.35 am **The wound edge and healing**  
*Tonny Karlsmark (Denmark)*
- 09.40 am – 10.00 am **The instruments of the dermatologist in the diagnosis of wounds**  
*Emanuele Nasole (Italy)*
- 10.00 am – 10.20 am **How to measure success in wound healing: the dermatologist's perspective**  
*Catherine van Montfrans (The Netherlands)*
- 10.20 am – 10.40 am **From pathology to the clinic in wound healing**  
*Alberto Giannetti (Italy)*
- 10.40 am – 11.00 am **Non-healing wounds: the importance of the right diagnosis**  
*Paola Monari (Italy)*

**02.00 pm – 03.30 pm WORKSHOP****PRACTICAL APPROACH TO ATYPICAL WOUNDS***Co-Chairs: Afsaneh Alavi (Canada), Valentina Dini (Italy)*

- 02.00 pm – 02.05 pm **Introduction**  
*Afsaneh Alavi (Canada), Valentina Dini (Italy)*
- 02.05 pm – 02.25 pm **Drug-induced ulcers**  
*Afsaneh Alavi (Canada)*
- 02.25 pm – 02.45 pm **Clinical aspects of Pyoderma gangrenosum**  
*Valentina Dini (Italy)*
- 02.45 pm – 03.05 pm **Neoplastic wounds**  
*Antonio Giovanni Richetta (Italy)*
- 03.05 pm – 03.25 pm **Atypical inflammatory ulcers**  
*Massimo Papi (Italy)*
- 03.25 pm – 03.30 pm **Discussion**

**03.45 pm - 05.45 pm SYMPOSIUM****THE ROLE OF GUIDELINES AND A REGISTRY IN WOUND MANAGEMENT***Chair: Raj Mani (UK)**Co-Chairs: Laura Bolton (USA), Francesco Petrella (Italy)*

- 03.45 pm – 04.05 pm **Can we optimize the use of technology in wound management?**  
*Raj Mani (UK)*
- 04.05 pm – 04.25 pm **Guidelines enlighten wound management**  
*Laura Bolton (USA)*
- 04.25 pm – 04.45 pm **SIUC project, an Italian survey: results of an Italian study on prevalence skin ulcers**  
*Francesco Petrella (Italy)*
- 04.45 pm – 05.05 pm **Clinical application of evidence-based practice in wound care: mission impossible or mission achieved?**  
*Angela Peghetti (Italy)*
- 05.05 pm – 05.25 pm **Implementation of pressure ulcer guidelines: starting at the top**  
*Joyce M. Black (USA)*
- 05.25 pm – 05.45 pm **Discussion**

## HALL LEONARDO

## 08.00 am – 08.45 am FOCUS

## HOW TO WRITE A PAPER

Sara Rowan (Italy)

## 09.00 am – 11.00 am SYMPOSIUM

## TRAUMATIC AND COMBAT WOUNDS

Chair: Corrado Maria Durante (Italy)

Co-Chairs: Steven Jeffery (UK), Gerrold N. Jukema (Switzerland)

- 09.00 am – 09.20 am **NPWT as a therapeutic bridge from the field to the homeland hospital**  
Corrado Maria Durante (Italy)
- 09.20 am – 09.40 am **Techniques of debridement for combat wounds**  
Steven Jeffery (UK)
- 09.40 am – 10.00 am **Severe injuries in trauma surgery: what to do?**  
Gerrold N. Jukema (Switzerland)
- 10.00 am – 10.20 am **The management of war-wounds in situations of limited resources**  
Marco Baldan (Switzerland)
- 10.20 am – 10.40 am **Wounds of the Achille's tendon region: from medication to regeneration**  
Paolo Persichetti (Italy)
- 10.40 am – 11.00 am **The management of burned patient from dust explosion in Taiwan Formosa Fun Coast Water Park**  
★ *RISING STAR*: Chih Sheng Lai (Taiwan)

## 02.00 pm – 03.30 pm WORKSHOP

## WOUND DEHISCENCE

Co-Chairs: Silvestro Canonico (Italy), David Leaper (UK)

- 02.00 pm – 02.05 pm **Introduction**  
Silvestro Canonico (Italy), David Leaper (UK)
- 02.05 pm – 02.25 pm **Prophylactic NPWT in general surgery. Current status and call-to-action**  
Silvestro Canonico (Italy)
- 02.25 pm – 02.45 pm **Prevention and treatment of surgical wound dehiscence**  
David Leaper (UK)
- 02.45 pm – 03.05 pm **Reconstruction of the sternal defects following complications of cardiac surgery**  
Rytis Rimdeika (Lithuania)
- 03.05 pm – 03.25 pm **Management of complex wound after proctological surgery: anal fistula and pilonidal disease**  
Gabriele Naldini (Italy)
- 03.25 pm – 03.30 pm **Discussion**

## 03.45 pm - 05.45 pm SYMPOSIUM

## BACTERIAL INFECTION OF WOUNDS: STAPH, STREP AND MORE

Chair: Keith Harding (UK)

Co-Chairs: Roberto Cassino (Italy), Thomas Wild (Germany)

- 03.45 pm – 04.05 pm **Wound infection: what is the problem?**  
Keith Harding (UK)

- 04.05 pm – 04.25 pm **Bacteria in chronic leg ulcers: diagnostic pitfalls and current data**  
Joachim Dissemond (Germany)

- 04.25 pm – 04.45 pm **Early detection of infection based on hyperspectral analysis**  
Thomas Wild (Germany)

- 04.45 pm – 05.05 pm **The role of wound cleansing with modern rinsing solutions in managing bacterial burden and biofilm on wounds**  
Gerhard Kammerlander (Switzerland)

- 05.05 pm – 05.25 pm **Local and general therapy**  
Roberto Cassino (Italy)

- 05.25 pm – 05.45 pm **Non-antibiotic antimicrobial technology wound dressings exerting an antibacterial effect on Pseudomonas aeruginosa and a Staphylococcus aureus biofilm in vitro**  
★ *RISING STAR*: Cornelia Wiegand (Germany)

## HALL GIOTTO

## 08.00 am – 08.45 am FOCUS

## OFFLOADING DIABETIC FOOT

Alberto Piaggese (Italy)

## 09.00 am - 11.00 am SYMPOSIUM

## ADVANCES IN VASCULITIC ULCERS

Chair: Massimo Papi (Italy)

Co-Chairs: Afsaneh Alavi (Canada), Jürg Hafner (Switzerland)

- 09.00 am – 09.20 am **Clinical aspects of vasculitis ulcers**  
Massimo Papi (Italy)
- 09.20 am – 09.40 am **Approach to livedoid vasculopathy**  
Afsaneh Alavi (Canada)
- 09.40 am – 10.00 am **Vasculitis simulators**  
Jürg Hafner (Switzerland)
- 10.00 am – 10.20 am **Dermatopathology**  
Cosimo Misciali (Italy)
- 10.20 am – 10.40 am **Focus on digital ulcers (DUs) in systemic sclerosis**  
Alessandra Della Rossa (Italy)
- 10.40 am – 11.00 am **A history to remember: from vasculitis to chronic skin ulcer**  
★ *RISING STAR*: Luca Fania (Italy)

## 02.00 pm – 03.30 pm WORKSHOP

## RESEARCH IN WOUND HEALING

Co-Chairs: Barbara Bates-Jensen (USA), Xiaobing Fu (China)

- 02.00 pm – 02.05 pm **Introduction**  
Barbara Bates-Jensen (USA), Xiaobing Fu (China)
- 02.05 pm – 02.25 pm **Use of technology in detecting wounds: beyond skin appearance**  
Barbara Bates-Jensen (USA)
- 02.25 pm – 02.45 pm **Innovation and cooperation in the field of wound care: what have we done and what shall we do?**  
Xiaobing Fu (China)



- 02.45 pm – 03.05 pm **Bedside to bench approach: understanding pathophysiology of wound healing**  
*Marjana Tomic-Canic (USA)*
- 03.05 pm – 03.25 pm **Post transcriptional gene silencing as a central regulator in wound inflammation**  
*Sashwati Roy (USA)*
- 03.25 pm – 03.30 pm **Discussion**

### 03.45 pm - 05.45 pm SYMPOSIUM

#### USE OF BIOMATERIALS IN WOUND HEALING

Chair: *Alberto Passi (Italy)*

Co-Chairs: *Terry Treadwell (USA), Peter Vowden (UK)*

- 03.45 pm – 04.05 pm **Biotechnology of hyaluronan**  
*Alberto Passi (Italy)*
- 04.05 pm – 04.25 pm **The importance of wound bed preparation in the use of biomaterials**  
*Terry Treadwell (USA)*
- 04.25 pm – 04.45 pm **Integrating biomaterials into everyday wounds**  
*Peter Vowden (UK)*
- 04.45 pm – 05.05 pm **New innovations in the treatment of non-healing wounds**  
*Robert J. Snyder (USA)*
- 05.05 pm – 05.25 pm **The treatment of chronic ulcers with amniotic membrane**  
*Antonino Grasso (Italy)*
- 05.25 pm – 05.45 pm **Cell-matrix interactions: cell culturing in collagen scaffold**  
★ *RISING STAR: Valentina Laghezza Masci (Italy)*

### HALL DONATELLO

#### 08.00 am – 08.45 am FOCUS

##### ATYPICAL WOUNDS IN CHILDREN

*Teresa Oranges (Italy)*

#### 09.00 am – 01.00 pm COURSE - ITALIAN/EUROPEAN CME

##### WOUND ASSESSMENT

(SEE PAGE 90)

#### 02.00 pm – 03.30 pm WORKSHOP

##### MULTIDISCIPLINARY TEAM APPROACH IN EDUCATION IN WOUND HEALING

Co-Chairs: *Jacqui Fletcher (UK), Gulnaz Tariq (UAE)*

- 02.00 pm – 02.05 pm **Introduction**  
*Jacqui Fletcher (UK), Gulnaz Tariq (UAE)*
- 02.05 pm – 02.25 pm **Education beyond borders**  
*Gulnaz Tariq (UAE)*
- 02.25 pm – 02.45 pm **Delivering education to make a difference**  
*Jacqui Fletcher (UK)*
- 02.45 pm – 03.05 pm **Should patients be involved in research?**  
*Ellie Lindsey (UK)*
- 03.05 pm – 03.25 pm **What makes a wound care specialist nurse?**  
*Corinne Ward (Malta)*
- 03.25 pm – 03.30 pm **Discussion**

### HALL MASACCIO

#### 08.00 am – 08.45 am FOCUS

##### TROPICAL ULCERS: REVIEW AND CLINICAL CASES

*Michela Brena, Cinzia Desimine, Anna Minuti, Sebastiano Recalcati, Stefano Veraldi (Italy)*

#### 09.00 am – 01.00 pm COURSE - ITALIAN/EUROPEAN CME

##### HBOT (Hyperbaric Oxygen Therapy) BASIS IN WOUND CARE

(SEE PAGE 90)

#### 02.00 pm – 06.00 pm COURSE - ITALIAN/EUROPEAN CME

##### DEBRIDEMENT

(SEE PAGE 91)

### HALL RAFFAELLO

#### 08.00 am – 11.00 am ORAL COMMUNICATIONS - Session 1B

(SEE PAGE 99)

#### 02.00 pm – 05.00 pm ORAL COMMUNICATIONS - Session 1D

(SEE PAGE 101)

05.30 pm

**AIUC General Assembly**

Tuesday, Sept 27<sup>th</sup>

HALL RENAISSANCE

08.00 am – 11.00 am ORAL COMMUNICATIONS - Session 2A (SEE PAGE 102)

11.15 am – 12.00 pm KEYNOTE LECTURE

**PYODERMA GANGRENOSUM AND THE INFLAMMASOME**

Lars French (Switzerland)

12.15 pm – 01.15 pm SPONSORED SYMPOSIUM BY ABBVIE 

**HIDRADENITIS SUPPURATIVA: A POSITION DOCUMENT ON WOUND MANAGEMENT**

(box lunch provided inside the hall)

Chair: Marco Romanelli (Italy)

12.15 pm – 12.25 pm **Welcome and introduction**  
Marco Romanelli (Italy)

12.25 pm – 12.35 pm **Overview of HS from clinical aspects to pathogenesis**  
Robert S. Kirsner (USA)

12.35 pm – 12.45 pm **Quality of life in HS**  
Afsaneh Alavi (Canada)

12.45 pm – 12.55 pm **Acute wound care**  
Valentina Dini (Italy)

12.55 pm – 01.05 pm **Post-surgical wound care**  
Thomas Wild (Germany)

01.05 pm – 01.15 pm **Summary**  
Marco Romanelli (Italy)

HALL MICHELANGELO

08.00 am – 12.00 pm ITALIAN CME (SEE PAGE 91)

AIUC - Associazione Italiana Ulcere Cutanee ONLUS  
Italian Association of Skin Ulcers NPO

Annual Meeting 2016

**CHALLENGES OF THE EXPANDED CHRONIC CARE MODEL IN THE WOUND CARE IN ITALY**

12.15 pm – 01.15 pm SPONSORED SYMPOSIUM BY MOLNLYCKE HEALTHCARE 

**THE NEED FOR CONSENSUS. DOING EVERYTHING POSSIBLE TO PREVENT PRESSURE INJURIES. CHECK, DETECT, ACT**

(box lunch provided inside the hall)

Chair: Keith Harding (UK)

Speakers: Joyce M. Black (USA), Amit Gefen (Israel), Nick Santamaria (Australia)

02.00 pm – 06.00 pm EUROPEAN CME (SEE PAGE 93)

ETRS - European Tissue Repair Society

Special Session

HALL BRUNELLESCHI

09.00 am - 11.00 am SYMPOSIUM

**BIOLOGICS IN WOUND HEALING**

Chair: Paolo Romanelli (USA)

Co-Chairs: Jerry Bagel (USA), Valentina Dini (Italy)

09.00 am – 09.20 am **Overview of current and future biologic drugs**  
Jerry Bagel (USA)

09.20 am – 09.40 am **Biologic drugs in Hidradenitis suppurativa**  
Paolo Romanelli (USA)

09.40 am – 10.00 am **Biologic drugs in atypical wounds**  
Valentina Dini (Italy)

10.00 am – 10.20 am **Biologic drugs in vasculitic ulcers**  
Afsaneh Alavi (Canada)

10.20 am – 10.40 am **Biologics drugs in auto inflammatory ulcers**  
Angelo V. Marzano (Italy)

10.40 am – 11.00 am **Targeted therapy using biologic drugs**  
★ RISING STAR: Andrea Chiricozzi (Italy)

12.15 pm – 01.15 pm SPONSORED SYMPOSIUM BY SMITH & NEPHEW 

**DRIVING TO ZERO: REDUCING THE INCIDENCE OF AVOIDABLE PRESSURE ULCERS**

(box lunch provided inside the hall)

Chair: Mark Collier (UK)

12.15 pm – 12.35 pm **Making pressure ulcer prevention a priority**  
Mark Collier (UK)

12.35 pm – 12.55 pm **Reducing hospital-acquired pressure ulcers in the cardiovascular OR and ICU population**  
Molly Salmon (USA)

12.55 pm – 01.15 pm **Transformational leadership; achieving sustainable outcomes in pressure ulcer prevention programs**  
Jeanine Frumentti (USA)

02.00 pm – 03.00 pm SPONSORED SYMPOSIUM BY ACELITY 

**ACHIEVING COMPLETE WOUND CLOSURE WITH ADVANCED MODALITIES**

Chair: Keith Harding (UK)

02.00 pm – 02.12 pm **The origin of “Wound Bed Preparation”**  
Keith Harding (UK)

02.12 pm – 02.24 pm **Wound bed preparation with advanced wound dressings and the importance of granulation tissue**  
Rosemary Hill (Canada)

02.24 pm – 02.36 pm **Addressing chronic and acute wound conditions with advanced wound care modalities**  
Keith Harding (UK)

02.36 pm – 02.48 pm **Preparing the wound for closure; the science and evidence behind epidermal grafts**  
Robert S. Kirsner (USA)

02.48 pm – 03.00 pm **Achieving wound closure through Epidermal Grafting in a community setting**  
Marco Warbout (The Netherlands)  
Panel discussion, Q&A, closing



**03.45 pm - 05.45 pm SYMPOSIUM****NEW FRONTIERS IN HYPERBARIC OXYGEN THERAPY***Chair: Thomas E. Serena (USA)**Co-Chairs: Jacek Kot (Poland), Pasquale Longobardi (Italy)**in collaboration with*

- 03.45 pm – 04.00 pm **The role of oxygen in wound healing: HBOT and molecular and cellular regulation**  
*Stephen R. Thom (USA)*
- 04.00 pm – 04.15 pm **Bacterial flora of soft tissue infections in patients treated with HBOT**  
*Jacek Kot (Poland)*
- 04.15 pm – 04.30 pm **The role of oxygen in infection: interaction between antibiotics and HBOT, white cell function (including clinical implications for practice)**  
*Folke Lind (Sweden)*
- 04.30 pm – 04.45 pm **Predicting HBOT effectiveness: transcutaneous oximetry and other techniques to measure tissue oxygenation and perfusion**  
*Daniel Mathieu (France)*
- 04.45 pm – 05.00 pm **Indocyanine green fluorescence angiography as predictive model for wound healing treated with HBOT**  
*Windy Cole (USA)*
- 05.00 pm – 05.15 pm **“Choosing wisely”: evolution of standards and guidelines for using HBOT in wound care**  
*Michael Bennett (Australia)*
- 05.15 pm – 05.30 pm **Health economics of HBOT: what we know and what we need to know**  
*Pasquale Longobardi (Italy)*
- 05.30 pm – 05.45 pm **Discussion**

**HALL BOTTICELLI****08.00 am - 08.45 am FOCUS****QUALITY OF LIFE IN PRESSURE ULCERS***Christina Lindholm (Sweden)***09.00 am - 11.00 am SYMPOSIUM****HEALTH ECONOMY IN WOUND MANAGEMENT***Chair: Matthias Augustin (Germany)**Co-Chairs: Giuseppe Turchetti (Italy), Kathryn Vowden (UK)*

- 09.00 am – 09.20 am **Health economics evaluation in wound care: the view of the practitioner**  
*Matthias Augustin (Germany)*
- 09.20 am – 09.40 am **The economic perspective in wound management: the view of the health economist**  
*Giuseppe Turchetti (Italy)*
- 09.40 am – 10.00 am **Real world wound care costs and outcomes in the UK**  
*Kathryn Vowden (UK)*
- 10.00 am – 10.20 am **The economic benefits of advanced therapies in chronic wound management: a USA perspective**  
*Robert J. Snyder (USA)*
- 10.20 am – 10.40 am **Wound care economics in Latin America: when cost/benefit does matter?**  
*José Contreras-Ruiz (Mexico)*
- 10.40 am – 11.00 am **WHASA (Wound Healing Association of Southern Africa) and wound care in the Public Sector – challenges and perspectives. 18 months experience from Public Sector outpatient setting: Folang Wound Clinic model**  
*Matondo Georges Balenda (South Africa)*

**12.15 pm – 01.15 pm SPONSORED SYMPOSIUM BY INTEGRA LIFE SCIENCES****RECENT REGENERATIVE MEDICINE PERSPECTIVES IN THE TREATMENT OF HARD-TO-HEAL WOUNDS***(simultaneous translation into Italian with headphones available)  
(box lunch provided inside the hall)*

- 12.15 pm – 12.30 pm **The FOUNDER Study: a clinical trial of a Dermal Regeneration Template for diabetic foot ulcer treatment**  
*John C. Lantis II (USA)*
- 12.30 pm – 12.45 pm **Dermal substitutes and diabetic foot: what we know and what we would like for the future**  
*Giacomo Clerici (Italy)*
- 12.45 pm – 01.00 pm **The use of an injectable matrix in the treatment of cavitory lesions**  
*Ferdinando Campitiello (Italy)*
- 01.00 pm – 01.15 pm **Discussion**

**02.00 pm – 03.30 pm WORKSHOP****DILEMMAS FROM THE EMERGENCY AREA***Co-Chairs: Battistino Paggi (Italy), Terry Treadwell (USA)*

- 02.00 pm – 02.05 pm **Introduction**  
*Battistino Paggi (Italy), Terry Treadwell (USA)*
- 02.05 pm – 02.25 pm **PU: new or old dilemmas in Emergency Area?**  
*Battistino Paggi (Italy)*
- 02.25 pm – 02.45 pm **Adding insult to injury: development of pressure ulcers in the trauma patient**  
*Terry Treadwell (USA)*
- 02.45 pm – 03.05 pm **PU prevention in emergency area**  
*Marino Ciliberti (Italy)*
- 03.05 pm – 03.25 pm **Pressure ulcer incidence /prevention within accident and emergency departments: the UK experience**  
*Mark Collier (UK)*
- 03.25 pm – 03.30 pm **Discussion**

**03.45 pm – 05.45 pm SYMPOSIUM****BURNS: THE ROLE OF TEAM APPROACH***Chair: Esther Middelkoop (The Netherlands)**Co-Chairs: Young-Chul Jang (South Korea), Maurizio Stella (Italy)*

- 03.35 pm – 04.05 pm **Advanced technology in burn treatment**  
*Esther Middelkoop (The Netherlands)*
- 04.05 pm – 04.25 pm **Advanced management for reconstructive surgery of facial burn**  
*Young-Chul Jang (South Korea)*
- 04.25 pm – 04.45 pm **Trends in burn treatment**  
*Maurizio Stella (Italy)*
- 04.45 pm – 05.05 pm **Skin coverage of burned patients with micro grafts**  
*Eduardo Camacho (Mexico)*
- 05.05 pm – 05.25 pm **A novel multi-spectral imaging device for precision evaluation of burn depth**  
*Jun Wu (China)*
- 05.25 pm – 05.45 pm **Mechanical debridement as added value in quality assistance provided and perceived in the treatment of chronic injury of various etiology**  
★ *RISING STAR: Sara Sandroni (Italy)*

## HALL CARAVAGGIO

## 08.00 am – 08.45 am FOCUS

## WOUND BIOPSY

Pier Alessandro Fanti (Italy)

## 09.00 am – 11.00 am SYMPOSIUM

## ISCHEMIC DIABETIC FOOT AND LIMB SALVAGE: MATTER OF TIMING, REVASCULARIZATION AND FOOT CARE

Chair: Giacomo Clerici (Italy)

Co-Chairs: Robert G. Frykberg (USA), Luigi Uccioli (Italy)

- 09.00 am – 09.20 am **Endovascular therapy and open bypass are complementary techniques: matching the therapy with the limb, the patient and the arterial anatomy to the intervention**  
Joseph L. Mills (USA)
- 09.20 am – 09.40 am **Time is tissue. The recurring issue of late referrals**  
Giacomo Clerici (Italy)
- 09.40 am – 10.00 am **Guidelines for revascularization: one size fits all?**  
Luigi Uccioli (Italy)
- 10.00 am – 10.20 am **Angiosomes and their clinical implications for limb salvage**  
Christopher Attinger (USA)
- 10.20 am – 10.40 am **This limb shall be saved. Conservative surgical options in the revascularized foot.**  
Robert G. Frykberg (USA)
- 10.40 am – 11.00 am **Free flaps in diabetic foot limb salvage: rationale, options and timing**  
★ RISING STAR: Paolo Cortese (Italy)

## 12.15 pm – 01.15 pm SPONSORED SYMPOSIUM BY MIMEDX GROUP



## THE DYNAMIC IMPACT OF EPIFIX® AMNIOTIC MEMBRANE ALLOGRAFTS

(box lunch provided inside the hall)

Chair: Severin Läubli (Switzerland)

- 12.15 pm – 12.35 pm **The scientific and clinical evidence of EpiFix® dehydrated human amnion/chorion membrane (dHACM) allografts**  
Thomas E. Serena (USA)
- 12.35 pm – 12.55 pm **Application techniques and therapeutic approaches using EpiFix® allografts for wound healing and surgical procedures**  
Matthew Garoufalis (USA)
- 12.55 pm – 01.15 pm **The Swiss experience with EpiFix®**  
Severin Läubli (Switzerland)

## 02.00 pm – 03.30 pm WORKSHOP

## NEONATAL WOUNDS

Co-Chairs: Sundeep G. Keswani (USA), Amulya Saxena (UK)

- 02.00 pm – 02.05 pm **Introduction**  
Sundeep G. Keswani (USA), Amulya Saxena (UK)
- 02.05 pm – 02.25 pm **Managing neonatal wounds**  
Sundeep G. Keswani (USA)
- 02.25 pm – 02.45 pm **Open abdomen and wound care-related problems in neonatal surgery**  
Amulya Saxena (UK)

02.45 pm – 03.05 pm **Device-related pressure sores: advanced prevention**  
Anna-Barbara Schläuer (Switzerland)03.05 pm – 03.25 pm **Management of extravasation injuries in the NICU**  
Timothy W. King (USA)03.25 pm – 03.30 pm **Discussion**

## 03.45 pm - 05.45 pm SYMPOSIUM

## CELL THERAPY: AN EMERGING OPPORTUNITY

Chair: Robert S. Kirsner (USA)

Co-Chairs: Franco Bassetto (Italy), Ourania Castana (Greece)

- 03.45 pm – 04.05 pm **Cell therapy for chronic wounds: lessons learned**  
Robert S. Kirsner (USA)
- 04.05 pm – 04.25 pm **Fat grafting and angiogenesis in difficult scarring**  
Franco Bassetto (Italy)
- 04.25 pm – 04.45 pm **Autologous fat grafting for the improvement of the facial post burn scars**  
Ourania Castana (Greece)
- 04.45 pm – 05.05 pm **Therapeutic potential of gingival fibroblasts for cutaneous burns**  
Bernard Coulomb (France)
- 05.05 pm – 05.25 pm **Cell therapy of burns: present and future**  
Jean-Jacques Lataillade (France)
- 05.25 pm – 05.45 pm **Platelets from adult and cord blood for tissue regeneration**  
Laura Mazzucco (Italy)

## HALL LEONARDO

## 08.00 am – 08.45 am FOCUS

## MANAGEMENT OF OPEN ABDOMEN

Francesco Di Marzo (Italy)

## 09.00 am – 11.00 am SYMPOSIUM

## PEDIATRIC WOUNDS

Chair: Guido Ciprandi (Italy)

Co-Chairs: Sundeep G. Keswani (USA), Giorgio La Scala (Switzerland)

- 09.00 am – 09.20 am **Engineered skin substitutes in pediatric patients**  
Robert S. Kirsner (USA)
- 09.20 am – 09.40 am **Challenges in pediatric wound care**  
Sundeep G. Keswani (USA)
- 09.40 am – 10.00 am **How to best treat pediatric wounds from plastic surgical viewpoints**  
Sadanori Akita (Japan)
- 10.00 am – 10.20 am **Skin-sparing approach to necrotizing fasciitis**  
Giorgio La Scala (Switzerland)
- 10.20 am – 10.40 am **Complex wound care in children: a multifaceted approach**  
Guido Ciprandi (Italy)
- 10.40 am – 11.00 am **Simplified NPWT in pediatrics from micropreemies to adolescents**  
★ RISING STAR: Serena Crucianelli (Italy)



**12.15 pm – 01.45 pm SPONSORED SYMPOSIUM BY FIDIA FARMACEUTICI****THE HYALO4 PROJECT IN WOUND CARE**

(box lunch provided inside the hall)

*Co-Chairs: Carlo Caravaggi (Italy), Cornelia Erfurt-Berge (Germany)*

- 12.15 pm – 12.30 pm **The Hyalo4 project: LMW-HA synergy in wound care**  
*Carlo Soranzo (Italy)*
- 12.30 pm – 12.50 pm **From SACS\* 2.0 to treatment: how long will be the way? Hyalo4 dressings in the management of peristomal lesions**  
*Stefano Gasperini (Italy)*
- 12.50 pm – 01.10 pm **Collagenase-assisted wound bed preparation: comparison between *Vibrio alginolyticum* and *Clostridium histolyticum* collagenase on substrate specificity**  
*Luciano Messina (Italy)*
- 01.10 pm - 01.30 pm **Hyalo4 Start (LMW-HA & collagenase) in the management of venous ulcers: results from a multicenter, randomized controlled trial**  
*Angela Della Corte (Italy)*
- 01.30 pm – 01.45 pm **Discussion & questions from the ground**

**02.00 pm – 03.30 pm WORKSHOP****PALLIATIVE WOUND HEALING***Co-Chairs: Oscar M. Alvarez (USA), Isabelle Fromantin (France)*

- 02.00 pm – 02.05 pm **Introduction**  
*Oscar M. Alvarez (USA), Isabelle Fromantin (France)*
- 02.05 pm – 02.25 pm **Reality check: palliative wound care**  
*Oscar M. Alvarez (USA)*
- 02.25 pm – 02.45 pm **Palliative wound care in oncology (child and adult)**  
*Isabelle Fromantin (France)*
- 02.45 pm – 03.05 pm **Researching the lived experiences of cancer patients with malignant fungating wounds**  
*Sara Rowan (Italy)*
- 03.05 pm – 03.25 pm **Palliative wound healing – challenges and current evidence**  
*Sebastian Probst (Switzerland)*
- 03.25 pm – 03.30 pm **Discussion**

**03.45 pm – 05.45 pm SYMPOSIUM****LASERS AND LIGHTS IN WOUND HEALING***Chair: Nicola Zerbinati (Italy)**Co-Chairs: Marcello Monti (Italy), Matteo Tretti Clementoni (Italy)*

- 03.45 pm – 04.00 pm **Biological mechanisms of laser treatment**  
*Nicola Zerbinati (Italy)*
- 04.00 pm – 04.15 pm **UV lasers and light sources**  
*Steven P. Nisticò (Italy)*
- 04.15 pm – 04.30 pm **Photodynamic therapy treatment option in wound healing**  
*Marcello Monti (Italy)*
- 04.30 pm – 04.45 pm **Biophotonic treatment: when and how?**  
*Marco Romanelli (Italy)*
- 04.45 pm – 05.00 pm **Use of lasers on scarring**  
*Matteo Tretti Clementoni (Italy)*

- 05.00 pm – 05.15 pm **CO2 laser in chronic skin ulcer treatment: clinical study and outstanding case reports**  
*Carlo Mirabella (Italy)*
- 05.15 pm – 05.30 pm **Using CO2 laser for the treatment of diabetic foot ulcers: antimicrobial effect and preliminary results on wounds with exposed bone**  
★ *RISING STAR: Stefania Zannoni (Italy)*
- 05.30 pm – 05.45 pm **Discussion**

**HALL GIOTTO****08.00 am – 08.45 am FOCUS****ROLE AND INDICATION OF HYPERBARIC OXYGEN THERAPY IN THE MANAGEMENT OF NON-HEALING WOUNDS***Daniel Mathieu (France)***09.00 am – 11.00 am SYMPOSIUM****EXTRACELLULAR MATRICES: TREATMENT STRATEGIES***Chair: Gerit Mulder (USA)**Co-Chairs: Magnus Ågren (Denmark), Thomas E. Serena (USA)*

- 09.00 am – 09.20 am **Extracellular matrices: are they worth the cost? A global review of cost and outcomes data**  
*Gerit Mulder (USA)*
- 09.20 am – 09.40 am **Extracellular matrix remodeling and signaling in normal and chronic wound healing**  
*Magnus Ågren (Denmark)*
- 09.40 am – 10.00 am **A formula for determining the value of cellular and tissue based products for wound care**  
*Thomas E. Serena (USA)*
- 10.00 am – 10.20 am **Use of collagen-based acellular matrix in reconstruction of post oncological wounds**  
*Cristina Magnoni (Italy)*
- 10.20 am – 10.40 am **Clinical use of human derived dermal matrices in regenerative medicine**  
*Michele Fimiani (Italy)*
- 10.40 am – 11.00 am **Matriderm versus integra as a dermal substitute for synchronous autologous skin grafting in necrotising fasciitis – a case study**  
★ *RISING STAR: Penny Louise Hever (UK)*

**12.15 pm – 01.15 pm SPONSORED SYMPOSIUM BY APR - Applied Pharma Research****REVISITING WOUND CLEANSING: MODULATION OF WOUND MICROENVIRONMENT**

(box lunch provided inside the hall)

*Chair: Elia Ricci (Italy)*

- 12.15 pm – 12.18 pm **Introduction and objectives**  
*Elia Ricci (Italy)*
- 12.18 pm – 12.36 pm **Wound healing complexity simplified**  
*Jacqui Fletcher (UK)*
- 12.36 pm – 12.54 pm **Active wound cleansing and wound microenvironment modulation**  
*Sebastian Probst (Switzerland)*
- 12.54 pm – 01.12 pm **Shed light on active wound cleansing**  
*Thomas E. Serena (USA)*
- 01.12 pm – 01.15 pm **Conclusions**  
*Elia Ricci (Italy)*

**02.00 pm – 03.30 pm WORKSHOP****TELEVULNOLOGY***Co-Chairs: Sergio Pillon (Italy), Luc Téot (France)*

- 02.00 pm – 02.05 pm **Introduction**  
*Sergio Pillon (Italy), Luc Téot (France)*
- 02.05 pm – 02.25 pm **Telemedicine or just the best wound care available? Our seven years experience**  
*Sergio Pillon (Italy)*
- 02.25 pm – 02.45 pm **The DOMOPLAIES telemedecine in wound healing project: a French experience**  
*Luc Téot (France)*
- 02.45 pm – 03.05 pm **The United States experience with telemedicine for wound management**  
*Mark S. Granick (USA)*
- 03.05 pm – 03.25 pm **Contribution of Google Glass to the treatment of chronic wounds**  
*Jean-Paul Lembelembe (France)*
- 03.25 pm – 03.30 pm **Discussion**

**03.45 pm – 05.45 pm SYMPOSIUM****NUTRITION IN WOUND HEALING: SPECIAL FOCUS ON PRESSURE ULCERS***Chair: Jos M.G.A. Schols (The Netherlands)**Co-Chairs: Emanuele Cereda (Italy), Lubos Sobotka (Czech Republic)*

- 03.45 pm – 04.05 pm **The story of wounds and nutrition, with a special focus on integrated nutritional care for patients with pressure ulcers**  
*Jos M.G.A. Schols (The Netherlands)*
- 04.05 pm – 04.25 pm **Nutrition, inflammation and the pathophysiology of pressure ulcers**  
*Lubos Sobotka (Czech Republic)*
- 04.25 pm – 04.45 pm **Pressure ulcers and malnutrition over the years in Dutch nursing homes; data of the LPZ-International study**  
*Ruud J.G. Halfens (The Netherlands)*
- 04.45 pm – 05.05 pm **The role of nutrition for pressure ulcer management. How does the clinician implement the NPUAP, EPUAP and PPIA nutrition guidelines?**  
*Mary Ellen Posthauer (USA)*
- 05.05 pm – 05.25 pm **Improving the healing of pressure ulcers through a high-quality and cost-effective nutritional support: The Oligoelement Sore Trial (OEST)**  
*Emanuele Cereda (Italy)*
- 05.25 pm – 05.45 pm **The effect of an arginine enriched ONS on other chronic wounds; results of a case series**  
★ *RISING STAR: Jacques Neyens (The Netherlands)*

**HALL DONATELLO****08.00 am – 08.45 am FOCUS****FRACTIONAL EPIDERMAL SKIN GRAFTING***Agata Janowska (Italy)***09.00 am – 01.00 pm COURSE - ITALIAN/EUROPEAN CME****WOUND HEALING IN THE LAB****(SEE PAGE 93)****01.15 pm – 02.00 pm SYMPOSIUM SPONSORED BY 3M HEALTHCARE****3M****IMPROVING PATIENT CARE: NEWEST RECOMMENDATIONS IN LEG ULCERS AND INCONTINENCE ASSOCIATED DERMATITIS***(box lunch provided inside the hall)**Chair: Hugo Partsch (Austria)*

- 01.15 pm – 01.20 pm **Introduction**  
*Hugo Partsch (Austria)*
- 01.20 pm – 01.35 pm **How to simplify venous leg ulcer management?**  
*Giovanni Mosti (Italy)*
- 01.35 pm – 01.50 pm **Best practice recommendations in preventing and treating IAD**  
*Dimitri Beeckman (Belgium)*
- 01.50 pm – 02.00 pm **Q&A**

**02.00 pm – 03.30 pm WORKSHOP****THE ROLE OF THE PODIATRIST IN WOUND MANAGEMENT***Co-Chairs: Ivan Bristow (UK), Guglielmo Carlo Pranteda (Italy)*

- 02.00 pm – 02.05 pm **Introduction**  
*Ivan Bristow (UK), Guglielmo Carlo Pranteda (Italy)*
- 02.05 pm – 02.25 pm **Melanoma and the foot**  
*Ivan Bristow (UK)*
- 02.25 pm – 02.45 pm **The role of a foot and ankle surgeon in the US when treating patients at risk for limb loss**  
*Vickie R. Driver (USA)*
- 02.45 pm – 03.05 pm **Providing advanced lower extremity wound management**  
*Gerit Mulder (USA)*
- 03.05 pm – 03.25 pm **Foot ulcers are easy diagnostic pitfalls: dermatologic approach for a correct differential diagnosis**  
*Guglielmo Pranteda (Italy)*
- 03.25 pm – 03.30 pm **Discussion**

**03.45 pm – 05.45 pm SYMPOSIUM****NEGATIVE PRESSURE WOUND THERAPY: CLASSIC AND EMERGING***Chair: Elia Ricci (Italy)**Co-Chairs: Jagdeep Nanchahal (UK), Luc Téot (France)*

- 03.45 pm – 04.00 pm **General overview**  
*Elia Ricci (Italy)*
- 04.00 pm – 04.15 pm **25 years of NPWT – Evidence and emerging indications**  
*Christian Willy (Germany)*
- 04.15 pm – 04.30 pm **Review of mechanism of action and parameters of use**  
*Jagdeep Nanchahal (UK)*
- 04.30 pm – 04.45 pm **Negative pressure wound therapy with instillation**  
*Luc Téot (France)*
- 04.45 pm – 05.00 pm **Negative pressure wound therapy and diabetic foot ulcers: the diabetologist's point of view**  
*Marie Muller (France)*



- 05.00 pm – 05.15 pm **Common misconceptions about NPWT**  
*Nick Kairinos (South Africa)*
- 05.15 pm – 05.30 pm **Vacuum assisted primary intention healing process: a possible solution for surgical wounds at risk of healing impairment**  
★ *RISING STAR: Silvio Abatangelo (Italy)*
- 05.30 pm – 05.45 pm **Discussion**

### HALL MASACCIO

#### 07.30 am – 09.00 am **WUWHS General Assembly I**

#### 09.00 am – 01.00 pm **COURSE - ITALIAN/EUROPEAN CME**

#### **COMPRESSION THERAPY FOR LEG ULCERS - BASIC SESSION** (principles and practical session) (SEE PAGE 94)

#### 01.15 pm – 02.00 pm **SPONSORED SYMPOSIUM BY SOFAR** **PAIN AND INFECTION. EFFECTIVE MANAGEMENT IS AVAILABLE**



*Chairs: Antonino Grasso, Francesco Stagno d'Alcontres (Italy)*

(box lunch provided inside the hall)

- 01.15 pm – 01.25 pm **Management of infected wounds in daily clinical practice**  
*Orazio D'Antoni (Italy)*
- 01.25 pm – 01.35 pm **Caring for chronic wounds**  
*Luca Spazzapan (Italy)*
- 01.35 pm – 01.45 pm **How to control, reduce, eliminate wound pain**  
*Martina Pangos (Italy)*
- 01.45 pm – 02.00 pm **Q&A, closing**

#### 02.00 pm – 06.00 pm **COURSE - ITALIAN/EUROPEAN CME**

#### **WOUND PATHOLOGY** (SEE PAGE 94)

### HALL RAFFAELLO

#### 08.00 am – 11.00 am **ORAL COMMUNICATIONS - Session 2B** (SEE PAGE 103)

#### 12.15 pm – 01.45 pm **SPONSORED SYMPOSIUM BY DEKA M.E.L.A.** **LASER-ASSISTED WOUND TREATMENT**



*Chair: Nicola Zerbinati (Italy)*

(box lunch provided inside the hall)

- 12.15 pm – 12.20 pm **Introduction**  
*Nicola Zerbinati (Italy)*
- 12.20 pm – 12.30 pm **Physical principles of laser systems. Interaction with biological tissues in laser-assisted wound treatment**  
*Leonardo Masotti (Italy)*

- 12.30 pm – 12.45 pm **CO2 laser treatments and techniques on non-healing wounds**  
*Carlo Mirabella (Italy)*

- 12.45 pm – 01.00 pm **CO2 laser treatments of diabetic foot ulcers, a new ally against amputation**  
*Matteo Monami (Italy)*

- 01.00 pm – 01.10 pm **CO2 laser application in wound healing: clinical outcomes of laser-assisted wound treatment**  
*Marco Romanelli (Italy)*

- 01.10 pm – 01.20 pm **CO2 laser stimulation for tissue regeneration**  
*Damiano Fortuna (Italy)*

- 01.20 pm – 01.40 pm **Growth factors and heat shock protein expression under CO2 laser irradiation**  
*Gaston Galimberti (Argentina), Nicola Zerbinati (Italy)*

- 01.40 pm – 01.45 pm **Final discussion**  
*Nicola Zerbinati (Italy)*

#### 02.00 pm – 06.00 pm **ORAL COMMUNICATIONS - Session 2C** (SEE PAGE 105)

**Wednesday, Sept 28<sup>th</sup>**

**HALL RENAISSANCE**

**08.00 am – 11.00 am ORAL COMMUNICATIONS - Session 3A (SEE PAGE 107)**

**11.15 am – 12.00 pm KEYNOTE LECTURE**

**THE FUTURE OF CELL TRANSPLANTATION**

*Camillo Ricordi (USA)*

**03.45 pm – 05.45 pm WUWHS 2016 POSITION AND CONSENSUS DOCUMENTS SESSION**

03.45 pm – 03.55 pm **Introduction and overview**  
*Marco Romanelli (Italy)*

**Consensus documents**

03.55 pm – 04.15 pm **The role of dressings in pressure ulcer prevention**  
*Nick Santamaria (Australia), Keith Harding (UK)* Supported by Molnlycke Healthcare

04.15 pm – 04.35 pm **The role of NPWT in closed surgical incision management**  
*Michael Sugrue (Ireland)* Supported by Smith & Nephew

**Position documents**

04.35 pm – 04.50 pm **Biofilm management**  
*Thomas Bjarnsholt (Denmark)* Supported by BBraun

04.50 pm – 05.05 pm **Local wound management of diabetic foot ulcers**  
*Paul Chadwick (UK)* Supported by Acelity

05.05 pm – 05.20 pm **Hidradenitis suppurativa**  
*Valentina Dini (Italy)*

05.20 pm – 05.35 pm **Triangle of Wound Assessment**  
*José Luis Lázaro-Martínez (Spain)* Supported by Coloplast

**Clinical reports**

05.35 pm – 05.45 pm **Hard-to-heal wounds**  
*Randall D. Wolcott (USA)* Supported by ConvaTec

**HALL MICHELANGELO**

**09.00 am – 11.00 am SYMPOSIUM**

**DIABETIC FOOT HEALING AND PREVENTION: A MARRIAGE OF TEAM, TECHNOLOGY AND TENACITY**

*Chair: David G. Armstrong (USA)*

*Co-Chairs: Luca Dalla Paola (Italy), Joseph L. Mills (USA)*

09.00 am – 09.20 am **Diabetic foot: the global state of play in 2016**  
*David G. Armstrong (USA)*

09.20 am – 09.40 am **Team building and good policies for diabetic foot care: the experience of Tuscany**  
*Alberto Piaggese (Italy)*

09.40 am – 10.00 am **Trust me, teamwork works, worldwide**  
*Joseph L. Mills (USA)*

10.00 am – 10.20 am **A worldwide web for a worldwide emergency: the IWGDF network**  
*Kristien Van Acker (Belgium)*

10.20 am – 10.40 am **The increasing role of surgery in the management of diabetic foot**  
*Luca Dalla Paola (Italy)*

10.40 am – 11.00 am **Modulation of plantar pressure and muscle activity during walking using transcutaneous electrical stimulation for antagonist muscle**  
★ *RISING STAR: Maiki Moriguchi (Japan)*

**12.15 pm – 01.45 pm SPONSORED SYMPOSIUM BY SMITH & NEPHEW**



**SURGICAL INCISION MANAGEMENT: REDUCTION OF SURGICAL WOUND COMPLICATIONS WITH SINGLE-USE NPWT (PICO™)**

(box lunch provided inside the hall)

*Chair: Michael Sugrue (Ireland)*

12.15 pm – 12.35 pm **Consensus document launch: closed surgical incision management: understanding the role of NPWT**  
*Michael Sugrue (Ireland)*

12.35 pm – 12.55 pm **Consensus document launch: closed surgical incision management: understanding the role of NPWT**  
*Risal Djohan (USA)*

12.55 pm – 01.15 pm **The prophylactic use of PICO™ high risk (obese) C-section patients. Results of an RCT**  
*Nana Hyldig (Denmark)*

01.15 pm – 01.45 pm **The use of PICO™ for the treatment of surgical dehiscence or infected wounds**  
*Sunitha Nair (USA)*

**02.00 pm – 03.30 pm WORKSHOP**

**ADVANCES ON SKIN TEARS**

*Co-Chairs: Elizabeth A. Ayello (USA), Vera Santos (Brazil)*

02.00 pm – 02.05 pm **Introduction**  
*Elizabeth A. Ayello (USA), Vera Santos (Brazil)*

02.05 pm – 02.25 pm **Prevalence and incidence**  
*Elizabeth A. Ayello (USA)*

02.25 pm – 02.45 pm **Assessment and classification systems**  
*Vera Santos (Brazil)*

02.45 pm – 03.05 pm **Clinical cases**  
*Valentina Vanzi (Italy)*

03.05 pm – 03.25 pm **Prevention and treatment**  
*Jackie Stephen-Haynes (UK)*

03.25 pm – 03.30 pm **Discussion**

**03.45 pm – 05.45 pm SYMPOSIUM**

**STEM CELLS IN WOUND HEALING**

*Chair: Vincent Falanga (USA)*

*Co-Chairs: Ashleigh Boyd (UK), Mariusz Ratajczak (USA)*

03.45 pm – 03.50 pm **Introduction**  
*Vincent Falanga (USA)*

03.50 pm – 04.05 pm **Significance of stem cell therapeutics: dermal fibroblasts phenotype**  
*Vincent Falanga (USA)*

- 04.05 pm – 04.25 pm **Induced pluripotent stem cell derivatives for cell replacement therapy and dermal repair**  
*Ashleigh Boyd (UK)*
- 04.25 pm – 04.45 pm **Novel view of stem cell hierarchy in adult bone marrow: an evidence for a presence of pluripotent stem cells from embryonic development**  
*Mariusz Ratajczak (USA)*
- 04.45 pm – 05.05 pm **Clinical applications of adipose derived stem cells for skin fibrosis**  
*Vincenzo Vindigni (Italy)*
- 05.05 pm – 05.15 pm **Regulatory issues in clinical trials**  
*Polly Carson (USA)*
- 05.15 pm – 05.35 pm **Catecholamine stress effects on MSC**  
*Roslyn Rivkah Isseroff (USA)*
- 05.35 pm – 05.45 pm **Conclusions and discussion**  
*Vincent Falanga (USA)*

## HALL BRUNELLESCHI

### 08.00 am – 08.45 am FOCUS

#### WOUND pH

*Marco Romanelli (Italy)*

### 09.00 am – 11.00 am SYMPOSIUM

#### CHRONICITY AND BIOFILM

*Chair: Gregory Schultz (USA)*

*Co-Chairs: Benjamin A. Lipsky (UK), David Thomas (UK)*

- 09.00 am – 09.20 am **Update on diabetic foot infection guidelines**  
*Benjamin A. Lipsky (UK)*
- 09.20 am – 09.40 am **Battling biofilms: winning the war in wounds**  
*Gregory Schultz (USA)*
- 09.40 am – 10.00 am **Novel, safe therapies for the chronic, multi-drug resistant wound biofilm**  
*David Thomas (UK)*
- 10.00 am – 10.20 am **Practical clinical management of wound biofilm**  
*Randall D. Wolcott (USA)*
- 10.20 am – 10.40 am **Biofilm and nursing practice to improve patient outcomes**  
*Kevin Woo (Canada)*
- 10.40 am – 11.00 am **Biofilms: a dermatological perspective**  
★ *RISING STAR: Simone Garcovich (Italy)*

### 12.15 pm – 01.15 pm SPONSORED SYMPOSIUM BY MOLNLYCKE HEALTHCARE



#### PATIENT-CENTRED PRESSURE INJURY PREVENTION PATHWAY. FROM ADMISSION TO DISCHARGE

(box lunch provided inside the hall)

*Chair: Paulo Alves (Portugal)*

*Speakers: Joyce M. Black (USA), Nick Santamaria (Australia), Norihiko Ohura (Japan), Chenel Trevellini (USA), Tod Brindle (USA) [video link only]*

### 02.00 pm – 03.30 pm WORKSHOP

#### INCONTINENCE ASSOCIATED DERMATITIS

*Co-Chairs: Dimitri Beeckman (Belgium), Diego Mastronicola (Italy)*

- 02.00 pm – 02.05 pm **Introduction**  
*Dimitri Beeckman (Belgium), Diego Mastronicola (Italy)*
- 02.05 pm – 02.25 pm **Etiology, pathogenesis and clinical signs of Incontinence-associated dermatitis**  
*Jan Kottner (Germany)*
- 02.25 pm – 02.45 pm **Complications of MASD and IAD: infections and pressure ulcer development**  
*Diego Mastronicola (Italy)*
- 02.45 pm – 03.05 pm **Differentiating incontinence associated dermatitis from pressure ulcers and intertriginous dermatitis**  
*Barbara Bates-Jensen (USA)*
- 03.05 pm – 03.25 pm **The CONSIDER Project: Results of a Cochrane review about IAD prevention and treatment and the development of a core outcome set for IAD research**  
*Dimitri Beeckman (Belgium)*
- 03.25 pm – 03.30 pm **Discussion**

### 03.45 pm – 05.45 pm SYMPOSIUM

#### PRESSURE ULCERS: ETIOLOGY, RISK ASSESSMENT AND PREVENTION

*Chair: Michael Clark (UK)*

*Co-Chairs: Joyce M. Black (USA), Takehiko Ohura (Japan)*

- 03.45 pm – 04.05 pm **30 years and counting: improving understanding of pressure ulcer epidemiology**  
*Michael Clark (UK)*
- 04.05 pm – 04.25 pm **Prevention of pressure ulcers in ICU and OR**  
*Joyce M. Black (USA)*
- 04.25 pm – 04.45 pm **Repositioning pitfalls**  
*Takehiko Ohura (Japan)*
- 04.45 pm – 05.05 pm **Treatment at early-stage pressure ulcers by using autologous adipose tissue grafts**  
*Paolo Persichetti (Italy)*
- 05.05 pm – 05.25 pm **Evaluation of pressure risk at home: a validation study of a new instrument**  
*Renzo Zanotti (Italy)*
- 05.25 pm – 05.45 pm **Surgical option in pressure ulcer treatment**  
*Jong-Won Rhie (South Korea)*

## HALL BOTTICELLI

### 08.00 am – 08.45 am FOCUS

#### PATCH TESTING IN WOUND HEALING

*Angelo Massimiliano D'Erme (Italy)*



**09.00 am – 11.00 am SYMPOSIUM****INFLAMMATION IN WOUND HEALING***Chair: Sabine Eming (Germany)**Co-Chairs: Giorgia Cardinali (Italy), Sabine Werner (Switzerland)*

- 09.00 am – 09.20 am **Type 2 immunity regulates extracellular matrix architecture**  
*Sabine Eming (Germany)*
- 09.20 am – 09.40 am **Cross-talk in the process of wound healing: the role of lipid mediators and growth factors**  
*Giorgia Cardinali (Italy)*
- 09.40 am – 10.00 am **Parallels between wound healing and cancer**  
*Sabine Werner (Germany)*
- 10.00 am – 10.20 am **New insights in the cytokine microenvironment characterizing the wound healing process**  
*Andrea Chiricozzi (Italy)*
- 10.20 am – 10.40 am **Keratinocyte subpopulations and epidermal homeostasis: a role for CD271 in wound healing?**  
*Carlo Pincelli (Italy)*
- 10.40 am – 11.00 am **Correlation between wound bed score and biological biomarkers in chronic wounds**  
★ *RISING STAR: Francesca Papadia (Italy)*

**12.15 pm – 01.15 pm SPONSORED SYMPOSIUM BY CONVATEC****20 YEARS OF ADDRESSING UNMET CLINICAL NEEDS IN WOUND CARE: HYDROFIBER® TECHNOLOGY 1996 - 2016***Chair: Cristina Magnoni (Italy)*

(box lunch provided inside the hall)

- 12.15 pm – 12.30 pm **Innovation in Hydrofiber® Technology: past, present and future**  
*Stephen Bishop (UK)*
- 12.30 pm – 12.45 pm **Hydrofiber® Technology: its role in the evolution of clinical practice**  
*Alessandro Greco (Italy)*
- 12.45 pm – 01.00 pm **Perfect partnerships – do dressing technology combinations matter?**  
*Joy Tickle (UK)*
- 01.00 pm – 01.15 pm **'Ask the Experts Panel' discussion**

**02.00 pm – 03.30 pm WORKSHOP****DEEP TISSUE INJURY***Co-Chairs: Hiromi Sanada (Japan), Kevin Woo (Canada)*

- 02.00 pm – 02.05 pm **Introduction**  
*Hiromi Sanada (Japan), Kevin Woo (Canada)*
- 02.05 pm – 02.25 pm **Comprehensive management of deep tissue injury**  
*Hiromi Sanada (Japan)*
- 02.25 pm – 02.45 pm **Deep tissue injury: pathophysiology, assessment and management. Where is the consensus?**  
*Kevin Woo (Canada)*
- 02.45 pm – 03.05 pm **Tissue engineering in the treatment of deep tissue injuries: a new surgical approach**  
*Roberto Cassino (Italy)*
- 03.05 pm – 03.25 pm **The science of prevention of deep tissue injuries and technological developments**  
*Amit Gefen (Israel)*
- 03.25 pm – 03.30 pm **Discussion**

**03.45 pm – 05.45 pm SYMPOSIUM****SENSORS AND SYSTEMS IN WOUND HEALING***Chair: Fabio Di Francesco (Italy)**Co-Chairs: Abdelhamid Errachid (France), Gordon Wallace (Australia)*

- 03.45 pm – 04.05 pm **Disposable sensors for the continuous monitoring of temperature and pH of the wound bed**  
*Fabio Di Francesco (Italy)*
- 04.05 pm – 04.25 pm **Highly sensitive electrochemical BioMEMS for TNF- $\alpha$  detection**  
*Abdelhamid Errachid (France)*
- 04.25 pm – 04.45 pm **Bioprinting: opportunities for wound healing**  
*Gordon Wallace (Australia)*
- 04.45 pm – 05.05 pm **SWAN-iCare: a wearable negative pressure device with integrated sensors for wound monitoring and therapy**  
★ *RISING STAR: Pietro Salvo (Italy)*
- 05.05 pm – 05.25 pm **Changing healthcare processes to benefit from technology**  
*Andrew Ruck (UK)*
- 05.25 pm – 05.45 pm **Discussion**

**HALL CARAVAGGIO****08.00 am – 08.45 am FOCUS****ADIPOSE MESENCHYMAL STEM CELLS IN PEDIATRICS (AMSC)***Flavio Facchini (Italy)***09.00 am – 11.00 am SYMPOSIUM****PENDING QUESTIONS IN VENOUS ULCERS MANAGEMENT***Chair: Giorgio Guarnera (Italy)**Co-Chairs: Olle Nelzén (Sweden), Paolo Zamboni (Italy)*

- 09.00 am – 09.20 am **What is the real prevalence of venous ulcers?**  
*Olle Nelzén (Sweden)*
- 09.20 am – 09.40 am **Is there a genetic predisposition to venous ulcers?**  
*Paolo Zamboni (Italy)*
- 09.40 am – 10.00 am **Venous ulcers, cytokines and MMPs: is there news?**  
*Ferdinando Mannello (Italy)*
- 10.00 am – 10.20 am **Contraindications, risk factors, adverse events in venous leg ulcer compression therapy – review of clinical practice guidelines**  
*Anneke Andriessen (The Netherlands)*
- 10.20 am – 10.40 am **What is the role of pharmacological therapy in venous ulcers healing?**  
*Giorgio Guarnera (Italy)*
- 10.40 am – 11.00 am **The influence of LL-37 and 25-hydroxyvitamin D serum levels on venous ulcer healing**  
★ *RISING STAR: Alicja Krejner (Poland)*

**01.30 pm – 03.00 pm BID 2020 Session**

**03.45 pm – 05.45 pm SYMPOSIUM****MICROCIRCULATORY AND HEMORHEOLOGICAL MECHANISMS IN THE PATHOGENESIS OF THE LEG ULCERS***Chair: Marco Rossi (Italy)**Co-Chairs: Akos Koller (Hungary), Angela Shore (UK)*

- 03.45 pm – 04.05 pm **Role of arachidonic acid metabolites in the initiation and healing of ulcers**  
*Akos Koller (Hungary)*
- 04.05 pm – 04.25 pm **Role of endothelial dysfunction**  
*Angela Shore (UK)*
- 04.25 pm – 04.45 pm **Hemorheological aspects**  
*Gregorio Caimi (Italy)*
- 04.45 pm – 05.05 pm **Role of metalloproteinases and inflammatory mechanisms**  
*Beat Imhof (Switzerland)*
- 05.05 pm – 05.25 pm **Vasoconstriction axon reflex and vasomotion**  
*Marco Rossi (Italy)*
- 05.25 pm – 05.45 pm **Pharmacotherapy and compression-induced leg microcirculatory changes**  
*Zsolt Pecsvaradi (Hungary)*

**HALL LEONARDO****08.00 am – 08.45 am FOCUS****WOUND BED PREPARATION IN 2016***Marino Ciliberti (Italy)***09.00 am – 11.00 am SYMPOSIUM****WOUND ASSESSMENT: FROM A TO Z***Chair: David J. Margolis (USA)**Co-Chairs: Thomas Eberlein (Switzerland), Marco Romanelli (Italy)*

- 09.00 am – 09.20 am **Prognostic indicators for wound assessment**  
*David J. Margolis (USA)*
- 09.20 am – 09.40 am **Key assessment measuring criteria**  
*Laura K.S. Parnell (USA)*
- 09.40 am – 10.00 am **Wound assessment and new technologies**  
*Anne Dompmartin (France)*
- 10.00 am – 10.20 am **2D-3D wound bed assessment**  
*Marco Romanelli (Italy)*
- 10.20 am – 10.40 am **Use of ultrasound in wound assessment**  
*Francesco Lacarrubba (Italy)*
- 10.40 am – 11.00 am **Wound diagnostics: relevance of pH and temperature**  
*Thomas Eberlein (Germany)*

**02.00 pm – 03.30 pm WORKSHOP****FLAPS AND GRAFTS***Co-Chairs: Joon Pio Hong (South Korea), Xavier Santos (Spain)*

- 02.00 pm – 02.05 pm **Introduction**  
*Joon Pio Hong (South Korea), Xavier Santos (Spain)*
- 02.05 pm – 02.25 pm **Using microsurgery and super microsurgery flap technique to reconstruct the diabetic foot**  
*Joon Pio Hong (South Korea)*
- 02.25 pm – 02.45 pm **Reconstructive stairway in diabetic foot ulcers**  
*Xavier Santos (Spain)*
- 02.45 pm – 03.05 pm **The role of intrinsic flaps of the foot for reconstruction of smaller defects of the midfoot, heel and ankle**  
*Christopher Attinger (USA)*
- 03.05 pm – 03.25 pm **Segregating source of contamination: a strategy for chronic wound repair**  
*Ting Xie (China)*
- 03.25 pm – 03.30 pm **Discussion**

**03.45 pm – 05.45 pm SYMPOSIUM****CRITICAL ISSUES ON LYMPHEDEMA***Chair: Christine Moffatt (UK)**Co-Chairs: Anneke Andriessen (The Netherlands), Alberto Macciò (Italy)*

- 03.45 pm – 04.05 pm **LIMPRINT: an international epidemiology study to define the prevalence and impact of chronic oedema**  
*Christine Moffatt (UK)*
- 04.05 pm – 04.25 pm **The role of skin management in Lymphedema patients: a review**  
*Anneke Andriessen (The Netherlands)*
- 04.25 pm – 04.45 pm **Chronic skin ulcers and lymphatic aspects**  
*Alberto Macciò (Italy)*
- 04.45 pm – 05.05 pm **Children with Lymphedema**  
*Isabelle Quéré (France)*
- 05.05 pm – 05.25 pm **Managing different types of oedema with velcro wrap systems**  
*Justine Whitaker (UK)*
- 05.25 pm – 05.45 pm **Discussion**

**HALL GIOTTO****08.00 am – 08.45 am FOCUS****PEDIATRIC AND NEONATAL WOUNDS***Sundeep G. Keswani (USA)*

**09.00 am – 11.00 am SYMPOSIUM****GENOMICS AT THE BED SIDE***Chair: Jeffrey M. Davidson (USA)**Co-Chairs: Lucia Migliore (Italy), Marjana Tomic-Canic (USA)*

- 09.00 am – 09.20 am **Personalized medicine for wound care: tuning the treatment to the individual**  
*Jeffrey M. Davidson (USA)*
- 09.20 am – 09.40 am **Beside genetics: the role of epigenetic mechanisms in the skin lesions**  
*Lucia Migliore (Italy)*
- 09.40 am – 10.00 am **Lesson learned from genomic profiling of chronic wound biopsies**  
*Marjana Tomic-Canic (USA)*
- 10.00 am – 10.20 am **Future diagnostics in genetic: challenges and opportunities**  
*Mehrdad Nadji (USA)*
- 10.20 am – 10.40 am **Cellular mechanism of wound healing by autologous skin grafts**  
*Nadine Hachach-Haram (UK)*
- 10.40 am – 11.00 am **Rac1 expression in different types of chronic wounds**  
★ *RISING STAR: Mina Zarei (USA)*

**12.15 pm – 01.15 pm SPONSORED SYMPOSIUM BY COLOPLAST****LAUNCH OF WUWHS 2016 POSITION DOCUMENT 'ADVANCES IN WOUND CARE: THE TRIANGLE OF WOUND ASSESSMENT'**

(simultaneous translation into Italian with headphones available)

(box lunch provided inside the hall)

*Co-Chairs: Christian Münter (Germany), Marco Romanelli (Italy)*

- 12.15 pm – 12.25 pm **Advances in wound care: the Triangle of Wound Assessment**  
*Marco Romanelli (Italy)*
- 12.25 pm – 12.35 pm **Looking beyond the wound edge with the Triangle of Wound Assessment**  
*Christian Münter (Germany)*
- 12.35 pm – 12.55 pm **Using the Triangle of Wound Assessment in the management of venous leg ulcers and diabetic foot ulcers**  
*Christian Münter (Germany), Caroline Dowsett (UK) (video presentation)*
- 12.55 pm – 01.15 pm **Implementing frameworks and guidelines in daily practice**  
*Lisette Schoonhoven (UK)*

**02.00 pm – 03.30 pm WORKSHOP****ADJUNCTIVE THERAPIES***Co-Chairs: Ardeshir Bayat (UK), Elia Ricci (Italy)*

- 02.00 pm – 02.05 pm **Introduction**  
*Ardeshir Bayat (UK), Elia Ricci (Italy)*
- 02.05 pm – 02.25 pm **Electrical stimulation accelerates cutaneous wound healing**  
*Ardeshir Bayat (UK)*
- 02.25 pm – 02.45 pm **The role of nervous system in wound healing**  
*Elia Ricci (Italy)*
- 02.45 pm – 03.05 pm **Oxygen therapy and continues oxygen therapy in wound healing - "Natrox therapy"**  
*Hanna Kaufman (Israel)*
- 03.05 pm – 03.25 pm **Biophysical agents in wound healing: a single centre experience**  
*Jakub Taradaj (Poland)*
- 03.25 pm – 03.30 pm **Discussion**

**03.45 pm – 05.45 pm SYMPOSIUM****CHALLENGING SCARS AND SCARRING***Chair: Rei Ogawa (Japan)**Co-Chairs: Alessandro Scalise (Italy), Magda Ulrich (The Netherlands)*

- 03.45 pm – 04.05 pm **Scar management guidelines: review of the literature about new and old treatment**  
*Alessandro Scalise (Italy)*
- 04.05 pm – 04.25 pm **The latest in keloid and hypertrophic scar pathophysiology and treatment strategies**  
*Rei Ogawa (Japan)*
- 04.25 pm – 04.45 pm **Fibroblasts grown from hypertrophic scars and keloids show a different immunocytochemical profile**  
*Francesca Prignano (Italy)*
- 04.45 pm – 05.05 pm **The role of eukaryotic initiation factor 6 in cutaneous fibrosis**  
*Jun Wu (China)*
- 05.05 pm – 05.25 pm **Scarless healing: what can we learn from fetal wound healing?**  
*Magda Ulrich (The Netherlands)*
- 05.25 pm – 05.45 pm **Tendons: the Achilles heel of regenerative medicine**  
★ *RISING STAR: Jessica Jackson (Australia)*

**HALL DONATELLO****08.00 am – 08.45 am FOCUS****SURGICAL WOUND MANAGEMENT***Nicola Freda (Italy)***09.00 am – 01.00 pm COURSE - ITALIAN/EUROPEAN CME****HYPERBARIC OXYGEN THERAPY (HBOT) ADVANCED WOUND MANAGEMENT; BIOPHYSICAL AND BIOLOGICAL AGENTS. PHARMACO-ECONOMICS****(SEE PAGE 95)****01.15 pm – 02.00 pm SPONSORED SYMPOSIUM BY PRAXIS PHARMACEUTICAL****POLYHEAL MICRO: THE 1<sup>ST</sup> MICRO TECHNOLOGY THAT ACCELERATES WOUND HEALING**

(box lunch provided inside the hall)

*Chair: Giacomo Clerici (Italy)*

- 01.15 pm – 01.20 pm **Introduction**  
*Giacomo Clerici (Italy)*
- 01.20 pm – 01.35 pm **Negatively charged microspheres: an innovative mode of action**  
*Vladimir Ritter (Israel)*
- 01.35 pm – 01.50 pm **Treatment of hard-to-heal wounds with negatively charged microspheres: PolyHeal**  
*Ralph Peter (Germany)*
- 01.50 pm – 02.00 pm **Q&A, wrap up and conclusions**



**02.00 pm – 03.30 pm WORKSHOP****ALLERGIES: FROM DRESSING TO DRUG***Co-Chairs: Tommaso Bianchi (Italy), José Contreras-Ruiz (Mexico)*

- 02.00 pm – 02.05 pm **Introduction**  
*Tommaso Bianchi (Italy), José Contreras-Ruiz (Mexico)*
- 02.05 pm – 02.25 pm **Allergies from dressings: a review of the literature**  
*Tommaso Bianchi (Italy)*
- 02.25 pm – 02.45 pm **Contact dermatitis to wound care products**  
*José Contreras-Ruiz (Mexico)*
- 02.45 pm – 03.05 pm **Reactions to topical dressings in everyday's practice: what to do**  
*Anne Dompmartin (France)*
- 03.05 pm – 03.25 pm **Allergic skin complications associated to devices in stomas, fistulas and wounds**  
*Paulo Alves (Portugal)*
- 03.25 pm – 03.30 pm **Discussion**

**03.45 pm – 05.45 pm SYMPOSIUM****VASCULAR SURGERY: BASIC AND ADVANCED***Chair: Dieter Mayer (Switzerland)**Co-Chairs: Jacques Clerissi, Mauro Ferrari (Italy)*

- 03.45 pm – 04.05 pm **Vascular diagnostics for dummies - how to fast track exclusion of peripheral arterial disease in the community**  
*Dieter Mayer (Switzerland)*
- 04.05 pm – 04.25 pm **Target distal revascularization in critical limb ischemia (CLI)**  
*Jacques Clerissi (Italy)*
- 04.25 pm – 04.45 pm **Current indications and role for open revascularization**  
*Mauro Ferrari (Italy)*
- 04.45 pm – 05.05 pm **Microvascular reconstruction in ischemic leg**  
*Fulvio Lorenzetti (Italy)*
- 05.05 pm – 05.25 pm **Distal Bypass isn't dead. How to identify and bypass to distal targets to salvage the nearly unsalvageable leg**  
*Joseph L. Mills (USA)*
- 05.25 pm – 05.45 pm **Discussion**

**HALL MASACCIO****09.00 am – 01.00 pm COURSE - ITALIAN/EUROPEAN CME****COMPRESSION THERAPY FOR LEG ULCERS - ADVANCED SESSION (SEE PAGE 95)****01.15 pm – 02.00 pm SPONSORED SYMPOSIUM BY MOLteni THERAPEUTICS****ANTIMICROBIAL PHOTODYNAMIC THERAPY: VULNOFAST®, A USEFUL TOOL FOR WOUND INFECTION MANAGEMENT**

(box lunch provided inside the hall)

*Chair: Giovanni Mosti (Italy)*

- 01.15 pm – 01.20 pm **Introduction remarks**  
*Giovanni Mosti (Italy)*
- 01.20 pm – 01.35 pm **Vulnofast®: from the bench to the bed side of the patients with infected wounds**  
*Gabrio Roncucci (Italy)*
- 01.35 pm – 01.50 pm **Vulnofast® in diabetic foot ulcers: early clinical experience**  
*Matteo Monami (Italy)*
- 01.50 pm – 02.00 pm **Final comments: opportunities in the preparation for skin grafting in vascular or mixed leg ulcers**  
*Giovanni Mosti (Italy)*

**02.00 pm – 06.00 pm COURSE - ITALIAN/EUROPEAN CME****WOUND DRESSINGS: FROM A TO Z (SEE PAGE 96)****HALL RAFFAELLO****08.00 am – 11.00 am ORAL COMMUNICATIONS - Session 3B (SEE PAGE 108)****12.15 pm – 01.45 pm SPONSORED SYMPOSIUM BY KLOX TECHNOLOGIES****THE ROLE OF KLOX BIOPHOTONIC SYSTEM IN WOUND HEALING**

(simultaneous translation into Italian with headphones available)

(box lunch provided inside the hall)

*Chair: Luc Téot (France)*

- 12.15 pm – 12.35 pm **Unmet needs in wound healing**  
*Luc Téot (France)*
- 12.35 pm – 12.50 pm **Wound healing: "very intimate process". The science behind the LumiHeal™**  
*Giovanni Scapagnini (Italy)*
- 12.50 pm – 01.10 pm **EUREKA ITALIA. The Evaluation of real life use of Klox BioPhotonic System in chronic wounds management: a reproducibility study. Interim results**  
*Franco Bassetto (Italy)*
- 01.10 pm – 01.30 pm **Evolution of Photobiomodulation: impact on scarring**  
*Andreas Nikolis (Canada)*
- 01.30 pm – 01.45 pm **Conclusions**  
*Luc Téot (France)*

**02.00 pm – 06.00 pm ORAL COMMUNICATIONS - Session 3C (SEE PAGE 109)**

Thursday, Sept 29<sup>th</sup>

HALL MICHELANGELO

09.30 am – 11.30 am SYMPOSIUM

**DIABETIC FOOT INFECTION: AN EMERGENCY FOR THE 2020s**

Chair: *Alberto Piaggese (Italy)*

Co-Chairs: *Benjamin A. Lipsky (UK), José Luis Lázaro-Martínez (Spain)*

- 09.30 am – 09.50 am **The diagnostic approach to diabetic foot infections**  
*José L. Lázaro-Martínez (Spain)*
- 09.50 am – 10.10 am **Antibiotic resistance and avoiding the post-antibiotic era**  
*Benjamin A. Lipsky (UK)*
- 10.10 am – 10.30 am **Surgical treatment of diabetic foot infections**  
*Dieter Mayer (Switzerland)*
- 10.30 am – 10.50 am **Modulating the biology of the inflected foot ulcer**  
*Jorge Berlanga Acosta (Cuba)*
- 10.50 am – 11.10 am **Economical and social burden of diabetic foot infection in the 2020s**  
*Enrico Tagliaferri (Italy)*
- 11.10 am – 11.30 am **KPC – producing *Klebsiella pneumoniae* infection and colonization is a life-threatening condition in diabetic foot patients**  
★ *RISING STAR: Chiara Goretti (Italy)*

11.45 am – 12.45 pm **WHAT'S NEW?**

- 11.45 am – 12.05 pm **What's new on dressings?**  
*Sylvie Meaume (France)*
- 12.05 pm – 12.25 pm **What's new on devices?**  
*Luc Téot (France)*
- 12.25 pm – 12.45 pm **What's new on tissue engineering?**  
*Sadanori Akita (Japan)*

12.45 pm – 01.30 pm **CLOSING CEREMONY**

- 12.45 pm – 01.00 pm **WUWHS 2016 Congress President overview&summary**  
*Marco Romanelli (Italy)*
- 01.00 pm – 01.30 pm **Greetings and “arrivederci” to WUWHS 2020**

HALL BRUNELLESCHI

09.30 am – 11.30 am SYMPOSIUM

**GLOBAL WOUND HEALING IN 2025: INNOVATIVE EXPENSIVE TREATMENTS FOR A FEW VERSUS LOW COST MEDICATIONS FOR EVERYONE?**

Chair: *Terence Ryan (UK)*

Co-Chairs: *Estela Bilevich (Argentina), Hubert Vuagnat (Switzerland)*

- 09.30 am – 09.50 am **Washing and moisturizers: why they will be top of the list?**  
*Terence Ryan (UK)*
- 09.50 am – 10.10 am **Wound healing projects in Latin America**  
**. Our challenge for the next 10 years**  
*Estela Bilevich (Argentina)*
- 10.10 am – 10.30 am **Bringing adapted modern wound care methods through teaching and a new wound care kit for NGO's**  
*Hubert Vuagnat (Switzerland)*
- 10.30 am – 10.50 am **Wounds in Latin America: an actual overview**  
*Mara Blanck, Debora Sanchez (Brazil)*
- 10.50 am – 11.10 am **Wrap therapy: using kitchen products as dressing materials for wounds**  
*Shunichi Toriyabe (Japan)*
- 11.10 am – 11.30 am **Nutraceuticals for wound care management: state of the art and novel perspectives**  
*Giovanni Scapagnini (Italy)*

HALL BOTTICELLI

09.30 am – 11.30 am SYMPOSIUM

**QUALITY OF LIFE AND DISABILITY IN WOUND HEALING**

Chair: *Patricia Price (UK)*

Co-Chairs: *Paulo Alves (Portugal), Trudie Young (UK)*

- 09.30 am – 09.50 am **Quality of life and disability in wound care 2016: where are we now?**  
*Patricia Price (UK)*
- 09.50 am – 10.10 am **New approaches in the prevention of PU and care of the aesthetic implications in quality of life**  
*Paulo Alves (Portugal)*
- 10.10 am – 10.30 am **Impact of pressure ulcers on quality of life**  
*Trudie Young (UK)*
- 10.30 am – 10.50 am **The impact of Lymphoedema on Health Related Quality of Life (HRQoL)**  
*Christine Moffatt (UK)*
- 10.50 am – 11.10 am **Palliative management of malignant fungating wounds**  
*Oscar M. Alvarez (USA)*
- 11.10 am – 11.30 am **Observational study of patient's perceived quality of manual lymph drainage in chronic lower leg's ulcers**  
★ *RISING STAR: Davide Moccia (Italy)*

## HALL CARAVAGGIO

08.30 am – 09.15 am **FOCUS****SKIN MICROCLIMATE***Michael Clark (UK)*09.30 am – 11.00 am **WORKSHOP****SKIN WOUND HEALING: LESSONS LEARNED FROM OTHER ORGANS***Co-Chairs: Alexis Desmoulière (France), Boris Hinz (Canada)*09.30 am – 09.35 am **Introduction***Alexis Desmoulière (France), Boris Hinz (Canada)*09.35 am – 09.55 am **Could the study of central nervous system repair mechanisms provide pointers for skin healing?***Alexis Desmoulière (France)*09.55 am – 10.15 am **Chronic interactions between macrophages and fibroblasts - lung lessons***Boris Hinz (Canada)*10.15 am – 10.35 am **Inflammation and regeneration: lessons learned from the heart***Kenneth Liechty (USA)*10.35 am – 10.55 am **Vascular normalization at the intersection of inflammation and wound healing***Brian Eliceiri (USA)*10.55 am – 11.00 am **Discussion**

## HALL LEONARDO

08.30 am – 09.15 am **FOCUS****EPIDEMIOLOGY AND PRESSURE ULCERS IN FRANCE***Brigitte Barrois (France)*09.30 am – 11.00 am **WORKSHOP****PAIN AND CHRONIC WOUNDS***Co-Chairs: Michelle Briggs (UK), Corinne Ward (Malta)*09.30 am – 09.35 am **Introduction***Michelle Briggs (UK), Corinne Ward (Malta)*09.35 am – 09.55 am **Risk factors for chronic pain in wounds***Michelle Briggs (UK)*09.55 am – 10.15 am **Setting up a tissue viability nurse led service***Corinne Ward (Malta)*10.15 am – 10.35 am **Do dressings and other treatments contribute to wound pain?***Jacqui Fletcher (UK)*10.35 am – 10.55 am **Pain management for chronic wounds***Rina Bizzini (Italy)*10.55 am – 11.00 am **Discussion**

## HALL GIOTTO

08.30 am – 09.15 am **FOCUS****SUPPORTIVE ROLE OF NPWT IN RECONSTRUCTION***Joon Pio Hong (South Korea)*09.30 am – 11.00 am **WORKSHOP****SPINAL CORD INJURY AND CUTANEOUS LESIONS***Co-Chairs: Luca Negosanti (Italy), Rossella Sgarzani (Italy)*09.30 am – 09.35 am **Introduction***Luca Negosanti (Italy), Rossella Sgarzani (Italy)*09.35 am – 09.55 am **The spinal cord injured patient***Jacopo Bonavita (Italy)*09.55 am – 10.15 am **Clinical management in spinal cord injured patients affected by cutaneous lesions***Rossella Sgarzani (Italy)*10.15 am – 10.35 am **Nursing in spinal cord injured patients affected by cutaneous lesions***Luca Spallone (Italy)*10.35 am – 10.55 am **The role of antibiotic therapy in the management of cutaneous lesions in patients with spinal cord injuries***Sara Tedeschi (Italy)*10.55 am – 11.00 am **Discussion**

## HALL DONATELLO

08.30 am – 09.30 am **SPONSORED SYMPOSIUM BY SMITH & NEPHEW****WOUND BIOFILM CONSENSUS: RECOMMENDATION FROM AN EXPERT PANEL***Chair: Gregory Schultz (USA)*08.30 am – 08.50 am **Why do biofilms in wounds cause issues for Clinicians and why is there a need to provide consensus in this***Gregory Schultz (USA)*08.50 am – 09.10 am **Understanding the differences in behaviour and antimicrobial tolerance between planktonic and biofilm bacteria***Thomas Bjarnsholt (Denmark)*09.10 am – 09.30 am **Putting the science into practice. What are the differences in treatment strategies between dealing with biofilm and acute infections - recommendations for a paradigm shift in chronic wound care***Randall D. Wolcott (USA)*09.30 am – 11.00 am **WORKSHOP****PERISTOMAL CARE***Co-Chairs: Stefano Gasperini (Italy), Rosine van den Bulk (Belgium)*09.30 am – 09.35 am **Introduction***Stefano Gasperini (Italy), Rosine van den Bulk (Belgium)*09.35 am – 09.50 am **Implications for practice from the WCET International Ostomy Guideline***Elizabeth A. Ayello (USA)*



- 09.50 am – 10.05 am **Management of abdominal wounds and peristomal skin disorders**  
*Rosine van den Bulk (Belgium)*
- 10.05 am – 10.20 am **SACS 2.0: a review of the original SACS scale and a proposal of a new classification**  
*Mario Antonini (Italy)*
- 10.20 am – 10.35 am **Importance of using risk assessment scales in ostomy patients**  
*Lupita Lobo (Mexico)*
- 10.35 am – 10.50 am **Are you sure to have a treatment for peristomal ulcers?**  
*Stefano Gasperini (Italy)*
- 10.50 am – 11.00 am **Discussion**

### HALL MASACCIO

#### 08.30 am – 09.30 am SPONSORED SYMPOSIUM BY MOLNLYCKE HEALTHCARE NEW RESEARCH AND SOLUTIONS TO POST-OPERATIVE WOUND CARE CHALLENGES



*Chair: Karen Ousey (UK)*

*Speakers: Philippe Van Overschelde (Belgium), Kourosh Zarghooni (Germany)*

#### 09.30 am – 11.00 am WORKSHOP NOVEL METHODS TO STUDY WOUND HEALING MECHANISMS

*Co-Chairs: Stephen C. Davis (USA), Paul Martin (UK)*

- 09.30 am – 09.35 am **Introduction**  
*Stephen C. Davis (USA), Paul Martin (UK)*
- 09.35 am – 09.55 am **Using model organisms to understand wound repair mechanisms**  
*Paul Martin (UK)*
- 09.55 am – 10.15 am **Mouse models to study regeneration and scarless healing in fetal skin**  
*Traci Wilgus (USA)*
- 10.15 am – 10.35 am **Spontaneous large animal models for wound repair and regeneration: is my small animal patient your large animal model?**  
*Susan W. Volk (USA)*
- 10.35 am – 10.55 am **Advantages and disadvantages from using pigs as wound healing model?**  
*Stephen C. Davis (USA)*
- 10.55 am – 11.00 am **Discussion**

### HALL RAFFAELLO

#### 08.30 am – 09.30 am WUWHS General Assembly II

#### 09.30 am – 11.30 am SYMPOSIUM

#### SIRTES RESIDENTS SYMPOSIUM

*Co-Chairs: Valentina Dini, Marco Romanelli (Italy)*

*in collaboration with*



- 09.30 am – 09.40 am **Introduction**  
*Valentina Dini, Marco Romanelli (Italy)*
- 09.40 am – 09.55 am **Treatment of a self-induced breast wound with epidermal fractional skin grafting and negative pressure**  
*Donatella Mariniello (Italy)*
- 09.55 am – 10.10 am **A 6-year multicenter surveillance of cultured epidermal autograft for treatment of severe burns in Japan**  
*Hajime Matsumura (Japan)*
- 10.10 am – 10.25 am **Advanced management in wound preparation in patients with Fournier gangrene**  
*Yanela Peralta Navas (Panama)*
- 10.25 am – 10.40 am **Metabolic profiling of chronic venous ulcer wound fluid for discovering prognostic biomarkers in venous ulceration**  
*Konstantina Spagou (UK)*
- 10.40 am – 10.55 am **From chronification, fibrosis, to calcification, should be one of the pathways into unhealed wound**  
*Xiaofang Sun (China)*
- 10.55 am – 11.10 am **Introduction of hair neopapillae into tissue-engineered skin**  
*Lenie J. van den Broek (The Netherlands)*
- 11.10 am – 11.30 am **Conclusions and Award**



Session 6

# CME/ECM SESSIONS SCIENTIFIC PROGRAM

CME Accreditation - European CME

Italian CME – ECM  
(Educazione Continua in Medicina)



## CME Accreditation - European CME

Here below the sessions that have been accredited by EACCME (European Accreditation Council for Continuing Medical Education).

### CO - Wound assessment

Monday, Sept 26<sup>th</sup> 09.00 am - 01.00 pm – Donatello Hall

### CO - HBOT (Hyperbaric Oxygen Therapy) basis in wound care

Monday, Sept 26<sup>th</sup> 09.00 am - 01.00 pm – Masaccio Hall

### CO - Debridement

Monday, Sept 26<sup>th</sup> 02.00 pm - 06.00 pm – Masaccio Hall

### EPUAP European Pressure Ulcer Advisory Panel Annual Meeting 2016

Monday, Sept 26<sup>th</sup> 02.00 pm - 06.00 pm – Michelangelo Hall

### CO - Wound healing in the lab

Tuesday, Sept 27<sup>th</sup> 09.00 am - 01.00 pm – Donatello Hall

### CO - Compression therapy for leg ulcers - Basic session (principles and practical session)

Tuesday, Sept 27<sup>th</sup> 09.00 am - 01.00 pm – Masaccio Hall

### CO - Wound pathology

Tuesday, Sept 27<sup>th</sup> 02.00 pm - 06.00 pm – Masaccio Hall

### ETRS European Tissue Repair Society Special Session

Tuesday, Sept 27<sup>th</sup> 02.00 pm - 06.00 pm – Michelangelo Hall

### CO - Hyperbaric Oxygen Therapy (HBOT) advanced wound management; biophysical and biological agents. Pharmaco-economics

Wednesday, Sept 28<sup>th</sup> 09.00 am - 01.00 pm - Donatello Hall

### CO - Compression therapy for leg ulcers - Advanced session

Wednesday, Sept 28<sup>th</sup> 09.00 am - 01.00 pm - Masaccio Hall

### CO - Wound dressings: from A to Z

Wednesday, Sept 28<sup>th</sup> 02.00 pm - 06.00 pm – Masaccio Hall

Each session/course is designated for a maximum of up to 3 hours of European external CME credits. Each medical specialist should claim only those hours of credit that he/she actually spent in the educational activity.

The EACCME credit system is based on 1 ECMEC per hour with a maximum of 3 ECMECs for half a day and 6 ECMECs for a full-day event.

### How to get your CME credits

In order to claim for your CME credits, it is mandatory to meet the following requirements:

- be in possession of a Medical Degree, Specialist or equivalent title;
- attend the LEE for minimum one hour (pls see above note): please make sure the Wuwhs Staff reads the bar code on your personal badge, any time you enter/exit the specific LEE room;
- fill in the Learning Test (min 75% correct answers) and the Feedback and Evaluation Form on the web site (please see below technical note).

### Learning and evaluation test: relevant technical notes

- The Learning Test and the Evaluation Test will be available at: <http://registration.congressiefiere.com/cmsweb/Login.asp?IDcommessa=C001/16&Lang=EN> **within 3 calendar days following the Event you attended.** (no access will be available later than 3 days following the Event);
- Log-in to your Personal Area (username + password given by the CCI Congress Secretariat);
- CAREFULLY complete your personal data. Please pay attention to clearly indicate: PROFESSION, DISCIPLINE, (Registration Nr. to Regulatory Authority if any), E-MAIL ADDRESS. **Should even one of above information be unavailable, it will not be possible to get CME credits.**
- Fill in the Learning Test (min. 75% correct answer to pass it), and the Evaluation Test.

Here below the sessions that have been accredited by the Italian Ministry of Health and Agenas (Agenzia Nazionale per il Servizi Sanitari Regionali).

All ECM activities are accredited by the ECM Italian Provider Centro Congressi Internazionale srl – Turin, Italy (National Provider ID 3926), also Organizing Segretariat of 5<sup>th</sup> Congress of WUWHS.

*NB: Some of the technical information in this "Italian CME-ECM" Session, such as "Obiettivo Formativo" and "Professioni/Discipline accreditate" are in Italian, as they are relevant only to the Italian Health Professionals, and there are no corresponding terms in the international medical regulatory framework.*

### CO - Wound assessment

Monday, Sept 26<sup>th</sup> 09.00 am - 01.00 pm – Donatello Hall

Italian ECM credits: 3

ECM Event ID: 3926-164195

### Obiettivo Formativo Nazionale:

contenuti tecnico-professionali (conoscenze e competenze) specifici di ciascuna professione, di ciascuna specializzazione e di ciascuna attività ultraspecialistica. Malattie rare

### Professioni/Discipline accreditate:

farmacista (farmacia ospedaliera; farmacia territoriale) podologo - medico chirurgo (angiologia; dermatologia e venerologia; ematologia; endocrinologia; geriatria; malattie metaboliche e diabetologia; malattie infettive; medicina e chirurgia di accettazione e di urgenza; medicina fisica e riabilitazione; medicina interna; chirurgia generale; chirurgia plastica e ricostruttiva; chirurgia vascolare; ortopedia e traumatologia; medicina trasfusionale; medicina generale (medici di famiglia); continuità assistenziale; direzione medica di presidio ospedaliero; organizzazione dei servizi sanitari di base) - assistente sanitario - infermiere - infermiere pediatrico - tecnico ortopedico - fisioterapista

### CO - HBOT (Hyperbaric Oxygen Therapy) basis in wound care

Monday, Sept 26<sup>th</sup> 09.00 am - 01.00 pm – Masaccio Hall

Italian ECM credits: 3

ECM Event ID: 3926-164184

### Obiettivo Formativo Nazionale:

applicazione nella pratica quotidiana dei principi e delle procedure dell'evidence based practice (ebm - ebn - ebp)

### Professioni/Discipline accreditate:

farmacista (farmacia ospedaliera; farmacia territoriale) - podologo - medico chirurgo (angiologia; dermatologia e venerologia; ematologia; endocrinologia; geriatria; malattie metaboliche e diabetologia; malattie infettive; medicina e chirurgia di accettazione e di urgenza; medicina fisica e riabilitazione; medicina interna; pediatria; chirurgia generale; chirurgia plastica e ricostruttiva; chirurgia vascolare; ortopedia e traumatologia; anestesia e rianimazione; medicina trasfusionale; medicina generale (medici di famiglia); continuità assistenziale; direzione medica di presidio ospedaliero; organizzazione dei servizi sanitari di base;) - assistente sanitario - infermiere - infermiere pediatrico - tecnico ortopedico - fisioterapista

## Italian CME – ECM (Educazione Continua in Medicina)

### CO - Debridement

Monday, Sept 26<sup>th</sup> 02.00 pm - 06.00 pm – Masaccio Hall

Italian ECM credits: 3

ECM Event ID: 3926-164174

### Obiettivo Formativo Nazionale:

contenuti tecnico-professionali (conoscenze e competenze) specifici di ciascuna professione, di ciascuna specializzazione e di ciascuna attività ultraspecialistica. Malattie rare

### Professioni/Discipline accreditate:

farmacista (farmacia ospedaliera; farmacia territoriale) podologo - medico chirurgo (angiologia; dermatologia e venerologia; ematologia; endocrinologia; geriatria; malattie metaboliche e diabetologia; malattie infettive; medicina e chirurgia di accettazione e di urgenza; medicina fisica e riabilitazione; medicina interna; chirurgia generale; chirurgia plastica e ricostruttiva; chirurgia vascolare; ortopedia e traumatologia; medicina trasfusionale; medicina generale (medici di famiglia); continuità assistenziale; direzione medica di presidio ospedaliero; organizzazione dei servizi sanitari di base) - assistente sanitario - infermiere - infermiere pediatrico - tecnico ortopedico - fisioterapista

### AISLeC - Associazione Infermieristica per lo Studio delle Lesioni Cutanee/ Nursing Association for the Study of Skin Lesions

#### Annual Meeting 2016

Monday, Sept 26<sup>th</sup> 09.00 am - 12.00 pm – Michelangelo Hall

Italian ECM credits: 2

ECM Event ID: 3926-164220

### Obiettivo Formativo Nazionale:

contenuti tecnico-professionali (conoscenze e competenze) specifici di ciascuna professione, di ciascuna specializzazione e di ciascuna attività ultraspecialistica. Malattie rare

### Professioni/Discipline accreditate:

farmacista (farmacia ospedaliera; farmacia territoriale) podologo - medico chirurgo (dermatologia e venerologia; geriatria; malattie infettive; chirurgia generale; chirurgia plastica e ricostruttiva; chirurgia vascolare) infermiere - fisioterapista

### CO - Wound healing in the lab

Tuesday, Sept 27<sup>th</sup> 09.00 am - 01.00 pm – Donatello Hall

Italian ECM credits: 3

ECM Event ID: 3926-164171

### Obiettivo Formativo Nazionale:

contenuti tecnico-professionali (conoscenze e competenze) specifici di ciascuna professione, di ciascuna specializzazione e di ciascuna attività ultraspecialistica. Malattie rare

### Professioni/Discipline accreditate:

farmacista (farmacia ospedaliera; farmacia territoriale) podologo - medico chirurgo (angiologia; dermatologia e venerologia; ematologia; endocrinologia; geriatria; malattie metaboliche e diabetologia; malattie infettive; medicina fisica e riabilitazione; medicina



## Italian CME – ECM (Educazione Continua in Medicina)

interna; chirurgia generale; chirurgia plastica e ricostruttiva; chirurgia vascolare; ortopedia e traumatologia; medicina trasfusionale; medicina generale (medici di famiglia); continuità assistenziale; direzione medica di presidio ospedaliero; organizzazione dei servizi sanitari di base) – assistente sanitario - infermiere - infermiere pediatrico - tecnico ortopedico - fisioterapista

### CO - Compression therapy for leg ulcers - Basic session (principles and practical session)

Tuesday, Sept 27<sup>th</sup> 09.00 am - 01.00 pm – Masaccio Hall

Italian ECM credits: 3  
ECM Event ID: 3926-164163

#### Obiettivo Formativo Nazionale:

applicazione nella pratica quotidiana dei principi e delle procedure dell'evidence based practice (ebm - ebn - ebp)

#### Professioni/Discipline accreditate:

farmacista (farmacia ospedaliera; farmacia territoriale) – podologo - medico chirurgo (angiologia; dermatologia e venereologia; ematologia; endocrinologia; geriatria; malattie metaboliche e diabetologia; malattie infettive; medicina e chirurgia di accettazione e di urgenza; medicina fisica e riabilitazione; medicina interna; chirurgia generale; chirurgia plastica e ricostruttiva; chirurgia vascolare; ortopedia e traumatologia; medicina trasfusionale; medicina generale (medici di famiglia); continuità assistenziale; direzione medica di presidio ospedaliero; organizzazione dei servizi sanitari di base) - assistente sanitario - infermiere - infermiere pediatrico - tecnico ortopedico - fisioterapista

### AIUC Associazione Italiana Ulcere Cutanee ONLUS Italian Association of Skin Ulcers NPO Annual Meeting 2016

Tuesday, Sept 27<sup>th</sup> 09.00 am - 12.00 pm – Michelangelo Hall

Italian ECM credits: 2  
ECM Event ID: 3926-164207

#### Obiettivo Formativo Nazionale:

contenuti tecnico-professionali (conoscenze e competenze) specifici di ciascuna professione, di ciascuna specializzazione e di ciascuna attività ultraspecialistica. Malattie rare

#### Professioni/Discipline accreditate:

farmacista (farmacia ospedaliera; farmacia territoriale) – podologo – terapeuta occupazionale – psicologo (psicoterapia; psicologia) - medico chirurgo (dermatologia e venereologia; geriatria; malattie metaboliche e diabetologia; medicina fisica e riabilitazione; medicina interna; neurologia; oncologia; pediatria; chirurgia plastica e ricostruttiva; chirurgia vascolare; ortopedia e traumatologia; igiene, epidemiologia e sanità pubblica; medicina generale (medici di famiglia); pediatria (pediatri di libera scelta); direzione medica di presidio ospedaliero; organizzazione dei servizi sanitari di base) - assistente sanitario - infermiere - infermiere pediatrico - tecnico ortopedico - fisioterapista - terapeuta della neuro e psicomotricità dell'età evolutiva

### CO - Wound pathology

Tuesday, Sept 27<sup>th</sup> 02.00 pm - 06.00 pm – Masaccio Hall

Italian ECM credits: 3  
ECM Event ID: 3926-164150

#### Obiettivo Formativo Nazionale:

contenuti tecnico-professionali (conoscenze e competenze) specifici di ciascuna professione, di ciascuna specializzazione e di ciascuna attività ultraspecialistica. Malattie rare

#### Professioni/Discipline accreditate:

farmacista (farmacia ospedaliera; farmacia territoriale) – podologo - medico chirurgo (angiologia; dermatologia e venereologia; ematologia; endocrinologia; geriatria; malattie metaboliche e diabetologia; malattie infettive; medicina e chirurgia di accettazione e di urgenza; medicina fisica e riabilitazione; medicina interna; chirurgia generale; chirurgia plastica e ricostruttiva; chirurgia vascolare; ortopedia e traumatologia; medicina trasfusionale; medicina generale (medici di famiglia); continuità assistenziale; direzione medica di presidio ospedaliero; organizzazione dei servizi sanitari di base) - assistente sanitario - infermiere - infermiere pediatrico - tecnico ortopedico - fisioterapista

### CO - Hyperbaric Oxygen Therapy (HBOT) advanced wound management; biophysical and biological agents. Pharmacoeconomics

Wednesday, Sept 28<sup>th</sup> 09.00 am - 01.00 pm – Donatello Hall

Italian ECM credits: 3  
ECM Event ID: 3926-164192

#### Obiettivo Formativo Nazionale:

applicazione nella pratica quotidiana dei principi e delle procedure dell'evidence based practice (ebm - ebn - ebp)

#### Professioni/Discipline accreditate:

farmacista (farmacia ospedaliera; farmacia territoriale) – podologo - medico chirurgo (angiologia; dermatologia e venereologia; ematologia; endocrinologia; geriatria; malattie metaboliche e diabetologia; malattie infettive; medicina e chirurgia di accettazione e di urgenza; medicina fisica e riabilitazione; medicina interna; pediatria; chirurgia generale; chirurgia plastica e ricostruttiva; chirurgia vascolare; ortopedia e traumatologia; anestesia e rianimazione; medicina trasfusionale; medicina generale (medici di famiglia); continuità assistenziale; direzione medica di presidio ospedaliero; organizzazione dei servizi sanitari di base) - assistente sanitario - infermiere - infermiere pediatrico - tecnico ortopedico - fisioterapista

### CO - Compression therapy for leg ulcers - Advanced session

Wednesday, Sept 28<sup>th</sup> 09.00 am - 01.00 pm – Masaccio Hall

Italian ECM credits: 3  
ECM Event ID: 3926-164165

#### Obiettivo Formativo Nazionale:

applicazione nella pratica quotidiana dei principi e delle procedure dell'evidence based practice (ebm - ebn - ebp)

#### Professioni/Discipline accreditate:

farmacista (farmacia ospedaliera; farmacia territoriale) – podologo - medico chirurgo (angiologia; dermatologia e venereologia; ematologia; endocrinologia; geriatria; malattie metaboliche e diabetologia; malattie infettive; medicina e chirurgia di accettazione e di urgenza; medicina fisica e riabilitazione; medicina interna; chirurgia generale; chirurgia plastica e ricostruttiva; ortopedia e traumatologia; medicina trasfusionale; medicina generale (medici di famiglia); continuità assistenziale; organizzazione dei servizi sanitari di base; direzione medica di presidio ospedaliero; chirurgia vascolare) - assistente sanitario - infermiere - infermiere pediatrico - tecnico ortopedico - fisioterapista

### CO - Wound dressings: from A to Z

Wednesday, Sept 28<sup>th</sup> 02.00 pm - 06.00 pm – Masaccio Hall

Italian ECM credits: 3  
ECM Event ID: 3926-164201

#### Obiettivo Formativo Nazionale:

contenuti tecnico-professionali (conoscenze e competenze) specifici di ciascuna professione, di ciascuna specializzazione e di ciascuna attività ultraspecialistica. Malattie rare

#### Professioni/Discipline accreditate:

farmacista (farmacia ospedaliera; farmacia territoriale) – podologo - medico chirurgo (angiologia; dermatologia e venereologia; ematologia; endocrinologia; geriatria; malattie metaboliche e diabetologia; malattie infettive; medicina e chirurgia di accettazione e di urgenza; medicina fisica e riabilitazione; medicina interna; chirurgia generale; chirurgia plastica e ricostruttiva; chirurgia vascolare; ortopedia e traumatologia; medicina trasfusionale; medicina generale (medici di famiglia); continuità assistenziale; direzione medica di presidio ospedaliero; organizzazione dei servizi sanitari di base) - assistente sanitario - infermiere - infermiere pediatrico - tecnico ortopedico - fisioterapista

### How to get your CME credits

In order to claim for your CME credits, it is mandatory to meet the following requirements:

- be in possession of a Medical Degree, and a Specialist degree for the Professions/Disciplines accredited for the Event (specialists belonging to Disciplines different for the accredited ones will not get ECM credits);
- attend the Event for 100% educational hours: please make sure the WUWHS Staff reads the bar code on your personal badge, any time you enter/exit the specific Event room;
- fill in the Learning Test (min 75% correct answers) and the Feedback and Evaluation Form on the web site (please see below note).

### Learning and evaluation test: relevant technical notes

- The Learning Test and the Evaluation Test will be available at : <http://registration.congressiefiere.com/cmsweb/Login.asp?IDcommessa=C001/16&Lang=EN> within 3 calendar days following the Event you attended. (no access will be available later than 3 days following the Event);
- Log-in to your Personal Area (username + password given by the CCI Congress Secretariat);
- CAREFULLY complete your personal data. Please pay attention to clearly indicate: FISCAL CODE, PROFESSION, DISCIPLINE, (Registration Nr. to Regulatory Authority, Albo, Collegio, Association, etc. if any), JOB POSITION (employee, freelance, etc..), E-MAIL ADDRESS. **Should even one of above information be unavailable, it will not be possible to get CME credits.**
- Fill in the Learning Test (min. 75% correct answer to pass it), and the Evaluation Test.

## CME Sessions Scientific Program

For the latest information about the program please refer to [www.wuwhs2016.com](http://www.wuwhs2016.com)

Monday, Sept 26<sup>th</sup>

HALL MICHELANGELO

08.00 am – 12.00 pm

ITALIAN CME

**AISLeC - Associazione Infermieristica per lo Studio delle Lesioni Cutanee  
Nursing Association for the Study of Skin Lesions**

Annual Meeting 2016

(session held in Italian language with presentation slides in English)

**LA CRESCITA PROFESSIONALE ATTRAVERSO L'APPROCCIO MULTIDISCIPLINARE  
PROFESSIONAL DEVELOPMENT THROUGH A MULTIDISCIPLINARY APPROACH**

**Sessione I / Session I - La ricerca a sostegno della pratica clinica / How research helps clinical practice**

Chairs: Enza Maniaci, Silvia Tedesco, Rosa Rita Zortea (Italy)

08.00 am – 08.30 am **Consensus conference sui criteri di identificazione e trattamento del biofilm  
Consensus conference over identification criteria and treatment of biofilm**  
Tommaso Bianchi (Italy), Randall D. Wolcott (USA)

08.30 am – 09.00 am **Lo scenario epidemiologico delle lesioni cutanee croniche, le indagini nazionali AISLeC  
Epidemiological scenarios of chronic skin lesions, AISLeC national investigations**  
Angela Peghetti (Italy)  
co-authors: Nella Liporace, Maurilio Rossi (Italy)

09.00 am – 09.30 am **Indagine di prevalenza nazionale delle skin tears e raccomandazioni di comportamento clinico / Research of national predominance of the skin tears and recommendations of clinical behavior**  
Ermellina Zanetti (Italy)  
co-authors: Ermano Grementieri, Luisa Pinelli (Italy)

09.30 am – 10.00 am **IAD - risultati dalla revisione sistematica della letteratura e raccomandazioni di comportamento clinico / IAD – results from the systematic review of the literature and recommendations of clinical behavior**  
Valentina Guidi (Italy)  
co-authors: Annalisa Moscatelli, Paola Trapedini (Italy)

**Sessione II / Session II - La ricerca e l'organizzazione: nuovi scenari / Research and organisation: new scenarios**

Chairs: Andrea Bellingeri, Francesca Falciani, Sara Rowan (Italy)

10.00 am – 10.30 am **Consensus conference sulla corretta conduzione di uno studio clinico nell'ambito del wound care / Consensus conference over the right conduction of a clinical study in wound care**  
Giovanni Pomponio (Italy)

10.30 am – 11.00 am **Un nuovo sistema di classificazione delle lesioni peristomali / A new classification system of peristomal lesions**  
Gabriele Roveron (Italy)

11.00 am – 11.30 am

**Cardiff Schedule: validazione in Italiano di uno strumento per la valutazione della qualità di vita dei pazienti con lesioni cutanee / Cardiff Schedule: validation in the Italian language of an evaluation's tool for the quality of life of patients affected by skin lesions**

Silvia Mariani (Italy)

co-author: Emilia Lo Palo (Italy)

11.30 am – 12.00 pm

**Competenze specialistiche dell'infermiere che opera nel campo del wound care: scenario nazionale e Internazionale / Specialized competences of the nurse who works in the field of wound care: national and international scenarios**

Barbara Mangiacavalli (Italy)

02.00 pm – 06.00 pm

EUROPEAN CME

**EPUAP – European Pressure Ulcer Advisory Panel**

Annual Meeting 2016

**PRESSURE ULCER PREVENTION AND TREATMENT: A MULTI-PERSPECTIVE APPROACH TOWARDS A WORLDWIDE QUALITY ISSUE IN HEALTHCARE**

Chairs: Maarit Ahtiala (Finland), Jane Nixon (UK)

02.00 pm – 02.15 pm **20 year EPUAP presentation**  
Christina Lindholm (Sweden)

02.15 pm – 02.40 pm **Sustained tissue deformations cause cell perforations: deep tissue injury in a nutshell**  
Amit Gefen (Israel)

02.40 pm – 03.05 pm **Medical devices and vulnerable skin**  
Dan Bader (UK)

03.05 pm – 03.30 pm **Microclimate and pressure ulcer development**  
Jan Kottner (Germany)

03.30 pm – 03.55 pm **Evidenced-based pressure ulcer (PU) risk assessment: translating research into practice**  
Susanne Coleman (UK), Jane Nixon (UK)

03.55 pm – 04.55 pm **Implementing the guideline and preventing skin breakdown**  
Lisette Schoonhoven (UK), including:

**EPUAP – Sage Products Travel Awards**

**5-year experience with low-friction booties integrated into standard of care for heel PU prevention in a UK NHS Trust teaching hospital**  
Deborah Gleeson (UK)

**St Vincent's University Hospital make bold move by banning soap**  
Lisa Murphy (Ireland)

04.55 pm – 05.20 pm **Health economics in pressure ulcer and skin care research**  
Dimitri Beeckman (Belgium)

05.20 pm – 05.45 pm **Pathophysiological factors and pressure ulcer development in ICU**  
Maarit Ahtiala (Finland)

05.45 pm – 06.00 pm **Closing**

## HALL DONATELLO

**09.00 am – 01.00 pm COURSE ITALIAN/EUROPEAN CME**  
**WOUND ASSESSMENT** (simultaneous translation into Italian with headphones available)

Co-Chairs: *Valentina Dini (Italy), Sylvie Meaume (France)*

09.00 am – 09.30 am	<b>The value of wound assessment</b> <i>Valentina Dini (Italy)</i>
09.30 am – 10.00 am	<b>Clinical wound assessment</b> <i>Sylvie Meaume (France)</i>
10.00 am – 10.30 am	<b>2D-3D wound bed assessment</b> <i>Marco Romanelli (Italy)</i>
10.30 am – 11.00 am	<b>The role of imaging in wound assessment</b> <i>Thomas E. Serena (USA)</i>
11.00 am – 11.30 am	<b>A new wound assessment technology: ultrasonography, thermography and some molecular techniques</b> <i>Gojiro Nakagami (Japan), Hiromi Sanada (Japan)</i>
11.30 am – 12.00 pm	<b>OTC in wound assessment</b> <i>Ardeshir Bayat (UK)</i>
12.00 pm – 12.15 pm	<b>Laser-Doppler in wound assessment</b> <i>Marco Rossi (Italy)</i>
12.15 pm – 12.30 pm	<b>TCPo2 measurement as a tool to predict the chance of the wound healing</b> <i>Zsolt Pecsvaradi (Hungary)</i>
12.30 pm – 01.00 pm	<b>Discussion and conclusions</b>

## HALL MASACCIO

**09.00 am – 01.00 pm COURSE ITALIAN/EUROPEAN CME**  
**HBOT (Hyperbaric Oxygen Therapy) BASIS IN WOUND CARE** (simultaneous translation into Italian with headphones available)

Co-Chairs: *Alessandro Marroni (Italy), Daniel Mathieu (France)*

09.00 am – 09.30 am	<b>Wound healing physiology and the role of oxygen. Stem cells and HBOT</b> <i>Stephen R. Thom (USA)</i>
09.30 am – 10.00 am	<b>Advanced research update on HBOT in wound care</b> <i>Daniel Mathieu (France)</i>
10.00 am – 10.20 am	<b>Valuable techniques to measure tissue oxygenation and perfusion</b> <i>Daniel Mathieu (France)</i>
10.20 am – 10.40 am	<b>Wound bioburden. HBOT and infections. Interaction between antibiotics and hyperbaric oxygen</b> <i>Folke Lind (Sweden)</i>
10.40 am – 11.00 am	<b>Discussion</b>

11.00 am – 11.30 am *Break*

11.30 am – 12.00 pm	<b>The effect of HBOT on systemic factors impairing healing. Indication for HBOT based on assessment of patient comorbidities besides cutaneous ulcer</b> <i>Michael Bennett (Australia)</i>
---------------------	---

12.00 pm – 12.20 pm	<b>Standards and guidelines for HBOT safety</b> <i>Jacek Kot (Poland)</i>
12.20 pm – 12.40 pm	<b>European guidelines for post-graduate education in HBOT medicine</b> <i>Alessandro Marroni (Italy)</i>
12.40 pm – 01.00 pm	<b>Discussion</b>

**02.00 pm – 06.00 pm COURSE ITALIAN/EUROPEAN CME**  
**DEBRIDEMENT** (simultaneous translation into Italian with headphones available)

Co-Chairs: *Francesco Di Marzo, Alessandro Scalise (Italy)*

02.00 pm – 02.30 pm	<b>Different debridement techniques for different wound healing phases</b> <i>Kathryn Vowden (UK)</i>
02.30 pm – 03.00 pm	<b>Complications management</b> <i>Kenji Kusumoto (Japan)</i>
03.00 pm – 03.30 pm	<b>Burn wounds debridement</b> <i>Young-Chul Jang (South Korea)</i>
03.30 pm – 04.00 pm	<b>Debridement in extreme conditions</b> <i>Steven Jeffery (UK)</i>
04.00 pm – 04.30 pm	<b>Debridement with devices</b> <i>Alessandro Scalise (Italy)</i>
04.30 pm – 05.00 pm	<b>Analgesia, local anaesthesia and surgical refinements</b> <i>Francesco Di Marzo (Italy)</i>
05.00 pm – 06.00 pm	<b>Practice session (cadaver lab)</b> <i>Xavier Santos (Spain)</i>

Tuesday, Sept 27<sup>th</sup>

## HALL MICHELANGELO

**08.00 am – 12.00 pm ITALIAN CME**
**AIUC - Associazione Italiana Ulcere Cutanee ONLUS**  
**Italian Association of Skin Ulcers NPO**

Annual Meeting 2016  
(simultaneous translation into Italian with headphones available)

**CHALLENGES OF THE EXPANDED CHRONIC CARE MODEL IN THE WOUND CARE IN ITALY**
**Introduction**

08.00 am – 08.05 am *Francesco Petrella (Italy)*

**Session I - Home wound care**

Chairs: *Giovanni Vito Corona, Paola Fanin (Italy)*

08.05 am – 08.20 am **Deospedalizzazione e risorse economiche/De-hospitalization and economic resources**  
*Marco Masina (Italy)*

08.20 am – 08.35 am **L'esternalizzazione dei servizi domiciliari/Externalization of home care services**  
*Giovanni Vito Corona (Italy)*



- 08.35 am – 08.50 am **Empowerment e self-management/ Empowerment and self-management**  
*Piero Secreto (Italy)*
- 08.50 am – 09.05 am **L'assistenza domiciliare nel SSN italiano/Italian home care system**  
*Maria Luisa Veneziano (Italy)*
- 09.05 am – 09.30 am **Discussione/Discussion**

### Session II - Chronic care model

*Chairs: Andrea Frasca, Francesco Giacinto (Italy)*

- 09.30 am – 09.45 am **Percorsi assistenziali nel paziente con lesioni cutanee croniche/Healthcare paths for patients with chronic wounds**  
*Ferdinando Campitiello (Italy)*
- 09.45 am – 10.00 am **La comunità nel processo di assistenza al paziente con lesioni cutanee croniche**  
**The Community role in the care process for patients with chronic wounds**  
*Isabella Lo Castro (Italy)*
- 10.00 am – 10.15 am **Dalla cartella clinica informatizzata ai clinical decision support systems/From computerized clinical record to clinical decision support systems**  
*Ciro Falasconi (Italy)*
- 10.15 am – 10.30 am **Documento AIUC "E-health e telemedicina"/AIUC Position Paper "E-health and telemedicine"**  
*Sergio Pillon (Italy)*

### Session III - Health policy in wound care

*Chairs: Pasquale Longobardi, Sonia Remafedi (Italy)*

- 10.30 am – 10.45 am **La qualità delle medicazioni nelle procedure di gara/Establishing criteria for assessing quality of dressings in tenders**  
*Alessandro Greco (Italy)*
- 10.45 am – 11.00 am **La questione del monitoraggio epidemiologico delle lesioni cutanee croniche**  
**The epidemiological monitoring of chronic wounds – a strategic issue**  
*Massimo Fornaciari (Italy)*
- 11.00 am – 11.15 am **Miglioramento della qualità di vita dei pazienti affetti da lesioni cutanee croniche: presentazione dei dati conclusivi del progetto "Quality of Life in Wound Care"**  
**Quality improvement of life in patients with chronic wounds: presentation of the final data of the project "Quality of Life in Wound Care"**  
*Giuseppe Nebbioso (Italy)*
- 11.15 am – 11.30 am **Nuove proposte di organizzazione sanitaria alla luce dei dati di prevalenza del progetto "SIUC – Studio Italiano Ulcere Cutanee"/The prevalence data from the AIUC project "SIUC – Italian Study Skin Ulcers" - Proposals for health care delivery"**  
*Francesco Petrella (Italy)*
- 11.30 am – 12.00 pm **Discussione/Discussion**

**02.00 pm – 06.00 pm**

**EUROPEAN CME**

### ETRS - European Tissue Repair Society

Special Session

#### Session I - Basic wound healing news

- 02.00 pm – 02.30 pm **Cellular senescence in normal and chronic wound healing**  
*Dimitris Kletsas (Greece)*
- 02.30 pm – 03.00 pm **The multifunctional nature of oral progenitor cells: the ideal cells for tissue repair?**  
*Phil Stephens (UK)*
- 03.00 pm – 03.30 pm **Biomechanics and myofibroblasts**  
*Boris Hinz (Canada)*
- 03.30 pm – 04.00 pm **Macrophages in wound healing: regulation, dynamics and consequences**  
*Sabine Eming (Germany)*

#### Session II - From bench to bed

- 04.00 pm – 04.30 pm **Novel translational treatment strategies for skin wound repair**  
*Ursula Mirastschijski (Germany)*
- 04.30 pm – 05.00 pm **Stem cells for wound healing**  
*Magda Ulrich (The Netherlands)*
- 05.00 pm – 05.30 pm **Epidermal wound healing model in humans**  
*Magnus Ågren (Denmark)*

#### Session III - WHS YI Winner 2016

- 05.30 pm – 06.00 pm **Ceramidases induced in biofilm infection disrupts skin barrier function**  
*Mithun Sinha (USA)*

**HALL DONATELLO**

**09.00 am – 01.00 pm**

**COURSE**

**ITALIAN/EUROPEAN CME**

**WOUND HEALING IN THE LAB** (simultaneous translation into Italian with headphones available)

*Co-Chairs: Giulio Gabbiani (Switzerland), Dimitris Kletsas (Greece)*

- 09.00 am – 09.30 am **The myofibroblast in wound healing**  
*Giulio Gabbiani (Switzerland)*
- 09.30 am – 10.00 am **Cellular senescence in wound healing**  
*Dimitris Kletsas (Greece)*
- 10.00 am – 10.30 am **Pig models to study wound healing and antimicrobial efficacy**  
*Stephen C. Davis (USA)*
- 10.30 am – 11.00 am **In vitro reconstruction of human tissue for clinical applications**  
*Giovanni Abatangelo (Italy)*
- 11.00 am – 11.30 am **Overview of the critical cells involved**  
*Robert Diegelmann (USA)*
- 11.30 am – 12.00 pm **Experimental models with control of the microenvironment in pig and rat**  
*Elof Eriksson (USA)*
- 12.00 pm – 12.30 pm **Understanding the pathophysiology of wound healing and abnormal scarring using novel ex vivo and sequential in vivo wound models**  
*Ardeshir Bayat (UK)*
- 12.30 pm – 01.00 pm **Discussion and conclusions**

## HALL MASACCIO

## 09.00 am – 01.00 pm COURSE ITALIAN/EUROPEAN CME

**COMPRESSION THERAPY FOR LEG ULCERS - BASIC SESSION (principles and practical session)**

(simultaneous translation into Italian with headphones available)

Co-Chairs: Giovanni Mosti (Italy), Hugo Partsch (Austria)

- 09.00 am – 09.15 am **Inelastic bandages: the preferred compression therapy for leg ulcers**  
Hugo Partsch (Austria)
- 09.15 am – 09.30 am **Elastic stockings for treating leg ulcers**  
Susan Nørregaard (Denmark)
- 09.30 am – 09.45 am **Adjustable velcro devices: a valuable alternative**  
Joseph Caprini (USA)
- 09.45 am – 10.00 am **Hybrid systems: an interesting new concept**  
Keith Harding (UK)
- 10.00 am – 10.15 am **Multicomponent compression system with precise resting pressure and high working pressure**  
Josefin Damm (Sweden)
- 10.15 am – 10.30 am **Questions**
- 10.30 am – 01.00 pm **Hands-on demonstration of the different compression devices**

## 02.00 pm – 06.00 pm COURSE ITALIAN/EUROPEAN CME

**WOUND PATHOLOGY** (simultaneous translation into Italian with headphones available)

Co-Chairs: Helmut Kerl (Austria), Paolo Romanelli (USA)

- 02.00 pm – 02.35 pm **The challenge of differentiating specific ulcerations**  
Helmut Kerl (Austria)
- 02.35 pm – 03.10 pm **Pyoderma gangrenosum**  
Katrin Kerl (Switzerland)
- 03.10 pm – 03.45 pm **Wound biopsy: when, which, how**  
Valentina Dini (Italy)
- 03.45 pm – 04.15 pm **Vascular leg ulcers: histopathologic aspects**  
Cosimo Misciali (Italy)
- 04.15 pm – 04.45 pm **Malignancies in chronic wounds**  
Mariya I. Miteva (USA)
- 04.45 pm – 05.25 pm **The study of cancer biomarkers in chronic wounds**  
Mehrddad Nadji (USA)
- 05.25 pm – 06.00 pm **Unmet needs in chronic wounds, is immunohistochemistry the answer?**  
Paolo Romanelli (USA)

Wednesday, Sept 28<sup>th</sup>

## HALL DONATELLO

## 09.00 am – 01.00 pm COURSE ITALIAN/EUROPEAN CME

**HYPERBARIC OXYGEN THERAPY (HBOT) ADVANCED WOUND MANAGEMENT; BIOPHYSICAL AND BIOLOGICAL AGENTS. PHARMACO-ECONOMICS**

(simultaneous translation into Italian with headphones available)

Co-Chairs: Rosario Infascelli, Pasquale Longobardi (Italy)

- 09.00 am – 09.20 am **Multidisciplinary approach to patients with chronic wounds**  
Maide Cimsit (Turkey)
- 09.20 am – 09.40 am **The value of indocyanine green fluorescence angiography in determining when HBOT should be employed or discontinued in wound care**  
Thomas E. Serena (USA)
- 09.40 am – 10.00 am **Management of lower limb ulcers. Effect of HBOT on wound healing as compared to standard therapies**  
Gladiol Zenunaj (Italy)
- 10.00 am – 10.20 am **Regenerative medicine: HBOT combined with platelet-rich plasma/platelet gel and reconstructive surgery**  
Valeria Purpura (Italy)
- 10.20 am – 10.40 am **Juvenile cutaneous polyarteritis nodosa and vasculitic wounds**  
Rosario Infascelli (Italy)
- 10.40 am – 11.00 am **Managing wound pain: HBOT in the treatment of pain disorders and potential benefits through its action on cytokines**  
Monica Rocco (Italy)

11.00 am – 11.30 am Break

- 11.30 am – 11.50 am **How to optimize clinical practice through the optimal integration of HBOT with other physical therapies**  
Paola Mengozzi (Italy)
- 11.50 am – 12.10 pm **Wound care nursing in patients receiving HBOT**  
Klarida Hoxha (Italy)
- 12.10 pm – 12.30 pm **Cost impact of delayed wound healing: the role of HBOT**  
Pasquale Longobardi (Italy)
- 12.30 pm – 01.00 pm **Discussion**

## HALL MASACCIO

## 09.00 am – 01.00 pm COURSE ITALIAN/EUROPEAN CME

**COMPRESSION THERAPY FOR LEG ULCERS - ADVANCED SESSION**

(simultaneous translation into Italian with headphones available)

Co-Chairs: Giovanni Mosti (Italy), Hugo Partsch (Austria)

## Session I - New indications

- 09.00 am – 09.20 am **Anti-inflammatory effects of compression therapy: the state-of-art**  
Ferdinando Mannello (Italy)
- 09.20 am – 09.40 am **Hematologic ulcers treated by compression bandages**  
Enzo Fracchia (Italy)

- 09.40 am – 10.00 am **Inflammatory ulcers and compression**  
*Valentina Dini (Italy)*
- 10.00 am – 10.20 am **Cellulitis and erysipelas and compression**  
*Isabelle Quéré (France)*
- 10.20 am – 10.40 am **Mixed and arterial leg ulcers and compression**  
*Hugo Partsch (Austria)*
- 10.40 am – 11.00 am **Questions**

#### Session II - Searching for evidence

- 11.00 am – 11.20 am **ABC of compression therapy**  
*Keith Harding (UK)*
- 11.20 am – 11.40 am **Report from UIP consensus**  
*Giovanni Mosti (Italy)*
- 11.40 am – 12.00 pm **Report from Cochrane review**  
*Mieke Flour (Belgium)*
- 12.00 pm – 12.20 pm **Report from NICE regulations**  
*Christine Moffatt (UK)*
- 12.20 pm – 12.40 pm **Promoting a widespread application of compression therapy: problems and suggestions**  
*Roberto Polignano (Italy)*
- 12.40 pm – 01.00 pm **Discussion and conclusions**

#### 02.00 pm – 06.00 pm COURSE ITALIAN/EUROPEAN CME WOUND DRESSINGS: FROM A TO Z (simultaneous translation into Italian with headphones available)

*Co-Chairs: Alessandro Greco (Italy), R. Gary Sibbald (Canada)*

- 02.00 pm – 02.30 pm **Introduction: the state-of-art –the good and the bad**  
*R. Gary Sibbald (Canada)*
- 02.30 pm – 03.00 pm **A new classification of dressings**  
*Alessandro Greco (Italy)*
- 03.00 pm – 03.30 pm **Dressings that promote autolysis and debridement with interactive clinical examples**  
*Sara Rowan (Italy)*
- 03.30 pm – 04.05 pm **The role of antimicrobial dressings in the treatment of infection and biofilms with interactive clinical examples**  
*Randall D. Wolcott (USA)*
- 04.05 pm – 04.35 pm **Dressings that promote granulation and re-epithelialisation with interactive clinical examples**  
*Diego Mastronicola (Italy)*
- 04.35 pm – 05.05 pm **Are there criteria for establishing the quality of dressings?**  
*Natascia Mennini (Italy)*
- 05.05 pm – 05.35 pm **How do future dressings look?**  
*Keith Harding (UK)*
- 05.35 pm – 06.00 pm **Summary**  
*Alessandro Greco (Italy), R. Gary Sibbald (Canada)*

Session 7

# ORAL COMMUNICATIONS PROGRAM



## Oral Communications

### Monday, Sept. 26<sup>th</sup> 08.00 am – 11.00 am HALL RENAISSANCE - Session 1A

Co-Chairs: *Guido Ciprandi (Italy), Sundeep G. Keswani (USA)*

- OR 001 – ID 76** ELECTRICAL CURRENTS SPARK BURN WOUND HEALING  
**Anne Limbourg**, Ramin Ipaktchi, Peter Vogt
- OR 002 – ID 241** CLOSING OR PASTING OUR WOUNDS HOW DO WE DOING IN MEXICO USE OF HYDROXYCYANOCRILATE  
**Ricardo Zapata**
- OR 003 – ID 242** OUR CLINIC EVALUATION OF HYPERBARIC OXYGEN THERAPY IN PATIENTS WITH CRUSH INJURY  
**Yavuz Aslan**, Ayse Sena Yumbul, Bengusu Mirasoglu, Samil Aktas
- OR 004 – ID 362** THE EFFECTIVENESS OF HYPERBARIC OXYGEN THERAPY FOR HEALING CHRONIC VENOUS LEG ULCERS: A RANDOMISED, DOUBLE BLIND TRIAL  
Ken Thistlethwaite, Helen Edwards, **Kathleen Finlayson**, Andrew Ng, Graeme Kay
- OR 005 – ID 548** EFFECTS OF PAIN SCRAMBLER THERAPY FOR THE MANAGEMENT OF BURN SCAR PRURITUS  
**So Young Joo**, Cheong Hoon Seo
- OR 006 – ID 863** PHOTONIC TREATMENT OF CHRONIC WOUNDS  
**Elia Ricci**, Monica Pittarello, Alberico Balbiano Di Colcavagno, Veronica Fessia
- OR 007 – ID 908** THE EFFICACY, SAFETY AND COST EFFECTIVENESS OF NATURAL HONEY IN THE MANAGEMENT OF CHRONIC DIABETIC FOOT ULCERS  
**Mohamed Hashim**
- OR 008 – ID 1072** TOPICAL MEDICAL MARIJUANA. A NOVEL TREATMENT FOR PYODERMA GANGRENOSUM  
**Vincent Maida**
- OR 009 – ID 1134** HONEY AND ULCERS: CLINICAL AND RETROSPECTIVE STUDY ON BENEFITS IN WOUND HEALING  
**Alessandro Scalise**, Marina Pierangeli, Matteo Torresetti, Matteo Ornelli, Vania Recchi, Giovanni Di Benedetto
- OR 010 – ID 68** THE ANTIMICROBIAL EFFICACY OF THE COMBINATION OF NANOCRYSTALLINE SILVER DRESSING AND CADEXOMER IODINE POWDER: AN IN VITRO STUDY  
**Adisaputra Ramadhinara**, Mardiastuti Wahid
- OR 011 – ID 145** ANTIMICROBIAL EFFECT OF L-PRF (PLATELET LEUKOCYTE-RICH FIBRIN)  
**Alessandro Crisci**, Edda Serra, Annamaria Bosco, Eugenio Boccalone
- OR 012 – ID 527** AN AUSTRALIAN NATIVE PLANT: A NOVEL ANTIMICROBIAL FOR THE TREATMENT OF METHICILLIN-RESISTANT STAPHYLOCOCCUS AUREUS  
**Trudi Collet**, Ryan Clements
- OR 013 – ID 897** THE EFFECTIVENESS OF CADEXOMER IODINE IN REDUCING BIOFILM PHENOTYPE BACTERIA IN DFUS IN-VIVO  
**Matthew Malone**, Iain Gosbell, Hugh Dickson, Slade Jensen, Khalid Al Johani, Karen Vickery
- OR 014 – ID 1185** ANTIBIOTICS IN HIDRADENITIS SUPPURATIVA? A POSSIBLE ANSWER FROM PNEUMOLOGY  
**Giovanni Damiani**, Michela Iannone
- OR 015 – ID 157** THE USE OF THE ARTIFICIAL DERMIS AND KERATINOCYTE IN VARIOUS WOUNDS  
**Daehwan Park**
- OR 016 – ID 267** ANALYSIS OF RISK FACTORS WITH VASOPRESSOR INDUCED SYMMETRICAL PERIPHERAL GANGRENE  
**JungWoo Kwon**, Bo Young Park, Seung Eun Hong, So Ra Kang, Seung Yeol Lee

**OR 017 – ID 515** THE USE OF NEGATIVE PRESSURE THERAPY IN FOURNIER SYNDROME IN A TRAUMA SERVICE IN A LOW INCOME AREA OF SAO PAULO, BRAZIL  
**Marcelo Augusto Fontenelle Ribeiro Jr.**, Murilo Favaro, Stephanie Santin, José Cruvinel, Alexandre Zanchenko Fonseca

**OR 018 – ID 522** BRONCHIAL FISTULA CLOSURE BY NEGATIVE-PRESSURE WOUND THERAPY: A FEASIBLE AND COST-EFFECTIVE TREATMENT  
**Jayme Adriano Farina Jr.**, Pedro Soler Coltro

**OR 019 – ID 574** ROLE OF PERIPHERAL ENDOTHELIAL FUNCTION IN THE ABERRANT WOUND HEALING OF PATIENTS WITH KELOIDS  
**Chikage Noishiki**, Yoshiaki Kubota, Gen Takagi, Rei Ogawa

**OR 020 – ID 676** STANDARDIZED PROTOCOL TO TREAT POST STERNOTOMY WOUND INFECTION  
**Samuel Terra Gallafrio**, Daniel Mamere Alvarez, Thomaz Tourinho De Menezes, Franklin Costa, Filho Monaco, Alexandre Mendonça Munhoz, Fabio Biscegli Jatene, Rolf Gemperli

**OR 021 – ID 745** EFFECTS OF MILK FAT GLOBULES ON RECONSTRUCTION OF FULL-THICKNESS TISSUE DEFECTS  
Kassem Khal Fardoussi, **Susan Dibsi**, Salah Alwasmi, Radwan Khal Fardousi, Ahmad Hamdi Mokresh

**OR 022 – ID 823** SURGICAL RECONSTRUCTION OF BONE AND SOFT TISSUE IN SEVERE INFECTED DIABETIC FOOT: A STAGED TREATMENT ALGORITHM.  
**Alexandre Leme Godoy-Santos**, Daniel Tassetto Amodio, Andre Pires, Teng Wei, Ana Lucia Lei Munhoz Lima

**OR 023 – ID 1186** ATYPICAL ULCERS: A RETROSPECTIVE, DESCRIPTIVE STUDY FROM PISA UNIVERSITY  
**Michela Iannone**, Battistino Paggi, Valentina Dini, Salvatore Panduri, Agata Janowska, Marco Romanelli

### Monday, Sept. 26<sup>th</sup> 08.00 am – 11.00 am HALL RAFFAELLO - Session 1B

Co-Chairs: *Elia Ricci (Italy), Corinne Ward (Malta)*

- OR 037 – ID 95** "STARS" THERAPY: A NOVEL BIOTECHNOLOGICAL INTERVENTION FOR COMPLEX WOUND MANAGEMENT  
**Sandeep Shrivastava**, Pradeep Singh, Shounak Tayde
- OR 038 – ID 174** DELIVERY OF FLIGHTLESS I NEUTRALIZING ANTIBODY FROM POROUS SILICON NANOPARTICLES IMPROVES WOUND HEALING IN DIABETIC MICE  
Christopher Turner, Steven Mcinnes, Elizabeth Melville, Nicolas Voelcker, **Allison Cowin**
- OR 039 – ID 713** DESIGNING A MULTILAYER SCAFFOLD FOR FULL THICKNESS BURNS: IMPORTANCE OF EXTRACELLULAR MATRIX  
**E. Cuauhtémoc Sanchez-Rodriguez**, Fernando Hernández-Sánchez
- OR 040 – ID 842** SKIN COMPARTMENTS AS SOURCES OF STEM CELLS FOR ADVANCED SURGICAL TECHNIQUES  
**Vincenzo Vindigni**, Francesca Benato, Elisa Caviola, Paolo Pertile, Franco Bassetto
- OR 041 – ID 955** THE COMPREHENSIVE VISION OF ANG1 IN HUMAN ENDOTHELIAL CELLS  
**Liangli Pan**, Biao Cheng
- OR 042 – ID 956** PHENTOLAMINE INHIBITS ANGIOGENESIS OF HUMAN ENDOTHELIAL CELLS IN VITRO  
**Liangli Pan**, Biao Cheng
- OR 043 – ID 957** SIMULTANEOUS BLOCKADE OF A-AR AND B-AR SYNERGISTICALLY IMPAIRS ECS ANGIOGENESIS IN VITRO  
**Liangli Pan**, Biao Cheng
- OR 044 – ID 24** A 6-YEAR MULTICENTER SURVEILLANCE OF CULTURED EPIDERMAL AUTOGRAFT FOR TREATMENT OF SEVERE BURNS IN JAPAN  
**Hajime Matsumura**, Asako Matsushima, Masashi Ueyama, Norio Kumagai
- OR 045 – ID 110** DEBRIDEMENT OPTIONS FOR THE TREATMENT OF THE FOREARM AND HAND DEEP DERMAL BURNS  
**Ernest Zacharevskij**, Gytis Baranauskas, Karolis Varkalys, Rytis Rimdeika
- OR 046 – ID 152** AUTOLOGOUS SKIN SUBSTITUTES RECONSTRUCTED USING A TISSUE ENGINEERING METHOD: SUCCESSFUL GRAFTING ON BURN PATIENTS  
**Veronique J. Moulin**, Louise Duranceau, Herve Genest, Patricia Bortoluzzi, Francois A. Auger, Lucie Germain

**OR 047 – ID 159** EPIFAST USE EVALUATION (LIVE BIOLOGICAL DRESSING OF CULTURED HUMAN KERATINOCYTES) IN SCALP USED AS DONOR SITE IN CHILDREN  
**Pablo Rodriguez**, Leonardo Hernandez

**OR 048 – ID 177** BURN TREATMENT WITH EPIFAST® (LIVE CULTURED HUMAN KERATINOCYTES): OUR EXPERIENCE AT LEAST FIVE YEARS, PROTOCOL TREATMENT WITH A BIOLOGICAL DRESSING  
**Pablo Rodriguez**, Leonardo Hernandez

**OR 049 – ID 468** THE USE OF NEGATIVE-WOUND THERAPY IN EXTREMITY ELECTRICAL TRAUMAS  
**Dimas André Milcheski**

**OR 050 – ID 532** EFFECTIVENESS OF WOUND HEALING EFFECT OF NOVEL COLLAGEN DERMAL SUBSTITUTE: INSUREGRAF®  
**Yongsuk Cho**, Hyeon Yoon, Wook Chen, Samhyun Jung

**OR 051 – ID 598** LIVE CULTURED HUMAN KERATINOCYTES  
**Juan Bosco Ruiz-Padilla**

**OR 052 – ID 96** UP-REGULATION OF HTRA1 IN KELOID TISSUES  
**Satoko Yamawaki**, Motoko Naitoh, Toshihiro Ishiko, Katsuhiko Yoshikawa, Tatsuki Enoshiri, Rino Aya, Yasuhiro Katayama, Shigehiko Suzuki

**OR 053 – ID 278** THE HISTOLOGICAL ANALYSIS OF KELOIDAL COLLAGEN WITH DURATION IN THE EARLOBE  
**Noriko Matsumoto**, Wei-xia Peng, Ryuji Ohashi, Satoshi Akaishi, Zenya Naito, Rei Ogawa

**OR 054 – ID 524** MORPHOLOGICAL AND PHYSIOLOGICAL SKIN PROPERTIES ASSOCIATED WITH SKIN TEARS IN THE ELDERLY: A TEST-RETEST STUDY  
**Robyn Rayner**, Keryln Carville, Gavin Leslie, Satvinder Dhaliwal

### Monday, Sept. 26<sup>th</sup> 03.45 pm – 05.45 pm HALL RENAISSANCE - Session 1C

*Co-Chairs: Giorgio Guarnera, Agata Janowska (Italy)*

**OR 024 – ID 51** WOUND HEALING POTENTIAL OF HUMAN UMBILICAL CORD BLOOD-DERIVED MESENCHYMAL STEM CELLS IN VITRO  
**Hijin You**, Seung-Kyu Han

**OR 025 – ID 92** COMPARISON OF HUMAN UMBILICAL CORD BLOOD-DERIVED MESENCHYMAL STEM CELLS WITH HEALTHY FIBROBLASTS ON PROLIFERATION AND MATRIX SYNTHESIS OF DIABETIC FIBROBLASTS IN VITRO  
**Jae-A Jung**, Seung-Kyu Han

**OR 026 – ID 131** EVALUATION OF THE EFFECT OF ESTRADIOL BENZOATE ON CUTANEOUS WOUND HEALING IN OVARECTOMIZED FEMALE MICE. FOCUS ON THE INFLAMMATORY RESPONSE  
**Kanae Mukai**, Tamae Urai-Kimi Asano, Yukari Nakajima, Toshio Nakatani

**OR 027 – ID 175** RLRRFIP-1 IMPROVES HEALING OF WOUNDS THROUGH ITS EFFECTS ON INFLAMMATION AND COLLAGEN DEPOSITION  
**Zlatko Kopecki**, Gink Yang, Stuart Mills, Damian Adams, Allison Cowin

**OR 028 – ID 209** HUMANIZED MOUSE MODEL TO STUDY MECHANISMS OF HUMAN IMMUNE RESPONSE TO WOUND HEALING  
**Olivera Stojadinovic**, Liang Liang, Laura Romero, Marjana Tomic-Canic, Natasa Strbo

**OR 029 – ID 261** PROGRESSION OF SKIN WOUND HEALING BY TRANSPLANTATION OF AUTOLOGOUS TISSUE MICRO-FRAGMENTS IN MICE  
**Shiro Jimi**, Miyuki Hyodo, Takuto Oyama, Hiroyuki Ojimi

**OR 030 – ID 286** HUMAN A1-ANTITRYPSIN PROMOTES WOUND HEALING THROUGH MODULATION OF THE NF-KB PATHWAY  
**Ronen Schuster**, Izabella Nita, Amiq Gazdhar, Thomas Geiser, Eli Lewis

**OR 031 – ID 430** ANGIOTENSIN II ENHANCED THE PROLIFERATION, DIFFERENTIATION AND MIGRATION OF BONE MARROW-DERIVED MESENCHYMAL STEM CELLS: ONE OF POSSIBLE MECHANISMS BY WHICH ANGIOTENSIN II PROMOTES CUTANEOUS WOUND HEAL  
**Hongwei Liu**, Fan Wu

**OR 032 – ID 436** ULTRASOUND MODULATES PRO-INFLAMMATORY CYTOKINE RELEASE IN SOFT TISSUE  
**David Voegeli**

**OR 033 – ID 490** NEW MOLECULAR TARGETS FOR PHOTOBIMODULATION OF WOUND HEALING IN HUMAN SKIN  
**Irene Castellano Pellicena**, Natallia Uzunbajakava, Mitchel Moolenaar, Bianca Raafs, Charles Mignon, Vladimir A. Botchkarev, M. Julie Thornton

**OR 034 – ID 536** NOVEL ANTIOXIDANT TRIPEPTIDE "ACQ" CAN PREVENT UV-INDUCED CELL DEATH AND PRESERVE THE NUMBER OF EPIDERMAL STEM CELLS  
**Kyoung-Chan Park**, Hye-Ryung Choi, Jung-Won Shin

**OR 035 – ID 777** DEVELOPMENT OF A PORCINE INFECTED NECROTIC WOUND MODEL  
**Adam Singer**, Jimmy Toussaint, Wontaek Chung, Peter Marino, Steve McClain, Lior Rosenberg

**OR 036 – ID 811** ACTIVATION OF THE GRANULATION TISSUE DERIVED CELLS WITH STEMNESS-RELATED PROPERTIES  
**Chunmeng Shi**

### Monday, Sept. 26<sup>th</sup> 02.00 pm – 05.00 pm HALL RAFFAELLO - Session 1D

*Co-Chairs: Elizabeth A. Ayello (USA), Corrado Maria Durante (Italy)*

**OR 055 – ID 287** DIABETIC LIMB SALVAGE THROUGH COMBINING PERCUTANEOUS ENDOVASCULAR REVASCLARIZATION WITH FREE FLAP RECONSTRUCTION  
**Honda Hsu**, Chieh-Chi Huang, Chih-Ming Lin

**OR 056 – ID 376** COMPARISON OF CLINICAL OUTCOMES OF PERCUTANEOUS TRANSLUMINAL ANGIOPLASTY ACCORDING TO THE SEVERITY OF ISCHEMIA IN THE DIABETIC FOOT  
Ki-Hyun Yoo, Seung-Kyu Han, **Ye-Na Lee**, Seung-Woon Rha, Eun-Sang Dhong, Woo-Kyung Kim

**OR 057 – ID 516** CONNEXIN43 AS A WOUND HEALING TARGET IN THE TREATMENT OF CHRONIC NEUROPATHIC DIABETIC FOOT ULCERS: A MULTICENTER, RANDOMIZED TRIAL  
**Gautam Ghatnekar**, Christina Grek, G.M. Prasad, Vijay Viswanathan, David Armstrong, Robert Gourdie

**OR 058 – ID 530** SURGICAL RECONSTRUCTION OF BONE AND SOFT TISSUE IN SEVERE INFECTED DIABETIC FOOT: A STAGED TREATMENT ALGORITHM.  
**Alexandre Leme Godoy-Santos**, Daniel Tassetto Amódio, Ana Lucia Lei Munhoz Lima, Teng Hsiang Wie, A. Pires

**OR 059 – ID 654** MICROSURGICAL RESURFACING OF DIABETIC FOOT ULCER, THE MOST FUNCTIONAL RECONSTRUCTION  
**Donghyeok Shin**, Hyojeong Shin

**OR 060 – ID 657** CLINICAL EVALUATION OF A NOVEL LOWER LIMB-DEDICATED DRESSING FOR NEGATIVE PRESSURE WOUND THERAPY (NPWT) IN THE MANAGEMENT OF WIDE POST-SURGICAL LESIONS OF THE DIABETIC FOOT (DF)  
**Elisabetta Iacopi**, Lorenza Abbruzzese, Chiara Goretti, Alberto Coppelli, Alberto Piaggese

**OR 061 – ID 683** DIABETIC FOOT SURGERY PERFORMED BY DIABETOLOGISTS IN A THIRD LEVEL CENTRE: RESULTS OF 15 YEARS OF ACTIVITY  
Chiara Goretti, **Elisabetta Iacopi**, Alberto Coppelli, Alberto Piaggese

**OR 062 – ID 687** CORD BLOOD PLATELET GEL: CLINICAL EXPERIENCE OF PISA CORD BLOOD BANK  
**Elisabetta Iacopi**, Mariacarla Iorio, Patrizia Urciuoli, Lorenza Abbruzzese, Fabrizio Scatena, Simonetta Pupella, Paolo Rebullia, Giancarlo Liumbruno, Alberto Piaggese

**OR 063 – ID 692** TREATMENT OF DFU WITH TMR IMPROVES THE QUALITY OF GRANULATION TISSUE  
Letizia Ferroni, Chiara Gardin, Maria Sambataro, Elisabetta Iacopi, Gloria Bellin, Chiara Goretti, Barbara Zavanil, **Alberto Piaggese**

**OR 064 – ID 785** ENDOVASCULAR REVASCLARIZATION FOR DIABETIC FOOT ULCER – EXPERIENCE OF A PORTUGUESE TERTIARY CENTRE  
**Silvia Da Silva**, João Vasconcelos, Miguel Maia, José Carlos Vidoedo, M. Jesus Dantas, João Almeida Pinto

- OR 065 – ID 972** IMPACT OF ENDOVASCULAR THERAPY AND AGGRESSIVE SURGICAL FOOT CARE AS LIMB SALVAGE IN DIABETIC FOOT WITH CRITICAL LIMB ISCHEMIA: INDIAN EXPERIENCE  
**Arun Bal**, Rajdeep Agrawal, Sanjay Vaidya, Samir Warty, Ganesh Shinde, Rajiv Wadhwa, Parag Adkar, Sachin Velhekar
- OR 066 – ID 47** RANDOMIZED CONTROLLED TRIAL EVALUATING HYDROPHOBIC DRESSINGS FOR THE PREVENTION OF SURGICAL SITE INFECTIONS IN WOMEN UNDERGOING CESAREAN SECTION  
**Pawel Stanirowski**, Magdalena Bizon, Krzysztof Cendrowski, Wlodzimierz Sawicki
- OR 067 – ID 83** USE OF CULTIVATED INVITRO EPIDERMAL ALLOGRAFT; A MEXICAN PRODUCT  
**Roberto Carlos Mares Morales**
- OR 068 – ID 228** RETROSPECTIVE COMPARATIVE STUDY BETWEEN CHLOROHEXIDINE ACETATE-SOAKED BACTIGRAS WITH DIALKYL CARBAMOYLCHLORIDE (DACC) AND FOAM DRESSINGS FOR SKIN GRAFT DONOR SITES  
**Hii Sun Jeong**, Jun Won Lee, Seong Hoon Park, In Suck Suh
- OR 069 – ID 913** IODOFORMIC GAUZE: A RETROSPECTIVE STUDY ON 623 PATIENTS  
**Roberto Brambilla**, Stefania Chiarenza, Sabina Terragni, Simone Toscano, Maria Castoldi, Lauro Davide Deotto
- OR 070 – ID 994** PORTABLE ELECTRO SPINNING DEVICE FOR WOUND DRESSING, IN VIVO FEASIBILITY ASSESSMENT  
**Moti Harats**, Biader Blal, Josef Haik
- OR 071 – ID 6** HYDROSURGERY DEBRIDEMENT COMBINED WITH SILVER ION AND NEGATIVE PRESSURE WOUND THERAPY FOR CUTANEOUS ANTHRAX: PILOT CLINICAL STUDY  
**Rui Shi**, Juan Li, Liang Liu, Enyu Zhou, Tianquan Li, Hong Fang, Zhen Dan
- OR 072 – ID 118** MEDIAN NERVE REPAIR BY INTERFASCICULAR SUTURES AND GROUP FASCICULAR SUTURES IN WRIST-CUT PATIENTS  
**Shigenobu Sakai**
- OR 073 – ID 758** FOUR CASES OF HAND RECONSTRUCTION USING SUPERFICIAL CIRCUMFLEX ILIAC ARTERY PERFORATOR (SCIP) FLAP  
**Miyuki Uehara**, Fumiaki Shimizu, Manami Kusatsu, Sekinori Munemoto, Miwako Ootari, Imin Go
- OR 074 – ID 816** TREATMENT OF TRAUMATIC COMPLEX WOUNDS. CLINICAL EXPERIENCE AND PROPOSAL OF AN ALGORITHM FOR LOWER LIMBS INJURIES  
**Thadeu Rangel**, Hugo Nakamoto, Dimas Milcheski, Marcus Castro, Rolf Gemperli
- OR 075 – ID 1190** A STUDY ON VARIOUS FACIAL INJURIES IN RELATION TO THE USAGE OF MOTORCYCLE HELMET  
**Nur Shazwani Farah Binti Mydin Siddik**, Normala Basiron, Shamala Durairajanayagam, Arman Zaharil Mat Saad, Shaik Farid Abdull Wahab
- OR 076 – ID 44** SACS 2.0: A REVISED VERSION OF THE ORIGINAL SACS SCALE PRESENTING A PROPOSAL FOR CLASSIFYING ALL PERISTOMAL SKIN LESIONS. RESULTS FOLLOWING A TWO-YEAR MULTI-CENTRE OBSERVATIONAL STUDY  
**Mario Antonini**, Gaetano Militello, Silvia Manfreda, Raimondo Arena, Stefano Veraldi, Stefano Gasperini

**Tuesday, Sept. 27<sup>th</sup> 08.00 am – 11.00 am HALL RENAISSANCE - Session 2A**

*Co-Chairs: Kenneth Liechty (USA), Teresa Oranges (Italy)*

- OR 077 – ID 26** COST EFFECTIVENESS OF ADDING CLOSTRIDIAL COLLAGENASE OINTMENT TO STANDARD OF CARE IN INDIVIDUALS WITH STAGE IV PRESSURE ULCERS  
**Marissa Carter**, Adrienne Gilligan, Curtis Waycaster, Kathleen Schaum
- OR 078 – ID 108** COST ANALYSIS OF ONE OF THE FIRST OUTPATIENT WOUND CLINICS IN THE NETHERLANDS  
**Armand Rondas**, Jos Schols, Ruud Halfens, Hazel Hull, Ellen Stobberingh, Silvia Evers
- OR 079 – ID 172** WOUND CARE EVIDENCE FOR LOW RESOURCE COMMUNITIES  
**Robin Watts**, Keryln Carville, Emily Haesler
- OR 080 – ID 213** ESTIMATING OF THE HEALTHCARE COSTS OF WOUND CARE IN IRELAND  
**Caroline Mcintosh**, Georgina Gethin, Paddy Gillespie, Laura Carter

- OR 081 – ID 496** THE CONSENSUS REVIEW IN THE MANAGEMENT OF NEGATIVE PRESSURE THERAPY IN THE MANAGEMENT OF OPEN ABDOMEN IN BRAZIL  
**Marcelo Augusto Fontenelle Ribeiro Jr.**

- OR 082 – ID 640** THE CLINICAL PATHWAY WOUND CARE IN HOSPITAL AND HOME CARE: THE BEST RESULTS ARE OBTAINED AT HOME PATIENT  
**Sara Sandroni**, Rossi Mirella

- OR 083 – ID 744** IMPROVING COSTS: BEST PRACTICE DOES MAKE ECONOMIC SENSE  
**Rosemary Kohr**

- OR 084 – ID 900** POINT PREVALENCE OF SURGICAL WOUND DEHISCENCE (SWD) IN COMMUNITY NURSING SERVICE PATIENTS IN PERTH, A RETROSPECTIVE COST ANALYSIS  
**Kylie Sandy-Hodgetts**, Keryln Carville, Gavin Leslie

- OR 085 – ID 1019** ROLE AND LEADERSHIP TO FACILITATE EFFECTIVE UTILISATION OF WOUND CARE RESOURCE TO REDUCE COST AND APPLY SAFE, TIMELY, EFFECTIVE, EFFICIENT, EQUITABLE, & PATIENT CENTERED (STEEEP) WOUND CARE SERVICE  
**Linda Helena Elizabeth Maria Haskins**

- OR 086 – ID 52** TREATING BIOFILM-ASSOCIATED INFECTION IN PATIENTS WITH DIABETIC ULCERS BY SURGICAL DEBRIDEMENT, SIMULTANEOUS MESHED SKIN GRAFTS, AND NEGATIVE PRESSURE DRESSINGS  
**Seung-Kyu Han**, Hi-Jin You, Jae-A Jung, Ye-Na Lee

- OR 087 – ID 282** INCREASED BACTERIAL BURDEN SUPPRESSES CELL PROLIFERATION IN HUMAN PRESSURE ULCER GRANULATION TISSUE  
**Tomoya Sato**, Takeshi Kurihara, Shigeru Ichioka

- OR 088 – ID 353** CELLULAR DEATH BY INFLAMMATION: THE KEY MECHANISM TO INHIBITION OF HEALING IN CHRONIC WOUNDS  
**Irena Pastar**, Olivera Stojadinovic, Andrew Sawaya, Robert Kirsner, Marjana Tomic-Canic

- OR 089 – ID 365** BIOFILM DETECTION BY WOUND BLOTTING CAN PREDICT SLOUGH DEVELOPMENT IN PRESSURE ULCERS: A RETROSPECTIVE OBSERVATIONAL STUDY  
**Gojiro Nakagami**, Gregory Schultz, Daniel Gibson, Priscilla Phillips, Aya Kitamura, Takeo Minematsu, Hiromi Sanada

- OR 090 – ID 729** IDENTIFYING INFECTION IN CHRONIC WOUNDS: A RETROSPECTIVE COHORT STUDY  
**Ranjani Somayaji**, James Elliott, Reneeka Persaud, Morgan Lim, Laurie Goodman, R. Gary Sibbald

- OR 091 – ID 898** MICROBIOME OF DIABETIC FOOT INFECTIONS  
**Matthew Malone**, Iain Gosbell, Hugh Dickson, Slade Jensen, Khalid Al Johani, Karen Vickery

- OR 092 – ID 262** SKIN DEFECTS AFTER SPINE SURGERY IN CHILDREN SUFFERING FROM SPINAL DYSRAPHISM  
**Nunzio Catena**, Flavio Becchetti, Antonio Andaloro, Filippo M. Senes

- OR 093 – ID 885** THE CLOWN THERAPY AS TOOL FOR PAIN MANAGEMENT IN PEDIATRIC PATIENTS: EXPERIENCE OF AN UNIVERSITY HOSPITAL  
**Francesco Uccelli**, Tiziana Del Carlo, Antonietta Oristano, Francesco Pisani, Marilena Prada, Monica Scateni, Federica Melani, Marco Romanelli, Manila Apostolo, Elisabetta Caboni, Silvia Dami, Sonia Leoni, Paola Gennai, Roberta Gennai, Erica Pagani, Claudia Pierotti, Alberta Puccinelli, Antonella Riccetti, Ilenia Serrini, Antonia Squarcella, Letizia Vallini, Luca Coccoli, Margherita Nardi, Sayla Bernasconi, Emanuela De Marco, Laura Luti, Gabriella Casazza, Maria Cristina Menconi

- OR 094 – ID 907** SKIN INVOLVEMENT IN CHILD ABUSE: THE EXPERIENCE OF AN ITALIAN TERTIARY LEVEL PAEDIATRIC HOSPITAL  
**Simone Pancani**, Enrico Pinzauti, Giorgio Persano, Stefano Masi, Alessandra Lodi, Stefania Losi

**Tuesday, Sept. 27<sup>th</sup> 08.00 am – 11.00 am HALL RAFFAELLO - Session 2B**

*Co-Chairs: Joyce M. Black (USA), Alessandro Scalise (Italy)*

- OR 095 – ID 25** REDUCING THE AMOUNT OF TISSUE OXYGENATION LOSS DURING NEGATIVE PRESSURE WOUND THERAPY IN DIABETIC FEET  
**Seung-Kyu Han**, Ye-Na Lee, Jae-A Jung



- OR 096 – ID 61** RECONSTRUCTION OF LARGE WOUNDS USING A COMBINATION OF NEGATIVE PRESSURE WOUND THERAPY AND PUNCH GRAFTING AFTER EXCISION OF ACRAL LENTIGINOUS MELANOMA ON THE FOOT  
Jimyung Seo, Jihee Kim, **Kyoung Ae Nam**, Zhenlong Zheng, Byung Ho Oh, Kee Yang Chung
- OR 097 – ID 142** ASSESSMENT OF THE COMPATIBILITY OF A NON-ADHERING DRESSING AND CNP FOAM DURING NPWT IN VITRO  
**Cornelia Wiegand**, Martin Abel, Stefanie Delange, Peter Ruth, Uta-Christina Hipler
- OR 098 – ID 163** WOUND MANAGEMENT WITH VARIABLE INTERMITTENT OR CONTINUOUS NEGATIVE PRESSURE WOUND THERAPY (NPWT): INTERIM RESULTS FROM A RANDOMISED CONTROLLED TRIAL  
**Martin Forlee**, Jeanne Nel, Judith Richardson, Alan Rossington, John Cockwill, Jennifer Smith
- OR 099 – ID 219** DOES THE USE OF INCISIONAL NEGATIVE PRESSURE WOUND THERAPY PREVENT MASTECTOMY FLAP NECROSIS IN IMMEDIATE EXPANDER-BASED BREAST RECONSTRUCTION?  
Dae Young Kim, **Ara Kim**, Jeong Tae Kim, Jai-Kyong Pyon
- OR 100 – ID 285** PEDIATRIC NEGATIVE PRESSURE WOUND THERAPY (PNPWT): DISCOVERING THE TRUTH THREE HUNDRED BABIES LATER  
Serena Crucianelli, Mario Zama, Sergio Filippelli, Guido La Rosa, **Guido Ciprandi**
- OR 101 – ID 311** INITIAL EXPERIENCE WITH INCISIONAL NEGATIVE PRESSURE WOUND THERAPY (INPWT) USING A NOVEL HIGH RISK-PATIENT SELECTION PROTOCOL  
**Pak Leung**, Mark Kaplan
- OR 102 – ID 357** PREVENTION OF SURGICAL WOUND INFECTION IN OBESE WOMEN UNDERGOING CAESAREAN SECTION: A RANDOMISED CONTROLLED TRIAL  
**Nana Hyldig**, Christina Vinter, Camilla Bille, Marie Kruse, Ronald Lamont, Jens Ahm Sorensen - Ole Mogensen, Lene Nyhøj Heidemann, Mette Holm Ibsen, Jacob Brink Laursen, Christina Rørbye, Per Glud Ovesen, Mette Honnens Tanvig, Jan Stener Joergensen
- OR 103 – ID 367** NPWT IN A PROTOCOL OF CARE EVALUATION  
**Marino Ciliberti**
- OR 104 – ID 368** PEDIATRIC INCISIONAL NEGATIVE PRESSURE WOUND THERAPY FOR POKET COMPLICATIONS INVOLVING CARDIAC IMPLANTABLE ELECTRONIC DEVICES  
Guido Ciprandi, Sergio Filippelli, Mario Zama, **Serena Crucianelli**, Antonio Amodeo
- OR 105 – ID 694** PREVENTING SURGICAL WOUND DEHISCENCE USING NEGATIVE-PRESSURE WOUND THERAPY: A FEASIBLE STRATEGY  
**Pedro Soler Coltro**, Jayme Adriano Farina Jr.
- OR 106 – ID 730** MANAGEMENT OF WOUND COMPLICATIONS AFTER BREAST RECONSTRUCTION BY FREE FLAP  
**Van den Bulck Rosine**
- OR 107 – ID 746** RANDOMIZED CONTROL TRIAL OF NEGATIVE PRESSURE WOUND THERAPY FOR HIGH RISK GROIN WOUNDS IN LOWER EXTREMITY REVASCLARIZATION  
**Kevin Lee**, Patrick Murphy, Luc Dubois, Guy Derose, Thomas Forbes, Adam Power
- OR 108 – ID 790** CLOSED INCISION NEGATIVE PRESSURE DRESSINGS: IMPROVED WOUND HEALING IN BREAST RECONSTRUCTION  
**Devinder Singh**, Luther Holton
- OR 109 – ID 857** V.A.C. VERA FLO™ INSTILLATION THERAPY: EXPERIENCE WITH 52 CASES  
Franco Bassetto, **Eleonora De Antoni**
- OR 110 – ID 916** NEGATIVE PRESSURE DRESSING AND DERMAL-EPIDERMAL GRAFTS IN CHRONIC WOUNDS  
**Roberto Brambilla**, Stefania Chiarenza, Sabina Terragni, Antonio Patanè, Stefano Annesi-Aimone Bertolini
- OR 111 – ID 1007** EFFICACY OF “PICO” NEGATIVE PRESSURE WOUND THERAPY (NPWT) VERSUS TRADITIONAL DRESSING FOR THE TREATMENT OF POSTOPERATIVE WOUND CARE MANAGEMENT IN HIP AND KNEE REVISION SURGERY: A RANDOMIZED CONTROLLED TRIAL  
**D. Luciani**, A. Mazzotti, P. Capra, S. Giannini

**OR 112 – ID 705** USE OF NEGATIVE PRESSURE WOUND THERAPY AS A BRIDGE FOR DETERMINATION OF ADEQUACY OF TUMOUR MARGINS IN EXTENSIVE SQUAMOUS CELL SKIN CARCINOMAS BEFORE RECONSTRUCTIVE SURGERY  
**Fabio Busnardo**, Marcelo Olivan, Thadeu Rangel, Victor Grillo, Pedro Coltro, Rolf Gemperli

**OR 113 – ID 331** WOUNDS AS A PROGNOSTIC FACTOR IN PATIENTS WITH ADVANCED ILLNESS  
**Vincent Maida**, Jason Corban

**OR 114 – ID 888** NON-NEOPLASTIC PEDIATRIC PALLIATIVE WOUND CARE  
Guido Ciprandi, Sergio Giuseppe Picardo, Enrico Castelli, Andrea Dotta, **Mario Zama**

**Tuesday, Sept. 27<sup>th</sup> 02.00 pm – 06.00 pm HALL RAFFAELLO - Session 2C**

*Co-Chairs: Giovanni Mosti (Italy), Gulnaz Tariq (UAE)*

**OR 115 – ID 191** MULTIVARIATE BIOMARKERS FOR PERSONALIZED PRESSURE ULCER PREVENTION IN SPINAL CORD INJURY  
**Kath Bogie**, Nannette Alvarado, Kristi Henzel, Maryann Richmond, John Mcdaniel, Jennifer Graebert, Tykie Theofilos

**OR 116 – ID 194** PRESSURE ULCER WOUND AUDIT (PUWA)  
Isabelle Smith, **Susanne Coleman**, Sarah Brown, Lyn Wilson, Jane Nixon

**OR 117 – ID 195** SURVEY OF METHODOLOGICAL APPROACHES FOR PRESSURE ULCER MONITORING  
**Susanne Coleman**, Isabelle Smith, Jane Nixon, Lyn Wilson, Sarah Brown

**OR 118 – ID 214** CONSENSUS PRIORITIES FOR PRESSURE INJURY RESEARCH  
**Emily Haesler**, Robin Watts, Keryln Carville

**OR 119 – ID 272** WOUND HEALING OF PRESSURE ULCER IN THE RAT HEEL SKIN INDUCED BY TRANSECTION OF BILATERAL SCIATIC NERVES  
**Daijiro Haba**, Takamitsu Arakawa, Akinori Miki

**OR 120 – ID 312** HARNESSING BIOINFORMATICS TO PROVIDE INDIVIDUALIZED PRESSURE ULCER PREVENTION PLANNING BASED ON CLINICAL PRACTICE GUIDELINE PRIORITIZATION  
**Kath Bogie**, Gq Zhang, Jiayang Sun, Kristi Henzel, Maryann Richmond, Monique Washington, John Mcdaniel, Jennifer Graebert, Tykie Theofilos

**OR 121 – ID 450** PATIENT-SPECIFIC REGIONALIZATION FOR FOOT PRESSURE ULCER PREVENTION  
**Vincent Luboz**, Antoine Perrier, Marek Bucki, Francis Cannard, Eric Champion, Nicolas Vuillerme, Yohan Payan

**OR 122 – ID 453** “STRAIN CLUSTERS” ANALYSIS TO CHARACTERIZE THE RISK OF PRESSURE ULCER: APPLICATION TO HEEL ULCERS  
Antoine Perrier, **Vincent Luboz**, Marek Bucki, Francis Cannard, Eric Champion, Nicolas Vuillerme, Yohan Payan

**OR 123 – ID 470** EVALUATION OF THE EFFECT OF CATHODAL ELECTRICAL STIMULATION ON THE HEALING OF PRESSURE ULCERS AND ON PERIWOUND SKIN BLOOD FLOW IN PERSONS WITH CENTRAL NERVOUS SYSTEM INJURIES  
**Anna Polak**

**OR 124 – ID 539** EFFECTS OF A PROTOCOL FOR PREVENTION AND TREATMENT OF INCONTINENCE ASSOCIATED DERMATITIS THE NEUROLOGIC PATIENTS WITH FECAL INCONTINENCE  
**Yun Jin Lee**, Hee Jung Kim

**OR 125 – ID 545** EXPLORING PRESSURE AND BODY POSITIONING: A PILOT EVALUATION AMONG CRITICALLY ILL PATIENTS  
**Fiona Coyer**, Michele Clark, Peter Slattery, Peter Thomas, Greg Mcnamara, Mohsina Khatun, Chris Edwards, Jessica Ingleman, John Stephenson, Karen Ousey

**OR 126 – ID 582** DIFFERENTIATION PROTECTS AGAINST MUSCLE CELL INJURY, IN AN IN VITRO MODEL OF PRESSURE ULCERS OF MUSCLE  
Julia Jenkins, Jiaying Fong, **Lisa Tucker-Kellogg**

- OR 127 – ID 642** SWAB CULTURE IS NOT PREDICTIVE OF ETIOLOGY OF INFECTION IN PRESSURE ULCERS: RESULTS FROM A PROSPECTIVE EXPERIENCE ON PATIENTS WITH SPINE CORD INJURIES  
**Sara Tedeschi**, Rossella Sgarzani, Luca Negosanti, Donatella Brillanti Ventura, Rita Capirossi
- OR 128 – ID 656** USEFULNESS OF MAGNETIC RESONANCE IN THE DIAGNOSIS OF OSTEOMYELITIS IN PATIENTS WITH SPINAL CORD INJURY (SCI) AND PRESSURE ULCERS  
**Luca Negosanti**, Rossella Sgarzani, Sara Tedeschi, Micaela Battilana, Rita Capirossi, Luca Gaiani, Donatella Brillanti Ventura
- OR 129 – ID 771** CAN XSENSOR FORSITE PT FACILITATE PATIENTS AND CARERS DECISION MAKING IN PRESSURE ULCER PREVENTION IN THE COMMUNITY USING CONTINUOUS PRESSURE MONITORING  
**Nicci Aylward-Wotton**, Bridie Kent
- OR 130 – ID 814** MONTECATONE REHABILITATION INSTITUTE SURGICAL PROTOCOL OF TREATMENT FOR PATIENTS WITH SPINAL CORD INJURY (SCI) AND PRESSURE ULCERS  
**Battilana Micaela**, Siriana Landi, Rossella Sgarzani, Luca Negosanti, Alba Borriello, Luca Spallone, Sara Tedeschi
- OR 131 – ID 820** IS PAIN A PREDICTOR OF PRESSURE ULCER DEVELOPMENT AT PATIENT AND SKIN SITE LEVELS?  
**Isabelle Smith**, Sarah Brown, Jane Nixon
- OR 132 – ID 270** NASAL PRESSURE NECROSIS IN NEONATES SUBMITTED TO CONTINUOUS POSITIVE AIRWAY PRESSURE (NCPAP). PREVENTION AND PROPER MANAGEMENT  
**Guido Ciprandi**, Serena Crucianelli, Tiziana Sciannameo, Gaetano Ciliento, Mario Zama
- OR 133 – ID 494** ANALYSIS OF TURKISH DIABETIC FOOT ULCER PATIENTS' HEALTH RELATED QUALITY OF LIFE IN RELATION TO OTHER VARIABLES  
**Gülçin Cihandide Ayalp**, Ercan Cihandide, Deniz Yahçi, Ayise Karadağ
- OR 134 – ID 804** CLINICAL PATHWAY HOSPITAL TERRITORY FOR THE PATIENTS BEARER OF INJURY TO CHRONIC LOWER IN TREATMENT PROSTANOID: EXPERIENCE OF A HEALTH  
Sereni Paolo, Bellandi Guido, **Mascalchi Morena**, Rossi Mirella, Sandroni Sara
- OR 135 – ID 846** FUNCTIONAL IMPROVEMENT IN PERI-ORAL SCLERODERMIA BY FAT GRAFTING  
**Vincenzo Vindigni**, Franco Cozzi, Michela Rizzo, Luca Lancerotto, Franco Bassetto
- OR 136 – ID 874** DIABETIC FOOT OFFLOADING: A COMPLEX ASSESSMENT  
**Fabrizia Toscanella**, Vinicio D'annunzio, Corrado Maria Durante, Gennaro Chiarolanza, Giampiero Bromuro, Lorenzo Valesini
- OR 137 – ID 879** QUALITY OF LIFE OF PATIENTS WITH COMPLEX WOUNDS  
**Sandra Marina Gonçalves Bezerra**, Wanderson Ferreira Silva, Raquel Rodrigues Dos Santos, Yamada, Beatriz Farias Alves, Tamires Barradas Cavalcante Cavalcante, Vanessa Caminha Aguiar Lopes, Sarah Nilkece Mesquita De Araújo Araújo, Lídy Tolsteno Nogueira
- OR 138 – ID 927** SKILLS, KNOWLEDGE, AND LIFE EXPERIENCE: REALISING THE POTENTIAL OF THE OLDER VOLUNTEER IN A WOUND CARE SETTING  
**Ellie Lindsay**
- OR 139 – ID 742** IMPACT OF AN INTERPROFESSIONAL HOME CARE WOUND ASSESSMENT TEAM  
**R. Gary Sibbald**, James Elliott, Morgan Lim, Persaud Reneeka, Laurie Goodman, Patricia Coutts, Laura Lee Kozody, Ranjani Somayaji
- OR 140 – ID 253** CANCELLED
- OR 141 – ID 538** ANALYSIS OF THE MECHANISM OF COMPLETE CUTANEOUS REGENERATION IN FETAL MICE USING LAZER MICRODISSECTION AND MICROARRAY  
**Sayaka Koide**, Ayano Kubo, Keisuke Okabe, Noriko Aramaki-hattori, Shigeki Sakai-Hideko Kanazawa, Kazuo Kishi
- OR 142 – ID 540** ACTIN CABLE DISAPPEAR DURING THE TRANSITION OF MICE FETAL CUTANEOUS WOUND HEALING IN UTERO  
**Ayano Kubo**, Sayaka Koide, Keisuke Okabe, Noriko Aramaki-Hattori, Shigeki Sakai, Hideko Kanazawa, Kazuo Kishi
- OR 143 – ID 560** POSTOPERATIVE SCAR EDGE CONTROLLED TENSION AFTER SKIN RESECTION  
**Luc Téot**, Florian Boissiere, Farid Bekara, Christian Herlin, Sergiu Fluieraru

- OR 144 – ID 808** A RANDOMISED COMPARATIVE TRIAL ON THE EFFECTS OF SHOCKWAVE-THERAPY IN BURN SCARS  
**Mieke Anthonissen**, Peter Moortgat, Jill Meirte, Cynthia Lafaire, Lieve De Cuyper, Koen Maertens

**Wednesday, Sept. 28<sup>th</sup> 08.00 am – 11.00 am HALL RENAISSANCE - Session 3A**

*Co-Chairs: Michael Clark (UK), Battistino Paggi (Italy)*

- OR 145 – ID 173** FREE PERIVASCULAR TISSUE FLAP FOR SMALL SOFT TISSUE DEFECTS  
**Ken Matsuda**, Hiroshi Oyamatsu, Yoriko Nakajima, Ryoko Watanabe
- OR 146 – ID 302** RECONSTITUTION OF FULL-THICKNESS SKIN BY MICRO SKIN COLUMN GRAFTING  
**Joshua Tam**, Ying Wang, Linh Vuong, Jeremy Fisher, William Farinelli, Rox Anderson
- OR 147 – ID 546** LEUKOCYTE-PLATELET RICH FIBRIN MEMBRANE (L-PRF); NOVEL ALTERNATIVE FOR SOFT TISSUE GRAFT  
**Nelson R. Pinto**, Diego Pinto, David Astudillo, José Alzérrec, Yannick Spaey
- OR 148 – ID 566** SPLIT THICKNESS SKIN GRAFTING ON LARGE SIZED ULCER OF LOWER LEG UNDER LATERAL FEMORAL CUTANEOUS, FEMORAL AND SCIATIC NERVE BLOCK  
**Chan Kang**, Chang-Kyun Noh, Ho-Seok Lee, Chang-Hyun Yoo, Min-Gu Jang, Jae-Won Lee
- OR 149 – ID 614** NEGATIVE PRESSURE WOUND THERAPY TO SECURE SKIN GRAFTS IN ANATOMICALLY DIFFICULT BODY REGIONS  
**Flavio Marques Nogueira**, Cesar Isaac, Marcus Castro Ferreira
- OR 150 – ID 641** USEFULNESS OF ULTRASOUND-GUIDED NERVE BLOCK FOR SKIN GRAFT IN FOOT, ANKLE AND LOWER LEG  
**Chan Kang**, Chang-Kyun Noh, Chang-Hyun Yoo, Ho-Seok Lee, Min-Gu Jang, Jae-Won Lee
- OR 151 – ID 715** MICRO-FRAGMENTED ADIPOSE TISSUE AND BLOOD PLASMA-BASED HYDROGELS FOR EXTENSIVE SKIN INJURIES  
**Robert Christy**, Shanmugasundaram Natesan, Randolph Stone Ii, Anders Carlsson, John Fletcher, Rodney Chan
- OR 152 – ID 759** INTEGRA AND SKIN AUTOGRAFT COVERAGE IN A SINGLE SURGICAL TIME  
**Jose Cordova-Orrillo**, Ruth Lobaton-Rosas
- OR 153 – ID 889** NO BONE RECONSTRUCTION FOR COVERAGE OF COMPLEX SKULL DEFECTS IN CHILDREN USING A DERMAL REGENERATION TEMPLATE  
Guido Ciprandi, Luigino Santecchia, **Mario Zama**
- OR 154 – ID 896** USE OF EPIDERMAL SKIN GRAFTING AND NON-ADHERENT SILICONE DRESSINGS IN PATIENTS WITH COMPLEX WOUNDS: A CASE SERIES  
**Animesh Bhatia**
- OR 155 – ID 919** ROLE OF HUMAN PLASMA-BASED MATRIX RELEASED FACTORS IN THE IMPROVEMENT OF EPIDERMAL SUBSTITUTE ENGRAFTMENT  
M. Alexaline, M. Nivet, A. Zuleta, T. Leclerc, E. Bey, P. Duhamel, B. Coulomb, J.J. Lataillade, **M. Trouillas**
- OR 156 – ID 1052** KEEP IT SIMPLE! REPLACEMENT OF COMPLEX PLASTIC SURGERY IN SOFT TISSUE DEFECTS BY DERMAL SUBSTITUTE MATRIDERM®  
**Markus Öhlbauer**, Britta Wallner
- OR 157 – ID 20** PATHOLOGIC PATENCY ANALYSIS OF THE DESCENDING BRANCH OF THE LATERAL FEMORAL CIRCUMFLEX ARTERY IN HEAD AND NECK RECONSTRUCTION  
**Hwan Jun Choi**
- OR 158 – ID 21** CANCELLED
- OR 159 – ID 22** CANCELLED
- OR 160 – ID 377** MID- AND LONG-TERM RESULTS OF PATENCY IN SIDE-TO-END LYMPHATIC VENOUS ANASTOMOSIS FOR TREATMENT OF UPPER LIMB LYMPHEDEMA  
**Jiro Maegawa**, Shinobu Matsubara, Taro Mikami

- OR 161 – ID 393** VASCULAR PYTHIOSIS OF THE LEG IN CHIANG MAI UNIVERSITY THAILAND: TEN YEARS' EXPERIENCE  
Termpong Reanpang, Saranat Orrapin, Supapong Arworn, **Kittipan Rerkasem**
- OR 162 – ID 555** THE EFFECTIVENESS OF FREE FLAP TRANSFER IN PATIENTS WITH RUTHERFORD CLASS 6 CRITICAL LIMB ISCHEMIA  
**Norihiko Ohura**, Shien Seike, Tomoya Sato, Masahide Furukawa, Kiyonori Harii
- OR 163 – ID 861** INTRAVENOUS SULODEXIDE PROMOTES WOUND HEALING IN CHRONIC VENOUS ULCERS  
**Nora Lecuona**, Teresa Casares, Marlon Lacayo, Pedro Cordiva
- OR 164 – ID 984** EVALUTATION AND REVIEW OF THE CLINICAL PRACTICE OF VASCULAR ULCERS IN ANGIOLOGY  
**G. Avruscio**, L. Cacco, M. Scomparin, C. Tonello, G. Camporese, O. Scarpazza, F. Nalin, G. Salmistraro, N. Griggio, R. Martini, P. Zulian, M. Bettella, E. Baracco, S. Morandin, G. Abatangelo
- OR 165 – ID 1036** THE ROLE OF COMPRESSION IN PHLEBOLOGY – FROM EDEMA TO ULCER: THE UIP CONSENSUS CONCLUSIONS  
**Angelo Scuderi**
- OR 166 – ID 1037** THE COMPRESSION IN PHLEBOLOGY AND LYMPHOLOGY: BRAZIL EXPERIENCE  
**Angelo Scuderi**
- OR 166b – ID 1193** ENHANCEMENT OF WOUND HEALING IN RECONSTRUCTIV PLASTIC SURGERY: POTENTIAL ROLE OF VENOUS MICROVESSELS  
**Debrecezen Béla Zoltán**

**Wednesday, Sept. 28<sup>th</sup> 08.00 am – 11.00 am HALL RAFFAELLO - Session 3B**

*Co-Chairs: Paulo Alves (Portugal), Raj Mani (UK)*

- OR 167 – ID 914** STROMAL MONONUCLEAR CELLS AND CHRONIC ULCERS: OUR EXPERIENCE  
**Roberto Brambilla**, Stefania Chiarenza, Sabina Terragni, Simone Toscano, Giuseppina Gagliano, Andrea Frigerio
- OR 168 – ID 936** SKIN SUBSTITUTES STIMULATE IN VITRO ANGIOGENESIS VIA THE EPIDERMAL COMPARTMENT  
**H.N. Monsuur**, E.M. Weijers, P. Koolwijk, S. Gibbs, L.J. Van den Broek
- OR 169 – ID 938** INTRODUCTION OF HAIR NEOPAPILLAE INTO TISSUE-ENGINEERED SKIN  
**L.J. Van den Broek**, M. Thon, B. Atac, G. Lindner, U. Marx, S. Gibbs
- OR 170 – ID 964** MICROMANAGING SKIN REPAIR  
**David Leavesley**, Thi Trang Than, Dominic Guanzon, Lucas Wager
- OR 171 – ID 427** DEHISCED WOUNDS: A COMBINED THERAPY TO SHORTEN THE HEALING TIME  
Massimo Campioni, Giampiero Bromuro, Gennaro Chiarolanza, Gaetano Manfredi, Alessandra Luzi, Benedetta Colasanti, Marilena Palma, Maurizio Pisapia, **Corrado Maria Durante**
- OR 172 – ID 471** MANAGEMENT OF FOURNIER'S GANGRENE NON-HEALING WOUNDS BY AUTOLOGOUS SKIN MICRO-GRAFTS BIOTECHNOLOGY: A NEW RAISING TECHNIQUE  
Elisabetta Adelaide Baglioni, **Andrea Parisi**, Ambra Frenello, Luca Spaziante Maria Alessandra Bocchiotti
- OR 173 – ID 518** 3D PRINTED PATIENT SPECIFIC ABSORBABLE MESH IMPLANT: CLINICAL APPLICATION IN CRANIOFACIAL RECONSTRUCTION  
Jong-Won Rhie, **Hyun Ho Han**, Yoon Jae Lee, Suk Ho Moon, Deuk Young Oh
- OR 174 – ID 634** AUTOLOGOUS BLOOD CLOTS AS BIOSCAFFOLDS AND THERAPEUTIC DELIVERY SYSTEMS  
Branden Casey Lovell Brown, Javin Pierce, **Deborah Mck. Ciombor**
- OR 175 – ID 717** A POINT OF CARE FREEZE-DRIED PEGYLATED-BLOOD PLASMA HYDROGEL FOR IMPROVED BURN WOUND REGENERATION  
**Robert Christy**, Randolph Stone li, Shanmugasundaram Natesan
- OR 176 – ID 739** DECREASE IN HOSPITAL STAY WITH THE USE OF CULTIVATED KERATINOCYTES IN SECOND DEGREE BURNS IN A PAEDIATRIC UNIT.  
**Marcial Perez Dosal**, Marcia Rosario Perez Dosal, Ana Cristina Hernandez Daly

- OR 177 – ID 844** IN VIVO REGENERATION OF MICROVASCULAR PEDICLE  
**Vincenzo Vindigni**, Sandro Lepidi, Barbara Zavan, Paola Brun, Franco Bassetto, Giovanni Abatangelo
- OR 178 – ID 845** SUCCESSFUL RECELLULARIZATION OF HUMAN TENDON SCAFFOLDS USING ADIPOSE-DERIVED MESENCHYMAL STEM CELLS  
**Vincenzo Vindigni**, Tiziana Martinello, Luca Lancerotto, Marco Patruno, Franco Bassetto
- OR 179 – ID 851** MICROSURGICAL APPLICATION OF DECELLULARIZED HUMAN SMALL CALIBER VESSEL IN RABBIT EXPERIMENTAL MODEL  
**Alex Pontini**, Vincenzo Vindigni, Martina Sfriso, Andrea Porzionato, Franco Bassetto
- OR 180 – ID 862** DECELLULARIZED HUMAN SKELETAL MUSCLE AS BIOLOGIC SCAFFOLD FOR REGENERATIVE SURGERY IN AN EXPERIMENTAL RABBIT MODEL  
**Alex Pontini**, Vincenzo Vindigni, Martina Sfriso, Andrea Porzionato, Raffaele De Caro, Franco Bassetto
- OR 181 – ID 336** GUIDELINE FOR THE MANAGEMENT AND TREATMENT OF SEVERE EXTRAVASATION IN CHILDREN  
Charlie W. Beetham, **Guido Ciprandi**, Serena Fondi, Martina Nazzarri, Serena Crucianelli, Mario Zama
- OR 182 – ID 659** TRANSPLANTED MESENCHYMAL STEM CELLS ARE EFFECTIVE FOR SKIN REGENERATION IN ACUTE CUTANEOUS WOUNDS OF PIG  
**Hiroko Ochiai**, Kazuo Kishi, Akihiro Umezawa
- OR 183 – ID 962** PROTEOME-SCALE QUANTIFICATION OF WOUND FLUID FOR THE INVESTIGATION OF WOUND REPAIR PROCESSES AND BIOMARKER DISCOVERY  
Daniel Broszczak, James Broadbent, Dayle Sampson, Tony Parker, **Zee Upton**
- OR 184 – ID 17** TIMES TAKEN FOR THE MAXIMUM INCREASE IN OXYGENATED HEMOGLOBIN LEVEL IN CALF MUSCLE AS A PREDICTOR OF POST-THROMBOTIC SYNDROME IN PATIENTS WITH A FIRST EPISODE OF DEEP VEIN THROMBOSIS  
**Takashi Yamaki**, Yuki Hasegawa, Atsuyoshi Osada, Hiroyuki Sakurai
- OR 185 – ID 338** TRANSCUTANEOUS OXIMETRY, TOOL FOR PREDICTING RISK PATIENTS?  
**Mirna Žulec**, Zrinka Puharić

**Wednesday, Sept. 28<sup>th</sup> 02.00 pm – 06.00 pm HALL RAFFAELLO - Session 3C**

*Co-Chairs: Stefano Gasperini (Italy), Rosine van den Bulck (Belgium)*

- OR 186 – ID 923** BIOACTIVE LOADED MICROSPHERE INCORPORATED INTO MULTIPHASE HYDROGEL FOR ENHANCED WOUND HEALING  
**Deependra Singh**, Manju Singh
- OR 187 – ID 924** DEVELOPMENT AND CHARACTERIZATION OF MULTIPHASE HYDROGEL FOR WOUND HEALING  
**Rajendra Jangde**, Deependra Singh
- OR 188 – ID 925** PREPARATION AND IN VITRO CHARACTERIZATION OF NANOPARTICLE INCORPORATED HYDROGEL FOR THE WOUND HEALING APPLICATION  
**Rajni Kant Panik**, Manju Singh, Deependra Singh
- OR 189 – ID 926** TRITERPENOID-LOADED NOVEL DELIVERY SYSTEM REDUCE INFLAMMATION AND IMPROVE HEALING IN DIABETIC RAT  
**Satish Patel**, Manju R. Singh, Deependra Singh
- OR 190 – ID 929** EPITHELIUM REGULATES CONNECTIVE TISSUE WOUND HEALING MEDIATED BY FOXO1  
**Dana Graves**, Chenying Zhang, Jason Lim
- OR 191 – ID 268** PERIPHERAL BLOOD PARAMETERS AS NOVEL PREDICTORS OF POSTOPERATIVE WOUND HEALING FAILURE IN HEAD AND NECK RECONSTRUCTION  
**Yoko Maruyama**, Keita Inoue, Keita Mori, Ryo Shimamoto, Tetsuro Onizuka, Mutsumi Okazaki, Masahiro Nakagawa



- OR 192 – ID 369** SURVEY RESULTS FOR “D+WOUND SOLUTION” – NEW MOBILE APPLICATION FOR EASY AND EFFICIENT WOUND ASSESSMENT  
**A-Young Lee**, Young Joon Jun, Whan Jun Choi, Joon Pio Hong, Ji Hyeon Hwang, Hoon Kim, Tae Gon Kim, Hyo Bo Lee, Tae Suk Oh, Hyun Woo Shin, Hyun Suk Suh, Donghyeok Shin
- OR 193 – ID 556** PEROXIDASE ACTIVITY DURING WOUND HEALING  
**Aya Kitamura**, Takeo Minematsu, Gojiro Nakagami, Shin-Ichi Ikeda, Hiromi Sanada
- OR 194 – ID 1189** NEW PRACTICAL WOUND CARE GUIDELINE-DIRECT-CODING  
**Jun Young Joon**
- OR 195 – ID 870** BIOFILMS, COMPARISON OF TWO METHODS OF WOUND SWABBING  
**Daniela Chrysostomou**
- OR 196 – ID 877** MAPPING THE CHRONIC WOUND USING HANDHELD BACTERIAL AUTOFLUORESCENCE (BAF) TO IDENTIFY A SUBGROUP WHICH MAY BE AT INCREASED RISK OF INFECTION POST SHARP DEBRIDEMENT  
**Stephan Landis**
- OR 197 – ID 1192** THERAPEUTIC MAGNETIC RESONANCE TMR® IN HEALING CHRONIC WOUNDS STUCK IN INFLAMMATORY PHASE: A CLINICAL CASE STUDY  
**Fabio Romagnoli**, G. Palmonella, C. Gatti
- OR 198 – ID 32** OUTCOMES FOR THE SURGICAL APPROACH TO WOUND HEALING  
**Paul Kim**, Christopher Attinger, John Steinberg, Karen Evans
- OR 199 – ID 305** PRACTICAL MANAGEMENT OF CHRONIC WOUNDS WITH TLC-NOSF DRESSINGS: AN EVALUATION BASED ON MORE THAN 13 000 WOUNDS TREATED BY FRENCH AND GERMAN HEALTH PROFESSIONALS  
**Jean-charles Kerihuel**, Sylvie Meaume, Karl-Christian Mütter
- OR 200 – ID 423** CANCELLED
- OR 201 – ID 534** NATURAL GUIDED REGENERATION WITH L-PRF IN THE TREATMENT OF CHRONIC WOUNDS REFRACTORY TO STANDARD THERAPY  
**Nelson R. Pinto**, Yelka Zamora, Diego Pinto, Gregor Pinto
- OR 202 – ID 770** AUTOLOGOUS PLATELET-RICH PLASMA IS A SAFE AND EFFICIENT METHOD TO PROMOTE WOUND HEALING IN A CLINICAL WOUND UNIT  
Marta Ferrer-Sola, **Marta Otero-Vinas**, Helena Sureda-Vidal, Joan Espauella-Panicot
- OR 203 – ID 806** PLATELET-RICH PLASMA AND THE ULCER TREATMENT WITH VARIOUS APPLICATIONS  
**Kenji Kusumoto**, Saoshi Fukuda, Yoshikazu Miyake, Naoki Morimoto, Natsuko Kakudo, Tsunetaka Ogura, Tomoya Hara, Rina Koseki
- OR 204 – ID 971** NEW TREATMENT OPTIONS FOR INFECTED CHRONIC IMPLANTS WITH COLD ATMOSPHERIC PLASMA  
**H. Roterling**, H. Welp, J. Sindermann, S. Martens
- OR 205 – ID 977** EFFICACY OF MICROCURRENT AS AN ADJUNCT THERAPY IN THE TREATMENT OF CHRONIC WOUNDS  
**K.R. Harikrishna**
- OR 206 – ID 1141** DEMENTIA AND CHRONIC WOUNDS  
**Piero Sereto**, Erica Bisio, Bruciat Najda Chiadò
- OR 207 – ID 339** CHRONIC WOUNDS AND NUTRITION: CONFIDENCE OF HEALTH PROFESSIONALS IN THEIR KNOWLEDGE AND ABILITIES  
**Claire Nelson**, Banks Merrilyn, Mary Hannan-Jones, Kathleen Finlayson
- OR 208 – ID 16** LOWER LIMBS WOUNDS: FROM RECONSTRUCTIVE SURGERY TO PARA-SURGICAL APPROACH, THROUGH THE USE OF INNOVATIVE MEDICAL DEVICES  
**Silvio Abatangelo**, Piero Di Giuseppe
- OR 209 – ID 329** CLINICAL EFFECTIVENESS OF ELECTRIC STIMULATION THERAPY FOR PEOPLE WITH VENOUS LEG ULCERS WHO ARE UNABLE TO TOLERATE COMPRESSION THERAPY  
Terry Swanson, **Charne Miller**, William Mcguiness, Sean Wilson, Kristin Cooper, Neil Piller, Donna Rooney, Michael Woodward

- OR 210 – ID 358** VENOUS LEG ULCER RISK ASSESSMENT APPLICATION (V-LURA): RAPID IDENTIFICATION OF HIGH RISK PATIENTS  
Helen Edwards, Christina Parker, **Kathleen Finlayson**
- OR 211 – ID 386** CONTACT SENSITIZATIONS IN PATIENTS WITH CHRONIC LEG ULCERS  
**Cornelia Erfurt-Berge**, Johannes Geier, Vera Mahler
- OR 212 – ID 399** RELATIONSHIP BETWEEN RESULTS OF ENDOVASCULAR THERAPY AND WOUND HEALING PROCESS IN PATIENTS WITH CRITICAL LIMB ISCHEMIA  
**Taro Fukuta**, Rica Tanaka, Makiko Kado, Hiroshi Tamura, Hiroshi Mizuno
- OR 213 – ID 905** METABOLIC PROFILING OF CHRONIC VENOUS ULCER WOUND FLUID FOR DISCOVERING PROGNOSTIC BIOMARKERS IN VENOUS ULCERATION  
**Konstantina Spagou**, Rahul Velineni, Michael Kyriakides, Manjit Gohel, Marielle Bouschbacher, Serge Bohbot, Elaine Holmes, Alun Davies
- OR 214 – ID 933** RISK FACTORS ASSOCIATED WITH VENOUS ULCERS IN A CANADIAN POPULATION  
**Gary K. Yang**, Ahmed Kayssi, Andrew D. Dueck, Afsaneh Alavi
- OR 215 – ID 965** LONGITUDINAL QUANTITATION OF ANTI- AND PRO-INFLAMMATORY CYTOKINES IN WOUND FLUID SAMPLES OBTAINED FROM HEALING AND NON-HEALING CHRONIC LEG ULCERS  
**Dario Stupar**, Melissa Fernandez, Rachael Murray, Gary Shooter, Kathleen Finlayson, Zee Upton
- OR 216 – ID 1049** HARD-TO-HEAL LEG ULCERS TREATED BY PORCINE DERMAL SUBSTITUTE  
**Giovanni Mosti**, Vincenzo Mattaliano
- OR 217 – ID 1194** HIGH FREQUENCY ULTRASOUND IN WOUND HEALING  
**Valentina Dini**



Session 8

# POSTER LIST



## Poster List

### ADJUVANT THERAPY

- PO001 – ID 993** EFFECTS OF PULSED ELECTROMAGNETIC FIELD VERSUS LOW LEVEL LASER THERAPY ON COLONY COUNT ON VENOUS ULCERATION  
**Nessrien Afify Abed Ej Rashed**, Ahmed Saeed, Ahmed Kenawy
- PO002 – ID 1040** CLINICAL EXPERIENCES IN CHRONIC ULCER TREATMENT WITH LOW-FREQUENCY ULTRASOUND DEBRIDEMENT AND HYPERBARIC OXYGEN THERAPY  
**Flor Alba Alarcón Nieto**
- PO003 – ID 831** PILOT STUDY OF SORBADERM NON STING BARRIER FILM IN RADIOTHERAPY SKIN INDUCED REACTIONS  
**Audrey Scott**
- PO004 – ID 725** SCARS TREATMENT WITH COMBINED REGENERATIVE TECHNIQUES WITH FRACTIONAL CO2 LASER, FAT GRAFTING AND PERCUTANEOUS APONEUROTOMY  
Paolo Bonan, Nicola Bruscano, Michela Troiano, Emiliano Schincaglia, **Bassi Andrea**
- PO005 – ID 711** HIGH FREQUENCY AND LOW INTENSITY ELECTROMAGNETIC WAVES IN SKIN ULCER TREATMENT. PILOT STUDY  
**Carlo Braga**, Ornella Forma
- PO006 – ID 498** TOPICAL APPLICATION OF LIDOCAINE REDUCES LOCAL PAIN DURING DEBRIDEMENT PROCEDURE OF DIGITAL ULCERS IN SISTEMIC SCLEROSIS  
**Francesca Braschi**, Laura Rasero, Guya Piemonte, Ginevra Fiori, Guiducci Serena, Francesca Bartoli, Marco Matucci Cerinic
- PO007 – ID 457** CLINICAL USE OF A COMPOUND (OZOILE, MALALEUCA ALTERNIFOLIA, HYALURONIC ACID, CURRANT NERORUSCO, MARIGOLD AND HORSETAIL) FOR THE PROTECTION OF THE SURROUNDING SKIN OF NON HEALING WOUNDS  
**Giampiero Bromuro**, Gennaro Chiarolanza, Gaetano Manfredi, Maurizio Pisapia
- PO008 – ID 723** EFFECT OF FLUID IMMERSION SIMULATION (FIS) MATTRESS ON PREVENTION OF HOSPITAL ACQUIRED PRESSURE ULCERS (HAPU) IN HIGHEST RISK CARDIAC SURGICAL (CS) PATIENTS  
**Virginia Capasso**, Amanda Coakley, Vivian Donahue, Susan Stengrevics, Theresa Gallivan, Gaurdia Banister
- PO009 – ID 323** PERITONITIS AND SEPTIC SHOCK IN OBESITY DESEASED POST-SURGERY DISASTER WALL WITH NEGATIVE PROGNOSIS. NEGATIVE PRESSURE WOUND THERAPY ONLY ONE THERAPEUTIC WEAPON AVAILABLE: A CASE REPORT  
**Maurizio Carnali**, Luigi Finocchi, Remo Ronchi, Silvia Spuri Capesciotti, Cinzia Ferretti, Resella Aquilanti Pelagalli, Orietta Cuicchi
- PO010 – ID 1133** THE USE OF LYMPHOTAPING ON PERIWOUND SKIN OF LOWER LIMB CHRONIC WOUNDS FOR EVALUATION OF OEDEMA REDUCTION, PAIN CONTROL AND TRANSCUTANEOUS OXYMETRY VALUES INCREASE: STUDY RESULTS  
**Umberto Cazzarò**, Ornella Forma, Teresita Gaiani, Sara Lupi, Giulia Vidotto
- PO011 – ID 111** COST-EFFECTIVENESS OF A DISEASE-SPECIFIC ORAL NUTRITIONAL SUPPORT FOR PRESSURE ULCER HEALING  
**Emanuele Cereda**, Catherine Klersy, Manuela Andreola, Roberto Pisati, Jos Schols, Riccardo Caccialanza, Federico D'andrea
- PO012 – ID 435** NEGATIVE PRESSURE WOUND THERAPY WITH POLYHEXANIDE/BETAINE INSTILLATION  
Hakan Uncu, **Arda Cetinkaya**
- PO013 – ID 966** INVESTIGATING THE CHINESE HERBAL MEDICINE SHIKONIN AS A NOVEL SCAR REMEDIATION THERAPY  
**Fan Chen**, Xie Yan, Dong Ying, Leavesley David, Su Yonghua, Upton Zee

- PO014 – ID 564** MUSIC THERAPY AND REDUCTION OF PAIN AND ANXIETY DURING WOUND DRESSING  
**Cinzia Datteri**, Sonia Brizzi, Rosanna Rotondi
- PO015 – ID 1079** EFFECT OF A PRODUCT BASED AND EXTRACTS AND ESSENTIAL FATTY ACID PLANT ON SKIN DEHYDRATION IN TYPE 2 DIABETIC PATIENTS  
**Adalberto Federici**, Giovanni Federici
- PO016 – ID 865** TOCT A CASE SERIES  
**Veronica Fessia**, Elia Ricci, Patrizia Amione, Marta Stefanizza
- PO017 – ID 1169** ADJUVANT HYPERBARIC OXYGEN THERAPY IN THE TREATMENT OF EXTENSIVE BURNS: A CASE REPORT  
Ivan Marinho, Paulo Floriano, Yuri Figueira, Bruna Costa, Felipe Gomes, Raquel Medeiros, José Ribamar Branco Filho, Luciano Casalle, **Danielly Freschi**
- PO018 – ID 59** THE USE OF TOPICAL PRESSURIZED OXYGEN THERAPY TO HEAL CHRONIC WOUNDS  
**Matthew Garoufalis**
- PO019 – ID 1030** MA.DE.U.L. STUDY: MAINTENANCE DEBRIDEMENT ULCER AND LEG  
**Stefano Gasperini**, Giovanni Mosti
- PO020 – ID 981** AUTOLOGOUS ADIPOSE MESENCHYMAL STEM CELLS FOR FISTULA IN ANO: A FEASIBILITY AND SAFETY STUDY  
**I. Giani**, B. Fabiani, C. Menconi, G. Toniolo, G. Naldini, J. Martellucci
- PO021 – ID 980** AUTOLOGOUS PLATELET RICH PLASMA (PRP) AND PILONIDAL SINUS: POST EXCISIONAL PRIMARY CLOSURE OUTCOME  
**I. Giani**, B. Fabiani, G. Toniolo, G. Naldini, C. Menconi, J. Martellucci, C. Elbetti
- PO022 – ID 941** EXPEDIENT WOUND CLOSURE UTILIZING VIABLE PLACENTAL TISSUE IN SERIOUS LIMB THREATENING INFECTION: A CASE STUDY  
**Steven M. Gillespie**, Jodi L. Walters, Georgina Michael
- PO023 – ID 741** ILLUSTRATED BOOKLET FOR IMMIGRANTS AFFECTED BY SKIN LESIONS  
**Antonino Grasso**, Grazia Strazzeri, Santina Coco, Paola Rota Compagnini
- PO024 – ID 906** TREATMENT OF COMPLEX PERIANAL FISTULA. ROLE AD ADVANTAGES OF USE OF AUTOLOGOUS ADIPOSE-DERIVED STEM CELLS PROCESSED WITH A NEW DISPOSABLE DEVICE  
**Enrico Guarino**, Raffaele Nudo, Gianpietro Bianchini, Fabio De Villa
- PO025 – ID 567** ERYTHROPOIETIN, A NOVEL REPURPOSED DRUG: AN INNOVATIVE TREATMENT FOR WOUND HEALING IN PATIENTS WITH DIABETES MELLITUS  
**Saher Hamed**, Sadanori Akita, Luc Téot, Paul Liu
- PO026 – ID 976** A PILOT STUDY EVALUATING THE EFFICACY OF MODIFIED COLLAGEN WITH GLYCERIN IN PERIWOUND SKIN MANAGEMENT  
**K.R. Harikrishna**
- PO027 – ID 27** EFFICACY OF EXTERNAL PREPARATIONS CONTAINING SODIUM LOXOPROFEN FOR THE TREATMENT OF KELOID AND HYPERTROPHIC SCARS  
**Yukiko Ida**, Tetsukazu Hamamoto, Takayasu Matsuzawa, Ryutarō Imai, Hajime Matsumura
- PO028 – ID 812** CANCELLED
- PO029 – ID 508** A PROSPECTIVE CLINICAL EVALUATION OF A NOVEL ACELLULAR FISH SKIN GRAFT WHICH CONTAINS OMEGA3 FATTY ACIDS, FOR THE CLOSURE OF DIABETIC FOOT WOUNDS THAT HAVE UNDERGONE BONE AND SOFT TISSUE RESECTION  
Thais Polanco, Elenora Koshchak, Lawrence Markel, Stephanie Velazquez, **John Lantis**
- PO030 – ID 315** FUNCTION RECONSTRUCTIVE STRATEGIES FOR PLANTAR FOOT DERMIS  
Thais Polanco, Stephanie Velazquez, **John Lantis**
- PO031 – ID 318** PATIENTS WITH MASSIVE LOWER EXTREMITY DEGLOVING AND AMPUTATION INJURIES TREATED WITH A COMPOSITE THERAPEUTIC ALGORITHM OF DERMAL REGENERATIVE MATRIX AND SPLIT-THICKNESS SKIN  
Thais Polanco, Stephanie Velazquez, **John Lantis**



- PO032 – ID 510** THE EFFECT OF DEBRIDEMENT FREQUENCY ON THE OUTCOME OF 18 CASES OF LOWER EXTREMITY WOUNDS TREATED WITH A FISH SKIN EXTRACELLULAR MATRIX  
Chun Kevin Yang, Thais Polanco, **John Lantis**
- PO033 – ID 438** DEVELOPMENT OF THE PARAMETERS OF TOPICAL OXYGEN THERAPY AND ITS EFFECT ON ISCHEMIA WOUND HEALING  
Liling Xiao, Cong-qiang Rao, **Hongwei Liu**
- PO034 – ID 649** SETTING UP WOUND HEALING DEPARTMENT BY INTERATED INNOVATION  
**Shuliang Lu**
- PO035 – ID 1013** WOUND HEALING OUTCOMES IN DIABETIC FOOT ULCERS WITH A NEW GENERATION OF TOPICAL OXYGEN THERAPY  
Janelle Yu, **Suzanne Lu**, Ann-marie McLaren, Karen Cross
- PO036 – ID 1139** OBSERVATIONAL STUDY ABOUT THE USE OF AN ACIDOXIDIZING SOLUTION CONTAINING FREE CHLORINE, >95% AS HYPOCHLOROUS ACID, IN ADDITION TO THE USUAL WOUND CARE TREATMENT  
**Sara Lupi**, Ornella Forma, Teresita Gaiani, Giulia Vidotto, Umberto Cazzaro'
- PO037 – ID 992** BART'S SYNDROME. REPORT OF 1-1,000,000 CASE  
**Roberto Carlos Mares Morales**
- PO038 – ID 1076** CO2 LASER IN SKIN ULCERS: EXPERIMENTAL STUDY ON ANIMAL MODEL  
Damiano Fortuna, Giacomo Rossi, **Leonardo Masotti**, Antonio Crovace
- PO039 – ID 1179** EVALUATING THE USE OF A TOPICAL HAEMOGLOBIN SPRAY AS ADJUNCTIVE THERAPY IN NON-HEALING CHRONIC WOUNDS – A SOUTH AFRICAN CASE SERIES  
**Liezl Naude**
- PO040 – ID 1183** UTILIZING INTERMITTENT VACUUM THERAPY IN THE TREATMENT OF COMPLICATED WOUNDS IN AN ADVANCED WOUND CARE CENTER SOUTH AFRICA  
**Liezl Naude**
- PO041 – ID 988** NPWT OUTPATIENT AND HOME USE: AN EVALUATION  
**Francesco Calcopietro**
- PO042 – ID 236** THE USE OF Z-PLASTY TO RELIEVE CONSTRICTION BANDING IN NEUROMUSCULAR SCOLIOSIS PATIENTS: CASE REPORT AND REVIEW OF THE LITERATURE  
**Alexis Parcels**, Mark Granick
- PO043 – ID 1065** LOW POWER LASER THERAPY ON IRRITATIVE DERMATITIS TREATMENT  
**Wilka Queiroz**, Ciliana Oliveira, Laís Martinelli
- PO044 – ID 107** ALHYDRAN®, A NEW OPTION IN THE TREATMENT OF HYPOSTATIC ECZEMA  
**Armand Rondas Rondas**, Jos Schols
- PO045 – ID 383** ARE OUR DIABETIC FEET SUFFOCATING? EVALUATING A TOPICAL HAEMOGLOBIN SPRAY  
**Thomas Rosalyn**
- PO046 – ID 575** HEALING PROCESS IMPROVEMENT AFTER IRRADIATION WITH THE BLUE LED "EMOLED" DEVICE  
**Francesca Rossi**, Riccardo Cicchi, Domenico Alfieri, Lorenzo Targetti, Stefano Bacci, Francesca Tatini, Gaetano De Siena, Roberto Pini, Francesco S. Pavone
- PO047 – ID 1110** NEGATIVE PRESSURE WOUND THERAPY WITH ANTIBIOTICS INSTILLATION OF INFECTIONS CAUSED BY MULTIDRUG AND EXTENSIVELY DRUG-RESISTANT GRAM NEGATIVE BACTERIA: FIVE CASES REPORTS  
**Alessandra Rossodivita**, Simone Passerini, Genesis Carta, Roberta Terzi, Giuliano Rizzardini
- PO048 – ID 685** TAPING AND MANUAL LYMPH DRAINAGE FOR TREATMENT OF EDEMA AND HARD SWELLING IN CANCER PATIENTS: A CASE REPORT  
**Elena Salomoni**, Leonardo Cantasano
- PO049 – ID 481** PEDIATRIC BURN PATIENTS MANAGED WITH HYPERBARIC OXYGEN AT HOSPITAL AGUSTÍN O'HORAN (SSY), MEXICO: EXPERIENCE OF 149 PATIENTS  
**E. Cuauhtemoc Sanchez-Rodriguez**, Sandra K. Torres-Dzib, J. Fernando Rivas-Sosa

- PO050 – ID 584** TREATMENT OF INGROWN AND PINCER NAILS BY USING THE STAINLESS STEEL WIRE-BASED SOGAWA-METHOD  
**Hitomi Sano**, Koichiro Oki, Rei Ogawa
- PO051 – ID 1050** CHRONIC TRAUMATIC WOUNDS IN SMALL VESSEL VASCULITIS, HYPERBARIC OXYGEN THERAPY AS A SYNERGISTIC TREATMENT: A CASE REPORT  
Giorgios Vertsonis, **Luigi Santarella**, Nadia Franchini, Chiara Campomori, Ferruccio Di Donato
- PO052 – ID 774** MORPHOMETRIC ANALYSIS OF THE HEALING OF INDUCED SKIN WOUND IN ADULT WISTAR RATS TREATED WITH ROSEHIP OIL  
**Joyce Santos**, Izabel Silva, Livia Sá-Barreto, Ivone Kamada
- PO053 – ID 523** OIL ROSE HIPS AS POTENTIAL HEALING WOUND AGENT: INTEGRATIVE REVIEW  
**Joyce Santos**, Livia Sá-Barreto, Ivone Kamada
- PO054 – ID 521** THE INDICATIONS AND EFFECTS OF LDL APHERESIS IN PATIENTS WITH CRITICAL LIMB ISCHEMIA  
**Takuya Sekiyama**, Norihiko Ohura, Suguru Matsui, Kan Kikuchi, Kiyonori Harii
- PO055 – ID 658** A LONGITUDINAL TUBULAR ELASTIC COMPRESSION ALTERNATIVE FOR DIFFICULT TO TREAT LEG EDEMA  
**R. Gary Sibbald**, Pat M. Coutts
- PO056 – ID 663** IMPACT OF POLYMERIC MEMBRANE SILVER ROPE CAVITY FILLER ON THE MANAGEMENT OF DIFFICULT TO CLOSE PILONIDAL SINUSES  
**R. Gary Sibbald**, Pat M. Coutts, Reneeka Persaud, James A. Elliott
- PO057 – ID 170** A WATERPROOF DRESSING SYSTEM AFTER LUMBAR SPINAL SURGERY AND COCCYECTOMY HELPS MINIMIZE POST-OPERATIVE INFECTION  
**Neil Slater**
- PO058 – ID 1058** MANAGEMENT OF PAIN IN VULNOLOGY: THE EXPERIENCE OF "SIMULTANEOUS CARE"  
**Roberta Terzi**
- PO059 – ID 28** THE MERITS AND DEMERITS OF LAISSEZ-FAIRE TECHNIQUE OF PERI-OCULAR LESION  
**Hideki Tsuji Tsuji**, Megumi Kobayashi
- PO060 – ID 343** WOUND HEALING WITH MULTIPLE MODALITIES  
**Marie Williams**, Jean Holewinski
- PO061 – ID 237** EVALUATION OF A UNIVERSITY HOSPITAL'S HYPERBARIC MEDICINE CLINIC CONSULTATIONS  
**Ayse Sena Yumbul**, Yavuz Aslan, Bengüsu Mirasoglu, Samil Aktas
- PO062 – ID 410** COMPARISON OF THE EFFECTIVENESS OF PRP APPLICATION METHOD (INTRALESIONAL INJECTION AND SPRINKLING WITH A SYRINGE) ON SUPERFICIAL SKIN DEFECT IN THE RAT  
Youngcheon Na, **Seonsik Yun**, Woohoe Heo, Eunsook Huh, Seoul Lee, Jeongmi Lee
- PO063 – ID 672** NEGATIVE PRESSURE WOUND THERAPY IN OPEN ABDOMINAL WOUNDS WITH ENTERIC FISTULA  
**Shuangshuang Zhang**

## ANTIMICROBIALS

- PO064 – ID 1068** THE ANTIMICROBIAL EFFECT OF CHLORASOLV™ AGAINST MULTI-RESISTANT BACTERIA  
Kristina Blom, Karin Bergqvist, **Ulrica Almhöjd**
- PO065 – ID 948** ANTIMICROBIAL PEPTIDES IN HUMAN CRYOPRESERVED VIABLE AMNIOTIC MEMBRANE INHIBIT BACTERIAL GROWTH  
**Yi Arnold**, Yong Mao, Tyler Hoffman, Anne Lerch, Sandeep Dhall, Joachim Kohn
- PO066 – ID 290** TREATMENT OF INFECTED OPEN WOUNDS WITH THE COMBINATION OF POLYHEXANIDE AND BETAIN SOLUTION MIXTURE AND NEGATIVE PRESSURE WOUND THERAPY SYSTEM: TWO CASE REPORTS  
**Ercan Cihandide**, Deniz Yahci, Sevinç Karadeniz, Oguz Kayiran
- PO067 – ID 183** DO SILVER CONTAINING BIOMATERIALS HELP PREVENT BACTERIAL COLONISATION AND INVASION?  
**Craig Delury**, Breda Cullen

- PO068 – ID 1063** EFFICACY OF FLUOREXIN AS TOPIC TREATMENT OF DIABETIC FOOT ULCERS POSITIVE TO CANDIDA SPP AND STAPHYLOCOCCUS SPP  
**Cristiana Di Campi**, Maria Chiara Collina, Sergio Furgiuele
- PO069 – ID 699** USAGE OF LIDOCAINE CREAM 5% IN ORDER TO REDUCE PAIN ASSOCIATED WITH LESIONS AT EVERY STAGE OF HEALING  
**Giulia Vidotto**
- PO070 – ID 702** USE OF A BACTERIAL-BINDING DRESSING IN COMBINATION WITH NPWT IN THE MANAGEMENT OF SURGICAL SITE COMPLICATIONS  
**Umberto Cazzarò**
- PO071 – ID 153** WOUND DRESSING WITHOUT PAIN: A NEW PASTE FORMULATION OF AN ANTISEPTIC DRESSING WITH ALGINATE AND SILVER IONS  
**Ornella Forma**
- PO072 – ID 636** EFFECTIVENESS OF POLYHEXAMETHYLENE BIGUANIDE ON VIRTUALLY INFECTED ULCER  
**Corrado Giunta**, Alessia Almoni, Giorgio Cavallo
- PO073 – ID 735** THE ROLE OF THE CARBOXYLATED HAEMOGLOBIN IN THE TREATMENT OF SKIN LESIONS OF DIABETIC FOOT  
**Antonino Grasso**, Grazia Strazzeri, Santina Coco, Paola Rota Compagnini, Maria Giovanna Lisbona
- PO074 – ID 1088** EFFICACY EVALUATION OF A NOVEL NEXT GENERATION COLD PLASMA TECHNOLOGY AGAINST WOUND PATHOGENS  
**Mina Izadjoo**, Hosan Kim, Vanessa Marcel, Huan Truong
- PO075 – ID 509** THE EFFECT OF MANUKA HONEY IN CHRONIC WOUNDS: A CASE STUDY  
**Kim Ah Youn**, Han Eun Jin, Park Hyun Suk, Jeong Hyea Jung
- PO076 – ID 1136** THE POTENTIAL USE OF BIFUNCTIONAL PEPTIDE CONJUGATES IN TREATMENT OF THE INFECTED WOUND  
**Paulina Kosikowska**, Adam Lesner, Paulina Langa, Michal Pikula, Michal Obuchowski
- PO077 – ID 317** THE ACTUAL PREVALENCE OF IDENTIFIABLE BACTERIA, PLANKTONIC AND BIOFILM IN CHRONIC LOWER EXTREMITY WOUNDS; AND THE EFFECT OF CURRENT TREATMENT  
Thais Polanco, Kevin Yang, Selena Goss, Sean Alcantara, Stephanie Velazquez, **John Lantis**
- PO078 – ID 855** ACELLULAR FISH SKIN GRAFT IS EFFECTIVE BARRIER TO BACTERIAL INVASION FOR OVER 48 HOURS IN A TWO CHAMBER MODEL  
**Skuli Magnusson**, Baldur T Baldursson, Gudmundur M. Hermannsson, Fífa Konradsdóttir, Ottar Rólfsson, Gudmundur F. Sigurjonsson
- PO079 – ID 415** CLINICAL EVALUATION OF A NEW DRESSING WITH POLY-ABSORBENT FIBRES AND ANTIMICROBIAL SILVER MATRIX IN THE LOCAL MANAGEMENT OF CHRONIC WOUNDS WITH INFLAMMATORY SIGNS FROM DEBRIDEMENT STAGE  
**Michèle Sigal**, Sophie Dalac, Thierry Le Guyadec, Juliette Jegou, Serge Bohbot
- PO080 – ID 858** COMPARISON OF THE ANTIBACTERIAL EFFECT OF NEGATIVE PRESSURE WOUND THERAPY COMBINED WITH DIFFERENT ANTIBACTERIAL DRESSINGS OR ANTISEPTICS IN EXPERIMENTAL IN-VITRO WOUNDS.  
**Johannes Matiasek**
- PO081 – ID 633** RESULT OF A CLINICAL STUDY ON MILDLY INFECTED, NON ISCHAEMIC DIABETIC FOOT ULCER USING OF SILVER ALGINATE WOUND PASTE  
**Daniela Paola Minnella**, Gianmario Balduzzi
- PO082 – ID 1180** THE USE OF PRONTOSAN IN COMBINATION WITH ASKINA CALGITROL – AN INDEPENDENT CASE SERIES  
**Liezl Naude**
- PO083 – ID 74** INDIRECT TREATMENT COMPARISON OF ANTIMICROBIALS IN THE MANAGEMENT OF SUPERFICIAL AND DEEP PARTIAL THICKNESS BURNS  
**Leo Nherera**, Paul Trueman
- PO084 – ID 511** A RETROSPECTIVE EFFECTIVENESS EVALUATION OF FETAL BOVINE DERMAL SCAFFOLD SUBSTRATE FOR THE CLOSURE OF HARD TO HEAL VENOUS LEG ULCER (VLU) IN A TERTIARY URBAN WOUND CARE PROGRAM  
**Thais Polanco**, Eleonora Koshchak, Lawrence Markel, Stephanie Velazquez, John Lantis

- PO085 – ID 493** COVERAGE, KNOWLEDGE AND NOTIFICATION OF TETANUS VACCINATION STATUS OF PATIENTS WITH CHRONIC WOUNDS IN A MEDICAL DEPARTMENT  
**Raphaël Masson**, Agnes Blanc, Luc Téot
- PO086 – ID 140** ANTIBACTERIAL EFFECT OF ALGINATE AND CMC DRESSINGS WITH AND W/O SILVER ON PSEUDOMONAS AERUGINOSA AND A STAPHYLOCOCCUS AUREUS BIOFILM  
**Kirsten Reddersen**, Cornelia Wiegand, Martin Abel, Stefanie Delange, Peter Ruth, Uta-Christina Hipler
- PO087 – ID 354** MICROBICIDAL EFFECTS OF THREE DAILY TREATMENTS OF A CARBOXYMETHYLCELLULOSE SILVER DRESSING OR A CADEXOMER IODINE GEL ON MATURE BACTERIAL BIOFILMS GROWN ON PIG SKIN EXPLANTS  
**Gregory Schultz**, Qingping Yang
- PO088 – ID 459** EASY AND SECURE TIE-OVER DRESSING BY USING SILVER BASED MATERIALS  
**Ichiro Shiokawa**, Tadashi Kitaoka, Chiaki Kamiya, Ryokichi Taguchi, Minako Tokuyama, Osamu Satoh
- PO089 – ID 733** THREE CASES OF ANTIBIOTICS Sparing IN THE MANAGING OF LOCALLY INFECTED WOUNDS  
**Michele Spinicci**, Leonardo Cantasano, Chiara Barbetti, Barbara Guasti, Filippo Bartalesi, Paola Corsi, Alessandro Bartoloni
- PO090 – ID 997** ASSOCIATION OF SORBACT AN ADVANCED WOUND DRESSING AND URGOK2 A NEW TYPE OF COMPRESSION IN VENOUS ULCER'S TREATMENT  
**Coppin Thierry**, Puschila Adriana, Fortey Herve, Kuhnle Martin
- PO091 – ID 872** INFECTION AND DIABETIC FOOT: A CONTINUOUS CHALLENGE!  
**Fabrizia Toscanella**, Corrado Maria Durante, Marilena Tender, Riccardo Garcea, Marilena Palma, Lorenzo Valesini
- PO092 – ID 1055** OVERCOMING BARRIERS TO HEALING, AG OXYSALT DRESSING IN THE TREATMENT OF OVERGRANULATION IN DIABETIC FOOT ULCERS  
**Paul Chadwick**, Samantha Haycocks
- PO093 – ID 139** A NEW PHMB-CONTAINING PU FOAM EXERTS ANTIBACTERIAL EFFECTS ON PSEUDOMONAS AERUGINOSA AND A STAPHYLOCOCCUS AUREUS BIOFILM  
**Cornelia Wiegand**, Kirsten Reddersen, Martin Abel, Stefanie Delange, Peter Ruth, Uta-Christina Hipler

## ATYPICAL WOUNDS

- PO094 – ID 700** CASE REPORT: PENILE SKIN RECONSTRUCTION AFTER FOURNIER'S GANGRENE USING INTRAOPERATIVE EXPANSION OF SODIUM CHLORIDE 0,9%, POSTOPERATIVE TADALAFIL APPLICATION AND VACUUM ASSISTED CLOSURE THERAPY  
**Cássio Mauricio Iannuzzi Amancio**
- PO095 – ID 836** ATYPICAL WOUND IN CHILDHOOD: THYROGLOSSAL DUCT CYST PRESENTED AS A CHRONIC WOUND IN THE JUGULAR FOSSA  
**Jürgen P. Bauerschmitz**
- PO096 – ID 1166** TREATMENT OF CHEMICAL BURN IN SURGERY  
**Elisabetta Bianco**, Marica Sabatelli
- PO097 – ID 326** POST-TRAUMATIC ULCERS IN A PATIENT ON CHRONIC WARFARIN THERAPY, A CASE REPORT  
**Tajana Borlinic**
- PO098 – ID 461** ABNORMAL SPONTANEOUS LEG HEMATOMA IN ELDERLY: ADVANCED MEDICATION  
**Michela Calistri**
- PO099 – ID 644** USE OF A POLYURETHANE FOAM DRESSING WITH ADHESIVE IN THE MANAGEMENT OF AN ABNORMAL SPONTANEOUS LEG HAEMATOMA  
**Michela Calistri**, Carlo Mugelli, Vincenzo Ciabrone, Francesco Bramanti, Claudia Sottani, Elisabetta Ricciardi, Biagio Nicolosi

- PO100 – ID 169** A STRATEGIC APPROACH FOR IMPLEMENTING THIN ABSORBENT SKIN ADHESIVE USING THE TIME FRAMEWORK  
**Jackie Stephen-Haynes**
- PO101 – ID 544** A SKIN ULCERATION COMPLICATED BY ALCALIGENES XYLOSOXIDANS INFECTION  
**Youngwoong Choi**, Sunghoon Choi, Woongkyu Choi, Youngjoon Kim, Sanghyun Nam
- PO102 – ID 726** CHRONIC WOUNDS OF THE YOUNG POPULATION WITH CEREBROVASCULAR INSULTS  
**Javorka Delic**, Zagorka Jovanovic
- PO103 – ID 1151** A CASE REPORT: WOUND HEALING AND FUNCTIONAL REGULATION OF A 11-YEAR-OLD OLMSTED SYNDROME ASSOCIATED WITH SQUAMOUS CELL CARCINOMA  
**Dan Deng**, Pengwen Ni, Hongmei Yuan, Cheng Ni, Hui Zhang, Ming Li, Ting Xie, Zhirong Yao
- PO104 – ID 1187** ATYPICAL ULCER ARISING ON STASIS DERMATITIS: AMELANOTIC MELANOMA  
**Angelo Massimiliano D’Erme**, Agata Janowska, Giovanni Cristiani, Salvatore Panduri, Angelo Bonadio, Valentina Dini, Marco Romanelli
- PO105 – ID 233** A NEW METHOD OF PREVENTING CEREBROSPINAL FLUID LEAKAGE BY AUGMENTING ACELLULAR DERMAL MATRIX  
**Yeseul Eom**, Jai-kyong Pyon, Kim Ara, Tae Kim Jeong
- PO106 – ID 638** AMAZING EFFECT OF HYDROFIBER SILVER DRESSING IN WOUND HEALING AND LIFE QUALITY OF ADVANCED BREAST CANCER RELATED ULCERS  
**Chien-Liang Fang**
- PO107 – ID 1047** PHARMACEUTICALS CARE IN CHRONIC ULCERS  
**Jozilene De Almeida Camargo Foss**
- PO108 – ID 266** TREATING WOUNDS CAUSED BY CHEMOTHERAPY, RADIOTHERAPY AND GVHD POST BONE MARROW TRANSPLANT IN HEMATOLOGIC PATIENTS  
**Maria Chiara Gandini**
- PO109 – ID 192** BIO-RENOVATION WITH PLATELET RICH SIERUM FOR “IMPOSSIBLE” WOUND: A CASE REPORT  
**Riccardo Garcea**
- PO110 – ID 1101** AN APPARENTLY UNTREATABLE ULCER OF THE FACE  
**Sergio Giancesini**, Alessandro Borghi, Massimo Pedriali, Giovanni Lanza, Anna Virgili, Paolo Zamboni
- PO111 – ID 94** CT CONTRAST MEDIA EXTRAVASATION; TREATMENT ALGORITHM AND IMMEDIATE TREATMENT BY SQUEEZING WITH MULTIPLE SLIT INCISIONS  
**Sue Min Kim**, Kyung Hoon Cook, Il Jae Lee, Dong Ha Park, Myong Chul Park
- PO112 – ID 374** MANAGEMENT OF NECROTIZING FASCIITIS USING NEGATIVE PRESSURE WOUND THERAPY AND LATISSIMUS DORSI MUSCULOCUTANEOUS FLAPS  
**Sang Wha Kim**, Jeong Tae Kim, Youn Hwan Kim
- PO113 – ID 411** SUCCESSFULLY TREATMENT OF DECUBITAL ULCER IN A PATIENT WITH PEMPHIGUS VULGARIS  
**Ines Lakoš Jukic**, Branka Marinovic, Zrinka Bukvic-Mokos, Daška Štulhofer-Buzina, Davorin Loncaric, Romana Ceovic
- PO114 – ID 838** PRIMARY CUTANEOUS DIFFUSE LARGE B-CELL LYMPHOMA PRESENTING AS CHRONIC NON-HEALING ULCER  
**Charlotte Lasenna**, Paolo Romanelli
- PO115 – ID 149** SNAKE BITE INDUCED SEPTIC ARTHRITIS IN HAND: A CASE REPORT  
**Hyun Tae Lee**, Seong Eon Kim, Hak Soo Kim, Kee Baek Ahn
- PO116 – ID 428** TREATMENT OF CUTANEOUS ULCER OVER A CARDIAC PACEMAKER: REPORT OF THE EXPERIENCES OF 20 CASES  
**Hongwei Liu**, Xuan Liao, Bo Xie, Jingqiang Lu, Shenghong Li, Liling Xiao
- PO117 – ID 98** A NEW TECHNOLOGY IN THE NURSING MANAGEMENT OF PERISTOMAL SKIN DETACHMENT  
**Danila Maculotti**
- PO118 – ID 643** TOPICALLY BIOACTIVE HONEY GEL: NEW POSSIBILITY IN THE TREATMENT OF CHRONIC WOUNDS  
**Marin Marinovic**, Stanislava Laginja, Nera Fumic, Aldo Ivancic

- PO119 – ID 818** TOXIC EPIDERMAL NECROLYSIS SUCCESSFULLY TREATED WITH EPIFAST (CULTURED SKIN GRAFTS)  
**Alfonso Masse Sanchez**
- PO120 – ID 1171** A CASE OF SKIN NECROSIS BY NEISSERIA MENINGITIDIS SEPSIS COMPLICATED BY LOCAL INFECTION WITH ACINETOBACTER BAUMANNII  
**Antonio Merone**, Giovanni Severino, Gaetana Esposito
- PO121 – ID 277** RECONSTRUCTION OF PELVIC EXENTERATION DEFECTS USING THE COMBINED METHOD WITH EXTENDED VERTICAL RECTUS ABDOMINUS FLAP AND VACUUM-ASSISTED SUCTION DRAINAGE  
**Hisashi Motomura**
- PO122 – ID 627** ESTABLISH THE CRITERIA ON TREATING IMPAIRED WOUNDS BY “WHAT CAUSES THE WOUND UNHEALED”  
**Pengwen Ni**, Ting Xie
- PO123 – ID 134** IODINE-RELEASING FOAM DRESSING FOR COMPLICATING WOUND MANAGEMENT  
**Sang-ha Oh**, Eun Jun Jo, Ho Jik Yang
- PO124 – ID 632** MINIMALLY INVASIVE SURGICAL APPROACH FOR THE TREATMENT OF FOURNIER’S GANGRENE  
**Marcelo Oliveira**
- PO125 – ID 1124** IF THERAPIES ARE IMPORTANT, PREVENTIVE HEALTHCARE IS ESSENTIAL! TREATMENT EXPERIENCE OF ACRAL ULCER IN A PATIENT WITH SCLERODERMA  
Marta Priora, **Simone Parisi**, Marco Scarati, Clara Lisa Peroni, Maria Carmen Azzolina, Francesca Lo Bue, Maria Bruzzzone, Piera Carbone, Agata Russo, Enrico Fusaro
- PO126 – ID 1121** SCLERODERMA DIGITAL ULCERS: MANAGEMENT AND ORGANIZATION OF A DEDICATED CLINIC IN WOUND CARE  
**Simone Parisi**, Marco Scarati, Marta Priora, Clara Lisa Peroni, Maria Carmen Azzolina, Francesca Lo Bue, Maria Bruzzzone, Agata Russo, Isabella Zellino, Enrico Fusaro
- PO127 – ID 1123** TREATMENT OF ACROPOSTE ULCERS IN SISTEMIC SCLEROSIS: EXPERIENCE WITH CRITICALLY ILL PATIENTS AT RISK FOR AMPUTATION  
Marco Scarati, **Simone Parisi**, Clara Lisa Peroni, Maria Carmen Azzolina, Francesca Lo Bue, Maria Bruzzzone, Clara Lisa Peroni, Isabella Zellino, Enrico Fusaro
- PO128 – ID 674** HYDROSURGERY SYSTEM AND NPWT  
**Francesco Romeo**
- PO129 – ID 1167** TREATMENT OF DIABETIC DAMAGE AT HOME  
**Marica Sabatelli**, Elisabetta Bianco, Alessandro Lippolis
- PO130 – ID 75** THE ROLE OF NEGATIVE PRESSURE WOUND THERAPY (NPWT) IN THE MANAGEMENT OF OPEN ABDOMEN FOR ABDOMINAL SEPSIS  
**Massimo Sartelli**
- PO131 – ID 968** NPWT AS A MODALITY IN MANAGING FASCIOTOMY WOUNDS AFTER REVASCLARIZATION IN ACUTE LIMB ISCHEMIA  
**R. Sekhar**
- PO132 – ID 594** FREE DIEP FLAP HARVEST FROM PREVIOUSLY LIPO-SUCTIONED ABDOMEN FOR BREAST RECONSTRUCION  
**Mitsuru Sekido**, Ayano Eto, Yukiko Aihara, Takehiro Kasai, Junko Nishijima, Koji Adachi, Kaoru Sasaki
- PO133 – ID 720** A RETROSPECTIVE REVIEW OF 13 PATIENTS WITH HIDRADENITIS SUPPURATIVA  
Reneeka Persaud, James A. Elliott, Laurie Goodman, **R. Gary Sibbald**
- PO134 – ID 708** STERNAL WOUND DEHISCENCE COMPLICATED BY OSTEOMYELITIS AND ENDOCARDITIS  
**Michele Spinicci**, Leonardo Cantasano, Barbara Guasti, Filippo Bartalesi, Alessandro Bartoloni
- PO135 – ID 599** CANCELLED
- PO136 – ID 847** MANAGEMENT OF A COMPLEX PERISTOMAL LESION WITH NPWT  
**Angela Travaglino**, Gennaro Maurizio Buonanno, Ariola Hasani



- PO137 – ID 724** MANAGEMENT OF ABDOMINAL WOUNDS AND PERSISTOMAL SKIN DISORDERS  
**Van den Bulck Rosine**
- PO138 – ID 1130** SKIN INJURIES AND CHLORHEXIDINE GLUCONATE IN EARLY PREMATURE INFANTS: CASE REPORT AND LITERATURE REVIEW  
**Valentina Vanzi**
- PO139 – ID 303** ESCHERICHIA COLI-RELATED NECROTIZING FASCIITIS AFTER RENAL TRANSPLANTATION: A CASE REPORT  
Ercan Cihandide, **Deniz Yahci**, Oguz Kayiran, Volkan Turunç, Askin Eroglu

## BASIC SCIENCE

- PO140 – ID 1018** ZINC AND WOUND HEALING: A REVIEW OF ZINC PHYSIOLOGY AND CLINICAL APPLICATIONS  
**Sood Aditya**
- PO141 – ID 732** TOPIC TOPIRAMATE (TPM) ACCELERATES THE PROCESS OF HEALING IN DIABETIC MICE  
**Eliana Araujo**, Carlos P. Jara, Jéssica Cunha, Maria Helena Melo Lima
- PO142 – ID 951** UNDERSTANDING PLACENTAL PRODUCTS: IMPACT OF COMMERCIAL PRESERVATION METHODS ON ANTI-INFLAMMATORY AND ANGIOGENIC PROPERTIES  
**Yi Arnold**, Amy Johnson, Alexandra Gyurdieva, Alla Danilkovitch
- PO143 – ID 586** REVIVING AN ANCIENT WOUND TREATMENT  
Naveed Butt, Muhammad Saleem, Ahsan Hussein, Zulekha Ghani, Thomas Serena, Saima Aslam,  
**Rummana Aslam**
- PO144 – ID 439** CLINICAL IMPROVEMENT AND INCREASE OF TREG CELLS IN CHRONIC LEG ULCERS TRATED BY PHOT DYNAMIC THERAPY (PDT)  
**Stefano Bacci**, Alessandro Corsi, Elisa Puliti, Pier Paolo Lecci, Pietro Cappugi, Nicola Pimpinelli
- PO145 – ID 298** EFFECTS OF THE ANTAGOMIRS 15B AND 200B IN THE ALTERED HEALING PATTERN OF DIABETIC WOUNDS  
**Alessandra Bitto**, Gabriele Pizzino, Domenica Altavilla, Francesco Squadrito
- PO146 – ID 796** CELL SHEETS FABRICATED FROM ADIPOSE-DERIVED STEM CELLS ACCELERATED WOUND HEALING AND REDUCED TISSUE FIBROSIS IN A MURINE MODEL  
**Nai-Chen Cheng**
- PO147 – ID 698** NOREPINEPHRINE REGULATES KERATINOCYTE PROLIFERATION TO PROMOTE THE GROWTH OF HAIR FOLLICLES  
Yanan Kong, Yishu Liu, Liangli Pan, **Biao Cheng**, Hongwei Liu
- PO148 – ID 597** STUDY IN IDENTIFICATION AND CHARACTERIZATION OF ENDOTHELIAL PROGENITOR CELL DERIVED FROM ADIPOSED-DERIVED STEM CELL; IN VITRO STUDY  
**Bomi Choi**, Hahn Sol Bae, Ki Yong Hong, Ung Sik Jin, Hak Chang, Kyung Won Minn
- PO149 – ID 127** SIMVASTATIN REDUCES RADIATION-INDUCED CAPSULAR FIBROSIS AROUND SILICONE IMPLANTS IN RATS  
**Kyu Jin Chung**, Ki Rin Park, Yong-Ha Kim, Tae Gon Kim, Jun Ho Lee
- PO150 – ID 1005** MECHANICAL ISOLATION OF ADIPOSE STROMAL VASCULAR FRACTION: A LITTERATURE REVIEW OF UPCOMING TECHNIQUES FOR PRACTICAL APPLICATIONS  
Vasanth S. Kotamarti, **Alexandra Conde-Green**, Lauren S. Sherman, Edward S. Lee, Mark S. Granick, Pranela Rameshwar
- PO151 – ID 161** THE ABILITY OF GELLING FIBER DRESSINGS TO REDUCE PROTEASE ACTIVITY IN-VITRO  
**Craig Delury**, Derek Silcock, Breda Cullen
- PO152 – ID 1105** REGULATORY EFFECTS OF POLARIZED MACROPHAGES ON THE FUNCTIONS OF HUMAN DERMAL FIBROBLASTS IN VITRO  
Zhenshen Zhu, **Jie Ding**, Zengshuan Ma, Takashi Iwashina, Edward Tredget
- PO153 – ID 670** CANCELLED

- PO154 – ID 275** IATROGENIC LESIONS OF THE UPPER LIMBS OF ELDERLY SHORT STAY HOSPITALIZED PATIENTS  
**Rollot Florence**, Lahjibi Hayat, Faucher Nathalie, Nicodeme Marguerite, Le Guen Julien, Kriegel Irène, Fromantin Isabelle
- PO155 – ID 506** MANAGEMENT OF SURGICAL INCISION AND DEHISCENCE ACCORDING WITH TIME APPROACH  
**Ornella Forma**
- PO156 – ID 577** INTERACTIONS BETWEEN CULTURED NEURONAL CELLS AND DERMAL FIBROBLASTS  
Betty Laverdet, **Dorothee Girard**, Nelly Bordeau, Christophe Egles, Virginie Buhé, Laurent Misery, Marina Trouillas, Bernard Coulomb, Jean-Jacques Lataillade, Alexis Desmoulière
- PO157 – ID 433** DETERMINING THE MORAL SENSITIVITIES AND PROBLEMS EXPERIENCED BY NURSES AND PHYSICIANS DURING WOUND CARE AND TREATMENT  
Ayise Karadag, **Zehra Göçmen Baykara**, Samil Aktas
- PO158 – ID 558** EFFECTS OF ACYLATED HOMOSERINE LACTONE FAMILY MEMBERS ON LATE STAGE FULL THICKNESS CUTANEOUS WOUNDS IN DIABETIC MODEL RAT  
**Taichi Goto**, Gojiro Nakagami, Takeo Minematsu, Toshiki Kanazawa, Hiromi Sanada
- PO159 – ID 1039** INCONTINENCE ASSOCIATED DERMATITIS (IAD): RESULTS OF A SYSTEMATIC REVIEW OF THE LITERATURE  
Angela Peghetti, **Valentina Guidi**, Veronica Ruggeri
- PO160 – ID 372** PROTECTIVE EFFECT OF TELOMERASE-BASED 16-MER PEPTIDE VACCINE (GV1001) IN ISCHEMIA-REPERFUSION INJURY RAT MODEL SUPERFICIAL INFERIOR EPIGASTRIC ISLAND SKIN FLAP SURVIVABILITY  
**Chan Yeong Heo**, Beta Subakti Nata'atmaja, Byung Hwi Kim, Woong Jeong, Hyo Jin Park, Eun Hee Kim, Hye Yeon Choi
- PO161 – ID 271** CHARACTERIZATION OF BIOFILM ON CHRONIC WOUNDS: AN EXPERIMENTAL AND MULTICENTRIC RESEARCH  
**Fromantin Isabelle**, Seyer Damien, Florence Rollot, Meaume Sylvie, Chauty Annick, Diallo Alhassane, Escande Marie Christine, Larreta Garde Veronique, Teot Luc
- PO162 – ID 1087** PREDICTIVE STUDY OF NEW MODEL FOR WOUND HEALING ASSESSMENT: MUNGS IN DIABETIC FOOT ULCER PATIENTS  
**Suriadi Jais**, Mirwan Sya'bani, Hartono Hartono, Nuniek Setyowardani
- PO163 – ID 550** HOW TO INCREASE WOUND NURSING CARE KNOWLEDGE WITH WOUND MAPPING  
**Leena Jalonen**, Salla Lindegren, Minna Ylönen
- PO164 – ID 130** CONNEXIN EXPRESSION IN VENOUS DISEASE PROGRESSION: A BIOMARKER FOR VENOUS ULCERATION  
**Muholan Kanapathy**, Afshin Mosahebi, David Becker, Toby Richards
- PO165 – ID 835** ALLOTRANSPLANTATION FOLLOWING RECELLULARIZATION OF DECELLULARIZED VESSEL USING ADSCS  
**Baek-Kyu Kim**, Ji-Hyun Han
- PO166 – ID 696** NOREPINEPHRINE PROTECTS APOPTOSIS OF MESENCHYMAL STEM CELLS INDUCED BY HIGH GLUCOSE THROUGH THE PI3K/AKT PATHWAY  
**Yanan Kong**, Liangli Pan, Changxian Lei, Yagang Zhao, Biao Cheng, Hongwei Liu
- PO167 – ID 826** EFFECT OF COLLAGEN BINDING DOMAIN( CBD)-VEGF-A ON RECTUS ABDOMINAL FLAP VIABILITY IN A RAT MODEL  
**Natsuko Kounoike**, Minekatsu Akimoto, Shinsuke Ishikawa, Yoshika Sugimoto, Takayuki Sugimoto, Yumiko Sone, Akira Takeda
- PO168 – ID 1014** PROTEOME ANALYSIS THE DIFFERENCES OF THE MESENCHYMAL STEM CELLS AND EXTRACORPOREAL SHOCK WAVE THERAPY ENHANCING DIABETIC WOUND HEALING  
**Yur-Ren Kuo**
- PO169 – ID 1015** THE EFFECTS OF HYPOXIA- INDUCED STEM CELLS-PRECONDITIONED MEDIUM ENHANCE DIABETIC WOUND HEALING IN STZ-INDUCED DIABETIC RATS  
**Yur-Ren Kuo**
- PO170 – ID 216** IN VITRO ANALYSIS OF THE EPITHELIAL MESENCHYMAL TRANSITION DURING THE GROWTH AND GENERATION OF KELOIDS  
**Hiroaki Kuwahara**, Mamiko Tosa, Ghazizadeh Mohammad, Rei Ogawa

- PO171 – ID 258** CHARACTERIZATION AND TISSUE INCORPORATION OF CROSS-LINKED HUMAN ACELLULAR DERMAL MATRIX  
Won Jai Lee, **Juhee Lee**, Hyung Goo Kim
- PO172 – ID 260** DECORIN-EXPRESSING ADENOVIRUS DECREASES COLLAGEN SYNTHESIS AND UPREGULATES MMP EXPRESSION IN KELOID FIBROBLAST AND SPHEROID  
**Juhee Lee**, Chae-Ok Yun, Won Jai Lee
- PO173 – ID 97** ROLE OF POLYAMINES IN CUTANEOUS WOUND HEALING  
**Hui Kheng Lim**, John Common, Vonny Ivon Leo, Leah Ann Karen Vardy
- PO174 – ID 775** EFFECT OF TOPICAL TREATMENT WITH CHITOSAN AND ALGINATE MEMBRANE WOUND IN DIABETIC MICE  
Jessica Silva Cunha, Flavia Azevedo, Michele Joana Alves, Ângela Maria Moraes, Eliana Pereira Araujo, Mario A. Saad, **Maria Helena Melo Lima**
- PO175 – ID 690** INSULIN TOPICAL MODULATES INFLAMMATORY AND PROLIFERATIVE PHASES OF THE BURNS WOUND HEALING IN DIABETIC-INDUCED RATS  
Flavia Azevedo, Jessica Silva Cunha, Flávia Marçal Pessoa, Gabriela V. Moreira, Michele Joana Alves, Edson Aparecido Liberti, Carla Roberta O. Carvalho, Eliana Pereira Araujo, Mario A. Saad, **Maria Helena Melo Lima**
- PO176 – ID 401** THE ANALYSIS OF INTRA AND INTER DONOR VARIATIONS OF BIOLOGICALLY ACTIVE FACTORS CONTENT OF HUMAN AMNIOTIC MEMBRANES PREPARED FOR CHRONIC WOUND MANAGEMENT  
**Malgorzata Litwiniuk**, Tomasz Grzela, Alicja Krejner, Malgorzata Radowicka
- PO177 – ID 440** EFFECT OF 650 NM LOW-LEVEL LIGHT IRRADIATION ON THE THERAPEUTIC POTENTIAL OF ADIPOSE-DERIVED STEM CELLS IN REGENERATIVE MEDICINE  
Xuan Liao, **Hongwei Liu**
- PO178 – ID 431** LOSS OF ATG7 IN ENDOTHELIAL CELLS STIMULATES WOUND HEALING VIA ENHANCED INFLAMMATION CELL RECRUITMENT BUT NOT ANGIOGENESIS  
**Hongwei Liu**, Jingjiang Zou, Chen Qu, Taixing Cui
- PO179 – ID 373** CANCELLED
- PO180 – ID 848** THE IMPORTANCE OF STRUCTURAL PRESERVATION IN BIOLOGIC WOUND PRODUCTS: SUPERIOR CELL INGROWHT WITH ACELLULAR FISH SKIN GRAFT COMPARED TO HUMAN AMNION/CHORION MEMBRANE  
**Skuli Magnusson**, Baldur T. Baldursson, Fífa Konradsdóttir, Ottar Rólfsson, Gudmundur F Sigurjonsson
- PO181 – ID 1144** ARE THERE CONSISTENT PRACTICES FOR PRESSURE ULCER PREVENTION IN ELDERLY CARE FACILITIES?  
**Sirpa Mäki-Turja-Rostedt**, Helena Leino-Kilpi, Elina Eriksson
- PO182 – ID 251** INHIBITION OF SDF1-CXCR4 SIGNALING IN A MOUSE MODEL OF HUMAN HETEROTOPIC OSSIFICATION (HO)  
**Abelardo Medina**, Zengshuan Ma, Jie Ding, Edward Tredget
- PO183 – ID 624** CANCELLED
- PO184 – ID 452** WOUND HEALING MYOFIBROBLASTS PRODUCED MICROPARTICLES THAT STIMULATE ANGIOGENESIS  
**Véronique J. Moulin**, Mays Merjaneh, Alexandra Laberge, Amelie Langlois, Sebastien Larochelle, Herve Genest, Chanel Beaudoin-cloutier
- PO185 – ID 115** EFFECTS OF HONEYDEW HONEY ON WOUND HEALING  
**Yukari Nakajima**, Kanae Mukai, Tamae Urai, Kimi Asano, Megumi Ohta, Ikuko Kato, Azusa Kawaguchi, Yui Kinoshita, Yuri Kumagai, Ayaka Sakashita, Takuto Sawazaki, Asuka Yamazaki, Toshio Nakatani
- PO186 – ID 226** COMPARATIVE ANALYSIS OF THE CHARACTERISTICS OF NAIL ORTHOTIC DEVICES  
**Kanae Nakamura**, Hitomi Sano, Oki Koichiro, Rei Ogawa
- PO187 – ID 225** COMPARISON OF BIOMECHANICAL AND HISTOLOGICAL OUTCOMES OF DIFFERENT SUTURE TECHNIQUES IN RAT RECTUS ABDOMINIS MUSCLE REPAIR  
**Tae Suk Oh**, Sang Shin Lee, Eun Jung Park, Jina Jiyeun Han, Kyung S. Koh
- PO188 – ID 132** THE EFFECT OF BOTULINUM TOXIN TYPE A ON TGF- $\beta$ 1 SIGNALING: IMPLICATIONS FOR SILICONE IMPLANT-INDUCED CAPSULE FORMATION  
**Sang-Ha Oh**, Yooseok Ha

- PO189 – ID 703** VENOUS ULCER FIBROBLASTS SHOW A PARADOXICALLY HIGH IN VITRO MIGRATION AND PROLIFERATION THAT IS ASSOCIATED WITH A NON-CANONICAL WNT SIGNALING PATHWAY  
**Marta Otero-Vinas**
- PO190 – ID 1064** PATIENT-DERIVED KELOID XENOGRAFT MODEL: IMMUNOLOGIC ESCAPE OF KELOIDS  
**Tae Hwan Park**
- PO191 – ID 533** POTENTIAL MARKER FOR STEM CELLS IN INTERFOLLICULAR EPIDERMIS: COMBINATION OF HDAC1 AND P63  
Jung-Won Shin, Hye-Ryung Choi, **Kyoung-Chan Park**
- PO192 – ID 117** VASCULAR ENDOTHELIAL GROWTH FACTOR RECEPTOR-1 (VEGFR-1) TYROSINE KINASE SIGNALING FACILITATES GRANULATION TISSUE FORMATION AND ANGIOGENESIS VIA RECRUITMENT OF VEGFR-1+ CELLS FROM BONE MARROW  
**Keiichi Park**, Hideki Amano, Shinya Kashiwagi, Yoshiya Ito, Yasuharu Yamazaki, Masabumi Shibuya, Masataka Majima, Akira Takada
- PO193 – ID 1001** EFFECTS OF ANGIOTENSIN-CONVERTING ENZYME INHIBITOR ON SCAR FORMATION IN WISTAR KYOTO AND SPONTANEOUSLY HYPERTENSIVE RATS  
**Eun Young Rha**, Jong-Won Rhie, Gyeol Yoo
- PO194 – ID 352** TOPICAL APPLICATION OF THE SILICONE GEL SHEET WITH VERAPAMIL MICROPARTICLES IN A RABBIT MODEL OF HYPERTROPHIC SCAR  
**Eun Young Rha**, Yoon Ho Kim, Tae-jung Kim, Gyeol Yoo, Jong-Won Rhie, Hyun-Jung Kim, Il-Kyu Park
- PO195 – ID 535** INCORPORATION OF PIOGLITAZONE (PEROXISOME PROLIFERATOR-ACTIVATED RECEPTOR  $\gamma$  AGONIST) INTO BIODEGRADABLE GELATIN HYDROGELS ACCELERATES WOUND HEALING  
**Shigeki Sakai**, Keisuke Sato, Keisuke Sato, Noriko Aramaki, Yasuhiko Tabata, Kazuo Kishi
- PO196 – ID 1095** TESTING THE ANTI-PROTEINASE ACTIVITY OF A DETERGENT  
Sunyoung Jeong, **Gregory Schultz**, Daniel Gibson
- PO197 – ID 721** VALIDATION OF LOW COST INFRARED THERMOMETERS FOR MONITORING DEEP AND SURROUNDING WOUND INFECTION  
Asfandyar Mufti, Pat M. Coutts, **R. Gary Sibbald**
- PO198 – ID 324** CANCELLED
- PO199 – ID 64** STUDY OF SUPERFICIAL BRANCH OF SUPERFICIAL CIRCUMFLEX ILIAC ARTERY FOR SUEPRFICIAL CIRCUMFLEX ILIAC ARTERY PERFORATOR FLAP ELEVATION  
**Hyun-Suk Suh**, Hyong Wha Jung, Joonpio Hong
- PO200 – ID 600** PHYSICAL DIFFERENCES BETWEEN RISK ASSESSMENT FOR THE PRESSURE ULCER / DEEP TISSUE INJURY  
**Makoto Takahashi**
- PO201 – ID 347** LACK OF INKT CELLS LEADS TO PERSISTED INFILTRATION OF NEUTROPHILS AND DELAYED WOUND HEALING PROCESS IN SKIN  
**Hiromasa Tanno**, Kazuyoshi Kawakami, Emi Kanno, Keiko Ishii, Ryoko Maruyama, Masahiro Tachi
- PO202 – ID 381** STUDY OF PLATELET RICH PLASMA AND PLATELET PATCH FOR THE ACUTE WOUNDS HEALING IN MINI-PIG ANIMAL MODEL  
**Hsin-Chung Tsai**, Shinn-Chih Wu, Tsai-Ping Lee, Chuan-Mu Chen
- PO203 – ID 181** EFFECT OF OBESITY ON CUTANEOUS WOUND HEALING WITHOUT TENSION IN OBESE MICE  
**Tamae Urai**, Kanae Mukai, Kimi Asano, Yukari Nakajima, Junko Sugama, Toshio Nakatani
- PO204 – ID 937** WOUND EXUDATE FROM (ARTERIO) VENOUS ULCERS INHIBITS IN VITRO SPROUTING OF ENDOTHELIAL CELLS  
**L.J. Van den Broek**, E.M. Weijers, H.N. Monsuur, C. Van Montfrans, E.M. de Boer, P. Koolwijk, S. Gibbs
- PO205 – ID 1131** NEONATAL SATELLITE CELLS ARE HIGHLY PROLIFERATIVE BUT FORM ONLY FEW MYOTUBES  
Paola L. Carvajal Monroy, Frank A. Wagener, **Johannes W. Von den Hoff**
- PO206 – ID 136** DETERMINATION OF THE FLUID HODLING CAPACITY (FHC) AND PROTEIN RETENTION OF THE NEW MONOFILAMENT DEBRIDER DEVICE  
**Cornelia Wiegand**, Kirsten Reddersen, Martin Abel, Carina Schmalenbach, Wolfgang Harreither, Peter Ruth, Jeanette Muldoon, Uta-Christina Hipler

**PO207 – ID 137** IN VITRO COMPARISON OF THE DEBRIDEMENT PERFORMANCE OF THE TWO DEBRIDER DEVICES  
**Cornelia Wiegand**, Kirsten Reddersen, Martin Abel, Stefanie Delange, Peter Ruth, Uta-Christina Hipler

**PO208 – ID 166** EFFECT OF ANTIOXIDANT BOTANICALS ON WOUND HEALING IN AN EPIDERMAL KERATINOCYTE MONOLAYER SCRATCH MODEL  
**John Wille**

**PO209 – ID 661** ADIPOSE-DERIVED STEM CELLS SEEDED ON PORCINE ACELLULAR DERMAL MATRIX INCREASE CELL INFILTRATION AND AUTOCRINE EFFECT IN A RAT MODEL OF A FULL-THICKNESS DEFECT  
**Sheng-Hua Wu**, Shu-Hung Huang

## BIOTECHNOLOGY

**PO210 – ID 737** ROLE OF AMNIOTIC MEMBRANE IN THE ECOSYSTEM SKIN OF PATIENTS WITH SKIN LESIONS “HARD TO HEEL”: CONTROLLED STUDY  
**Grasso Antonino**, Grazia Strazzeri, Santina Coco, Paola Rota Compagnini, Giuseppe Chisari

**PO211 – ID 420** DYNAMICS OF EXTERNALLY-APPLIED CERAMIDE IN RATS STRATUM CORNEUM: A PILOT STUDY  
**Miku Aoki**, Kazuhiro Ogai, Masato Kobayashi, Junko Sugama

**PO212 – ID 950** A COMPARISON STUDY BETWEEN VIABLE AND DEVITALIZED CRYOPRESERVED HUMAN AMNIOTIC MEMBRANE  
**Yi Arnold**, Thomas Uveges, Alexandra Gyurdieva, Doug Jacobstein, Michelle Leroux, Alla Danilkovitch

**PO213 – ID 849** EXTERNAL VOLUME EXPANSION AND ADIPOGENESIS: THE ROLE OF INFLAMMATION  
**Franco Bassetto**, Dennis Paul Orgill, Carlotta Scarpa, Luaya Fabrizio Mpungu, Luca Lancerotto, Giorgio Giatsidis

**PO214 – ID 850** VASER ULTRASOUND ASSISTED LIPOPLASTY IN THE TREATMENT OF LIPEDEMA AND MULTIPLE SYMMETRIC LIPOMATOSIS  
**Franco Bassetto**, Carlotta Scarpa, Francesco Reho, Vincenzo Vindigni

**PO215 – ID 1146** EFFECTS OF HELIUM COLD ATMOSPHERIC PLASMA ON WOUND HEALING  
**P. Brun**, S. Corrao, E. Tarricone, V. Vindigni, A. Leonardi, V. Deligianni, P. Brun, G. Abatangelo, M. Zuin, E. Martines

**PO216 – ID 549** THE CAPACITY OF 2 MM MATRIDERM® AS A DERMAL SUBSTITUTE IN SINGLE-STAGE SKIN GRAFTING  
**Youngwoong Choi**, Changryul Yi, Woongkyu Choi, Youngjoon Kim, Sanghyun Nam

**PO217 – ID 1042** BIOPHOTONIC THERAPY APPLIED TO PRESSURE ULCERS: A NEW THERAPEUTIC POSSIBILITIES?  
**Alessandro Corsi**

**PO218 – ID 1142** SUCCESSFUL METHODOLOGY TO TREAT COMPLEX WOUNDS WITH DERMAL SUBSTITUTES  
**Luiz Gustavo Balaguer Cruz**, Vania Declair Cohen

**PO219 – ID 460** USE OF A NEW DERMAL SUBSTITUTE IN DIFFICULT ULCERS  
**Barbara De Angelis**, Disegni Chiara, Fabrizio Orlandi, Valerio Cervelli

**PO220 – ID 477** PH CHANGES ARE RESPONSIBLE FOR HEALING IN CHRONIC WOUNDS  
**Thomas Eberlein**, Thomas Riesinger

**PO221 – ID 1173** A CLINICAL TRIAL TO EVALUATE THE EFFICACY OF THE MISONIX SONICONE O.R. SONICVAC FOR SURGICAL DEBRIDEMENT OF CHRONIC WOUNDS  
**Mark Granick**, Mayer Tenenhaus

**PO222 – ID 451** A NEW SURGICAL DEBRIDEMENT DEVICE: LOW FREQUENCY DIRECT CONTACT ULTRASOUND WITH VACUUM ASPIRATION  
**Mark Granick**, Michael Baruch, Wayne Caputo, Paul Glat

**PO223 – ID 1174** SPRAY CONTAINMENT FOR SURGICAL DEBRIDEMENT TOOLS  
**Mark Granick**, Liel Rubinsky

**PO224 – ID 1176** SURGICAL DEBRIDEMENT WITH SONICONE; AN INITIAL LOOK AT THE BACTERIAL LOAD PRE AND POST LOW FREQUENCY DIRECT CONTACT ULTRASOUND  
**Mark Granick**, Daria Abolghasemi, Karen Szymanski, Michael Baruch, Jamshed Zuberi

**PO225 – ID 1048** COVERAGE OF DEEP CUTANEOUS WOUNDS IN LIMBS USING DERMAL TEMPLATE IN COMBINATION WITH NEGATIVE PRESSURE THERAPY AND SUBSEQUENT SKIN GRAFT  
**Dimas Milcheski**, Alexandre Audi, Rodolfo Lobato, Hugo Nakamoto, Marcus Ferreira, Paulo Tuma Jr.

**PO226 – ID 751** EVALUATION OF SKIN-BARRIER FUNCTION BY SKIN BLOTTING  
**Takeo Minematsu**, Gojiro Nakagami, Aya Kitamura, Taichi Goto, Hiromi Sanada

**PO227 – ID 202** STIMULATION OF REGENERATIVE PROCESSES IN CHRONIC WOUNDS WITH PLATELET-RICH AUTOPLASMA, AN EXPERIMENTAL AND CLINICAL STUDY  
**Vladimir Obolenskiy**, Darya Ermolova, Natalia Borovkova, Maxim Makarov

**PO228 – ID 208** PHASE I CLINICAL TRIAL OF BACTERIAL NANOCELLULOSE BIOMEMBRANES INCORPORATED WITH ALOE VERA  
**Camila Paes**, Hudson Polonini, Luismar Porto

**PO229 – ID 1096** HEALING POTENTIAL OF A SULFATED POLYSACCHARIDE FROM THE RED SEAWEED CRYPTONEMIA CRENULATA IN A 3D HUMAN SKIN EQUIVALENT MODEL  
**Natássia Ribeiro**, Gessica Hellen Frota Gomes, Lipsa Mohanty, Jacqui MCGovern, Tony Parker, Norma Maria Barros Benevides

**PO230 – ID 501** WOUNDS TREATED WITH HUMAN EPIDERMAL ALLOGRAFT. MEXICAN EXPERIENCE  
**Beatriz Santillán Aguirre**, Alma P. Reyes Ibarra

**PO231 – ID 1073** BIOMARKERS OF WOUND HEALING  
**Michael Stacey**

**PO232 – ID 843** CHARACTERIZATION AND THE RELEASE KINETICS OF SILVER FROM 4 DIFFERENT DRESSINGS  
**Vincenzo Vindigni**, Warren Cairns, Marco Roman, Chiara Rigo, Carlo Barbante, Franco Bassetto

## BURNS

**PO233 – ID 250** BURN CASES COMPLICATED BY TSS  
**Shintaro Asai**

**PO234 – ID 528** CASE STUDY ON PEDIATRIC BURNS USING ADJUVANT THERAPY WMCS  
**Nurazlin Azman**, Kim Kuan Coreen Low, Herni Lutfiah Hussein, Joanne Jovina Cheng, Yong Chen Por

**PO235 – ID 325** FRACTIONAL LASER AND STEM CELLS TREATMENT FOR BURN SCAR MODULATION  
L. Rodriguez-Menocal, M. Salgado, R.J. Christy, S. Becerra, J. Gil, A. Candanedo, W. Guzman, S. Natesan, J. Valdes, M. Solis, A. Higa, C.I. Schulman, J.S. Waibel, S.C. Davis, **E.V. Badiavas**

**PO236 – ID 327** STEM CELLS TO PREVENT CONTRACTION AND ENHANCE HEALING IN A THIRD DEGREE BURN MODEL  
L. Rodriguez-Menocal, M. Salgado, R.J. Christy, S. Becerra, J. Gil, A. Candanedo, W. Guzman, S. Natesan, J. Valdes, M. Solis, A. Higa, C.I. Schulman, J.S. Waibel, S.C. Davis, **E.V. Badiavas**

**PO237 – ID 1116** ESTABLISHMENT OF THE DIABETIC MICE FULL-THICKNESS SKIN DEFECT MODEL  
**Dayong Cao**, Xihua Niu, Chengde Xia, Ligang Xu, Deping Li, Fanchao Shi

**PO238 – ID 1006** DISCARDED BURN ADIPOSE TISSUE DERIVED STEM CELLS FOR BURN WOUND HEALING  
Vasanth S. Kotamarti, **Alexandra Conde-Green**, Lauren S. Sherman, Michael A. Marano, Edward S. Lee, Pranela Rameshwar, Mark S. Granick

**PO239 – ID 1082** CHEMICAL BURN DUE TO A PROLONGED CONTACT WITH GASOLINE: TREATMENT TACTICS AND TOXICOLOGICAL ASPECTS  
Darius Bagdanavicius, **Inga Guogiene**, Jamil Hayek, Karolina Venslauskaitė, Agne Andriuskeviciute

**PO240 – ID 1044** MANAGEMENT OF THIRD DEGREE BURN DUE TO VASER LIPOSUCTION CLOSED BY RUBBER BAND AND VAC THERAPY  
**Ayman Helmi**



- PO241 – ID 360** THE INTEGRATION OF MOIST ENVIRONMENT FOR ENHANCING WOUND HEALING IN SEVERE BURN PATIENTS: THE EXPERIENCE FROM DUST EXPLORATION CASES IN TAIWAN  
**Ching-Uen Huang**, Shun-Cheng Chang, Shu-Fen Chen, Jui-Chen Tsai, Ming-Te Huang
- PO242 – ID 147** BURN WOUND CARE USING V.A.C  
**Cheol Soo Jeong**
- PO243 – ID 753** MANUKA HONEY DRESSING COMPARED WITH 2% SILVER SULFATHIAZOLE CREAM ON THE TREATMENT OF SUPERFICIAL BURNS  
**Wilemska-Kucharzewska Katarzyna**, Kucharzewski Marek, Sopata Maciej
- PO244 – ID 106** BURN WOUND OF THE LOWER LEG WITH EXPOSED TENDON TREATED BY PERIFASCIAL AREOLAR TISSUE GRAFT: A CASE REPORT  
**Chu Kimura**, Kikuko Takahashi
- PO245 – ID 561** EFFECTS OF EXTRACORPOREAL SHOCK WAVE THERAPY FOR THE MANAGEMENT OF BURN PRURITUS  
**Seung Yeol Lee**, So Young Joo, Yoon Soo Cho, Cheong Hoon Seo
- PO246 – ID 154** THE NURSING EXPERIENCE OF A PATIENT FROM THE FORMOSA FUN COAST EXPLOSION  
**Chia-Fen Lin**
- PO247 – ID 750** TOPICAL APPLICATION OF AQUACEL AG FOR THE TREATMENT OF SUPERFICIAL BURN  
**Kucharzewski Marek**, Wilemska-Kucharzewska Katarzyna, Sopata Maciej
- PO248 – ID 84** CULTIVATED INVITRO EPIDERMAL ALLOGRAFT USE IN FACIAL BURNS  
**Roberto Carlos Mares Morales**
- PO249 – ID 371** A CASE OF MODERATE TEMPERATURE BURN INJURY OF THE LEFT FOOT IN WHICH LOWER LIMB AMPUTATION COULD BE AVOIDED  
**Munetomo Nagao**, Yukihiko Arai, Hiroaki Kimura, Tomoyuki Yasuoka, Katsuhiko Kashiwa, Seiichiro Kobayashi
- PO250 – ID 1059** COMORBIDITIES AND HOSPITAL LENGTH STAY IN PEDIATRIC PATIENTS AT A BURN CENTER IN MEXICO  
**Marco Antonio Ocadiz Gonzalez**, Yaneth Martínez Tovilla, Arturo García Villaseñor, Roberto Carlos Mares Morales
- PO251 – ID 178** EFFECTS OF SKIN REHABILITATION NURSING THERAPY FOR HYPERTROPHIC SCAR IN BURN PATIENTS  
**Jung Ok Oh**, Hye Seon Hwang
- PO252 – ID 179** WOUND TREATMENT STEVENS JOHNSON SYNDROME AND TOXIC EPIDERMIC NECROSIS WITH EPIFAST® (LIVE CULTURED HUMAN KERATINOCYTES): THE EXPERIENCE IN TWO BURN UNITS OF MEXICO  
**Pablo Rodriguez**, Juan Bosco
- PO253 – ID 188** AN OBSERVATIONAL STUDY WITH PRONTOSAN® WOUND GEL X IN PARTIAL AND FULL THICKNESS SKIN BURNS  
**Jurij Kiefer**, Kamran Harati, Wibke Müller-Seubert, Björn Behr, Jochen Winter, Lisa Müller, Ulrich Kneser, Marcus Lehnhardt, Adrien Daigeler, Adrian Dragu
- PO254 – ID 160** A CASE OF ELECTRICAL INJURY OF THE UPPER EXTREMITY TREATED WITH FREE OMENTAL FLAP  
**Kikuko Takahashi**, Taisuke Sakamoto, Chu Kimura

## CHRONIC WOUND THERAPY

- PO255 – ID 829** THE ROLE OF THE LIGHT REACTIVE TOPICAL GEL (LUMIHEAL™) IN THE TREATMENT OF PRESSURE ULCERS: PRELIMINARY RESULTS  
**Franco Bassetto**, Carlotta Scarpa
- PO256 – ID 464** EVALUATION OF SURGICAL DEBRIDEMENT IN VASCULAR LESIONS  
**Luigi Battaglia**
- PO257 – ID 426** CANCELLED

- PO258 – ID 876** HIDRADENITIS SUPPURATIVA: A SUCCESSFUL EXPERIENCE  
**Sandra Marina Gonçalves Bezerra**, C. Benício, K.M. Guimarães, G. Nogueira, F. Da Silva, S. Vieira, A. Araújo
- PO259 – ID 1145** DEVELOPMENTS TOWARDS A MINIATURIZED SMART SYSTEM FOR LIGHT STIMULATION AND MONITORING OF WOUND HEALING, PROGRESS IN EU PROJECT MEDILIGHT  
**Marielle Bouschbacher**, Julien Steinbrunn, David Kallweit, Rolando Ferrini, Anja Becker, Anna Klaczynski, Natalia Kuch, Christian Boehme, Kyriakos Michaelides, Rhys Waite, Norbert Gretz, Rudolf Frycek, Dionysios Manassis
- PO260 – ID 422** IS REALLY “UNNA BOOT” METHOD OUT-DATED BY NOW?  
**Cernica Chausha Weitman**
- PO261 – ID 1070** EVALUATION OF AN ESTERIFIED HYALURONIC ACID WOUND MATRIX FOR THE CLOSURE OF DIABETIC FOOT ULCERS AND VENOUS LEG ULCERS  
**Windy Cole**
- PO262 – ID 1071** THE USE OF A SURFACTANT BASED GEL TO PROMOTE A MOIST WOUND ENVIRONMENT TO ADVANCE AUTOLYTIC DEBRIDEMENT AND FACILITATE A CLEAN WOUND ENVIRONMENT  
**Windy Cole**
- PO263 – ID 129** THE DEVELOPMENT AND BENEFITS OF A NURSE LED COMPLEX WOUND CLINIC: 12 YEARS ON  
**Mark Collier**
- PO264 – ID 144** CANCELLED
- PO265 – ID 1060** BIOACTIVE BETA GLUCAN GEL AND PREPARATION OF THE WOUND BED  
**Keith Cutting**
- PO266 – ID 1159** BIOACTIVE BETA-GLUCANS AND CLINICAL BENEFITS AS ILLUSTRATED THROUGH 3 CASE STUDIES  
**Keith Cutting**
- PO267 – ID 970** THE IMPACT OF NON-THERMAL GAS PLASMA ON BACTERIAL PATHOGENS (PLANKTONIC AND BIOFILM PHENOTYPE) IN VITRO AND IN AN ANIMAL MODEL  
**Keith Cutting**
- PO268 – ID 747** THE NATURE OF BETA-GLUCANS- AND THE ROLE IN WOUND CARE OF A NOVEL BIOACTIVE BETA-GLUCAN GEL – WOULGAN  
**Keith Cutting**
- PO269 – ID 953** CELLS IN VIABLE HUMAN CRYOPRESERVED PLACENTAL ALLOGRAFT PERSIST IN CHRONIC WOUNDS  
**Alla Danilkovitch**, Sandeep Dhall, Malathi Sathyamoorthy, Jin-Qiang Kuang
- PO270 – ID 1043** NEW MONOFILAMENT-FIBRE DEBRIDER LOLLY – EXPERIENCE IN PRACTICE  
Valentina Dini, Thomas Blum, Anke Bültemann, Joachim Dissemmon, Thomas Eberlein, Jan Forster, Karsten Glockemann, Norbert Kolbig, Gunnar Riepe, Ingo Stoffels, Ulrike Wagner, Ludger Wördehoff, Jackie Stephen-haynes, Rosie Callaghan, Clare Morris, Michael Schmitz, **Stefanie De Lange**, Martin Abel
- PO271 – ID 288** COMBINED STRATEGY FOR THE MANAGEMENT OF SEVERE CHEST WALL RADIONECROSIS IN ELDERLY PATIENTS: THE LAPAROSCOPICALLY HARVESTED OMENTAL FLAP WITH A SKIN GRAFT AND VACUUM-ASSISTED CLOSURE THERAPY  
**Myriam Delomenie**, Isabelle Fromantin, Florence Rollot, Irène Kriegel, Fabien Reyat, Virginie Fourchette
- PO272 – ID 198** NEGATIVE PRESSURE WOUND THERAPY AS PART OF A STAGED RECONSTRUCTION FOR LIMB PRESERVATION OF CHARCOT FOOT AND ANKLE DEFORMITY PATIENTS  
**Lawrence Didomenico**, Danielle Butto, Frank Luckino Iii
- PO273 – ID 82** GLUTERAL-FOLD ADIPOFASCIAL PERFORATOR FLAP TRANSPOSITION FOR RECTURETHRAL FISTULA RECONSTRUCTION  
**Masaki Fujioka**, Kenji Hayashida, Hiroto Saijo
- PO274 – ID 1023** THE USE OF DEHYDRATED UMBILICAL CORD IN THE SUCCESSFUL TREATMENT OF CHRONIC WOUNDS  
**Matthew Garoufalis**

- PO275 – ID 1024** THE USE OF INJECTABLE MICRONIZED AMNIO/CHORION MEMBRANE IN THE SUCCESSFUL TREATMENT OF CHRONIC WOUNDS  
**Matthew Garoufalis**
- PO276 – ID 940** UTILIZATION OF VIABLE INTACT CRYOPRESERVED HUMAN PLACENTAL MEMBRANE FOR DURABLE WOUND CLOSURE IN ACTIVELY SMOKING PATIENTS WITH PERIPHERAL ARTERIAL DISEASE AND RECALCITRANT LOWER EXTREMITY ULCERATIONS  
**Georgina Michael**, Jon Smedley
- PO277 – ID 660** HOME CARE IN LOMBARDY, HOW TO MAKE EFFICIENT AND EFFECTIVE THE HOME TREATMENT OF CHRONIC INJURIES  
**Corrado Giunta**, Rovena Galazzi, Giorgio Cavallo
- PO278 – ID 455** COMBINED DEBRIDEMENT EFFECTIVENESS IN OUTPATIENT SETTING: CLINICAL ASSESSMENT AND NEW PERSPECTIVES  
**Deborah Granara**, Marco Marchelli, Federico Bedin, Cinzia Viaggi, Ernesta Benedetti, Silvia Pienovi, Gianluigi Rossi, Giuseppe Perniciaro, Catia Maura Bonvento, Giuseppina Orlanno
- PO279 – ID 1084** COMBINED MEDICAL TREATMENT FOR RECURRING TROPHIC ULCERS IN BOTH CALVES  
Mantas Sakalauskas, **Inga Guogiene**, Jamil Hayek, Agne Andriuskeviciute, Darius Bagdanavicius
- PO280 – ID 625** AN EVALUATION ON THE EFFECT OF FECAL MANAGEMENT SYSTEM (FMS) FOR MANAGING FECAL INCONTINENCE  
**Eunjin Han**
- PO281 – ID 780** POSITIVE OUTCOMES OF TOPICAL HAEMOGLOBIN THERAPY WITHIN 100 SLOUGHY WOUNDS WITHIN THE COMMUNITY SETTING  
**Sharon Dawn Hunt**
- PO282 – ID 958** A NOVEL RECOMBINANT HUMAN COLLAGEN-BASED FLOWABLE MATRIX FOR CHRONIC WOUND MANAGEMENT  
Eran Tamir, Eyal Shapira, Elad Keren, **Hannah Kaufman**
- PO283 – ID 348** SURGICAL TREATMENT OF THE LATE-ONSET SCALP WOUND FOLLOWING RADIATION FOR INTRACRANIAL NEOPLASM  
**Byung Jun Kim**, Ung Sik Jin, Kyung Won Minn, Hak Chang
- PO284 – ID 370** EASY-TO-USE PRESERVATION AND APPLICATION OF PLATELET-RICH PLASMA; THE COMBINATION WOUND THERAPY WITH A GELATIN SHEET AND FREEZE-DRIED PLATELET-RICH PLASMA  
Naoki Morimoto, Natsuko Kakudo, **Rina Koseki**, Tsunekata Ogur, Tomoya Hara, Kenji Kusumoto
- PO285 – ID 310** EVALUATION OF EPIDERMAL GRAFTS FOR THE TREATMENT OF COMPLEX WOUNDS IN A WOUND CARE CENTER: A LARGE CASE SERIES  
**Katherine Lincoln**
- PO286 – ID 1111** 3C PATCH™ – AN ADAPTIVE TRIPLE LAYERED AUTOLOGOUS PATCH AND ITS CLINICAL USE ON HARD-TO-HEAL DIABETIC FOOT ULCERS.  
**Rasmus Lundquist**, Bo Jørgensen-Tonny Karlsmark, Katarina Fagher, Magnus Löndahl
- PO287 – ID 853** 87% OF WOUNDS EITHER IMPROVED OR HEALED AFTER 4 WEEKS OF TREATMENT WITH ACELLULAR FISH SKIN GRAFT: A RETROSPECTIVE STUDY ON 68 WOUNDS  
Baldur T. Baldursson, Fífa Konradsdóttir, **Skuli Magnusson**, Hilmar Kjartansson, Gudmundur F. Sigurjonsson
- PO288 – ID 854** CANCELLED
- PO289 – ID 513** VIRUS FREE ANTIBIOTIC FREE MINIMALIZED KGF PLASMID TOPICALLY APPLIED STRENGTHENS NORMAL AND REJUVENATES ATROPHIC SKIN  
**Guy Marti**
- PO290 – ID 304** ELEVATED LEVELS OF MATRIX METALLOPROTEINASES IN THE HEALING PROCESS OF CHRONIC WOUNDS – AN UPDATED REVIEW OF CLINICAL EVIDENCE  
**Sylvie Meaume**
- PO291 – ID 1090** TREATMENT OF MRSA INFECTED WOUNDS: STRATEGY A SUCCESS WITH ULTRASOUND TECHNOLOGY  
**Morena Mascalchi**, Mirella Rossi, Sara Sandroni

- PO292 – ID 499** WOUND THERAPY IN FINE ARTS  
**Massimo Papi**, Papi Claudia, Luva Fania, Didona Dario
- PO293 – ID 648** COST-EFFECTIVENESS OF SILVER ALGINATE FOR INFECTED HARD-TO-HEAL WOUNDS TREATMENT IN BRAZIL  
**Luciana Lopes Mensor**, Danielle Bastos Frassi, Camila Pepe Ribeiro Souza
- PO294 – ID 704** SAFETY ASSESSMENTS OF THE CO2 LASER IN CHRONIC SKIN-ULCERS TREATMENT: A PROSPECTIVE, NON-RANDOMIZED, CLINICAL TRIAL  
**Carlo Mirabella**
- PO295 – ID 954** HONEY IN THE DEBRIDEMENT OF FIBRIN  
**Cecile Moisan**
- PO296 – ID 150** A BED-SIDE APP FOR IMPROVED WOUND MANAGEMENT  
**Rut F. Öien**
- PO297 – ID 1029** MONITORING OF PRESSURE ULCERS IN NATIONAL REGISTRY OF HOSPITALISED PATIENTS (2007, 2014)  
**Andrea Pokorna**, Klára Benešová, Jirí Jarkovský, Jan Mužík, Petra Búrilová, Dimitri Beeckman
- PO298 – ID 860** PIEZOELECTRICSURGERY AS AN INNOVATIVE TOOL FOR CRONIC WOUND AND ULCER TREATMENT  
**Alex Pontini**, Vincenzo Vindigni, Franco Bassetto
- PO299 – ID 975** NPWT IN INDIA: A PERSONAL EXPERIENCE  
**Sitaram Prasad**
- PO300 – ID 1010** TWENTY PATIENT EXPERIENCES WITH TOPICAL PHARMACEUTICAL COMPOSITION CONTAINING AS ACTIVE INGREDIENT A MIXTURE OF POLLEN EXTRACT AND VEGETABLE OIL UNSAPONIFIABLES IN TREATMENT OF SKIN CHRONIC WOUNDS  
**Alessandro Ragno**, Daniele Marsili, Emanuela Cavallaro, Luca Turrini, Federica Marmo, Michele Apa, Luis Severino Martin
- PO301 – ID 482** THE USE OF AUTOLOGOUS PLATELET-RICH PLASMA GEL IN THE TREATMENT OF CHRONIC LEG WOUNDS. IS IT EFFECTIVE?  
**Domantas Rainys**, Goda Astrauskaite, Romualdas Dasevicius, Loreta Pilipaityte, Rytis Rimdeika
- PO302 – ID 1077** WOUND-HEALING SECRETOME: AN ACELLULAR, POTENT WOUND BED STIMULATOR  
**Christianne Reijnders**, Michiel Haasjes, Maria Thon, Rik Scheper, Sue Gibbs
- PO303 – ID 583** CLINICAL PATHWAY HOSPITAL TERRITORY FOR THE PATIENTS BEARER OF INJURY TO CHRONIC LOWER IN TREATMENT PROSTANOID: EXPERIENCE OF A HEALTH  
Bellandi Guido, **Mascalchi Morena**, Rossi Mirella, Sandroni Sara, Sereni Paolo
- PO304 – ID 244** RECONSTRUCTION OF INTRACTABLE ULCER EXPOSING SHOULDER JOINT BY BIPEDICLE FLAP AND THORACOACROMIAL ARTERY PERFORATOR FLAP  
**Kaori Sakai**, Shigenobu Sakai, Toshifumi Akazawa, Mitsuru Sekido
- PO305 – ID 828** EXTRACORPOREAL ACOUSTIC WAVE THERAPY (EAWT) AND ULCERS: A PILOT SPERIMENTAL STUDY  
**Carlotta Scarpa**, Sandro Rizzato, Franco Bassetto
- PO306 – ID 773** FREE FIBULA FLAP TRANSFER FOR RECONSTRUCTION OF OSTEORADIONECROSIS OF MANDIBLE  
**Fumiaki Shimizu**, Miyuki Uehara, Miwako Oatari, Manami Kusatsu, Wu Wei Min
- PO307 – ID 592** TREATMENT OF VENOUS ULCERS OF THE ENTIRE SHIN IN THE PATIENT WITH SEVERE CHRONIC RENAL INSUFFICIENCY  
**Sanja Špoljar**
- PO308 – ID 1113** EXPERIENCE OF THE HEALING OF PLATELET-RICH PLASMA TO 148 DIFFICULT WOUNDS CASES  
**Liying Wang**, Yonghua Lei, Xihua Niu, Weiguo Su
- PO309 – ID 1122** THE DISTRIBUTION AND ANALYSIS ACINETOBACTER BAUMANNII BIOFILMS FROM WOUND IN VITRO MODEL  
**Liying Wang**, Xihua Niu, Lingang Xu, Yonghua Lei, Guanlong Yang
- PO310 – ID 1132** PREVALENCE OF WOUND RELATED NEUROPATHIC PAIN IN A PRIMARY HEALTH CARE SETTING: A SINGLE SITE, DESCRIPTIVE PILOT STUDY  
**Wendy White**

## COMMUNITY CARE

- PO311 – ID 881** NURSE-LED CLINIC FOR WOUND CARE: A DESCRIPTIVE STUDY  
**Aichaa Ait Bassou**
- PO312 – ID 1034** MANAGEMENT OF CHRONIC WOUNDS: THE ROLE OF NURSING CLINICS  
**V. Amprino**, E. Azzan, G. Demartis, M.E. Focati, M.G. Mezzasalma, C.R. Rizzella, M. Roncali, R. Stura, P. Tortarolo, G. Gentili
- PO313 – ID 626** CANCELLED
- PO314 – ID 465** CHARACTERISTICS OF TRAINING CONDUCTED BY CLINICAL DEPARTMENT FOR ADVANCED TREATMENT OF WOUNDS  
**Gisele Chicone**, José Roberto Araújo, Paloma Lemos Santos, Elaine Mendes, Cristiane Campos, Karen Heilbuth, Vanessa Borges
- PO315 – ID 1108** CANCELLED
- PO316 – ID 1046** INNOVATION AND COOPERATION IN THE FIELDS OF WOUND CARE AND TISSUE REGENERATION: WHAT HAVE WE DONE AND WHAT SHALL WE DO?  
**Xiaobing Fu**
- PO317 – ID 825** EVALUATION OF FIVE YEARS OF WORK IN AN DIFFUCULT WOUNDS AMBULATORY  
**Lina Luciani**
- PO318 – ID 570** THE THERAPY OF PATIENTS WITH VASCULAR ULCERS OF THE NETWORK; THE ULCER AS A SYMPTOM NOT AS AN ILLNESS  
**Filippo Magnoni**
- PO319 – ID 156** IS THERE STILL A PLACE FOR AN EFFICIENT COST-EFFECTIVE WOUND TREATING IN HOSPITAL OR IS IT NOWADAYS OLDFASHIONED ?  
**Kryspin Mitura**, Iwona Witowska
- PO320 – ID 973** NEGATIVE PRESSURE WOUND THERAPY CONTRIBUTING TO REDUCTION OF WOUND CARE BURDEN: A BLESSING FOR A DEVELOPING NATION  
**Nitin Sethi**
- PO321 – ID 722** INFORMATIONAL PAMPHLET ON PRESSURE SORES IN SPINAL CORD INJURY PATIENTS: AN USEFUL TOOL FOR PREVENTION  
Luca Spallone, Siriana Landi, Alba Borriello, Micaela Battilana, Luca Negosanti, **Rossella Sgarzani**
- PO322 – ID 8** DOCTORS AND NURSES BECOME SOFT TARGETS OF VIOLENCE  
**Kshitij Shankhdhar**
- PO323 – ID 792** ANKLE BRACHIAL INDEX FOR RISK ASSESSMENT OF PERIPHERAL ARTERIAL DISEASE AMONG COMMUNITY-DWELLING OLDER ADULTS: PRELIMINARY STUDY  
**Hyo Jeong Song**
- PO324 – ID 990** THE ROLE OF TELEMEDICINE IN WOUND CARE: A REVIEW AND ANALYSIS OF A DATABASE OF 5795 PATIENTS FROM A MOBILE WOUND-HEALING CENTER IN LANGUEDOC-ROUSSILLON, FRANCE  
**Aditya Sood**, Mark Granick, Luc Téot
- PO325 – ID 265** STUDY ON EFFECTIVENESS OF SEAMLESS CARE FOR PATIENTS WITH PRESSURE ULCERS  
Namiko Yamanaka, Yukie Yanai, Kumi Matsumoto, Keiko Uchiyama, Junko Fujishige, Toshiko Iwamoto, Maki Iwata, Mayumi Emura, **Makiko Tanaka**
- PO326 – ID 903** FROM THE HOSPITAL TO THE TERRITORY: THE DEVELOPMENT OF A NURSING CARE PATHWAY AND ITS RESULTS  
**Francesco Uccelli**, Gabriella Scampuddu, Marilena Pradal, Federica Melani, Michela Macchia, Monica Scateni, Marco Romanelli

## DIABETIC FOOT ULCERS

- PO327 – ID 883** DIABETIC FOOT WOUNDS AND PATIENTS RELATED RISK FACTORS AT FIRST CLINICAL PRESENTATION  
**Mohammed Al Derwish**, Samir Ouizi, Mona Toledo
- PO328 – ID 639** PREVALENCE OF CHARCOT FOOT PATIENTS AMONG DIABETIC FOOT ULCERATION AT KING SAUD UNIVERSITY HOSPITAL  
Samir Ouizi, **Mohammad Al Derwish**, Mona Toledo
- PO329 – ID 551** PREVALENCE OF DIABETIC FOOT WOUNDS AMONG CHARCOT FEET PATIENTS  
**Mohammad Al Derwish**
- PO330 – ID 1053** CANCELLED
- PO331 – ID 487** COMPLICATIONS OF DIABETIC FOOT  
**Andrej Angelini**
- PO332 – ID 1045** APPLICATION OF DEHYDRATED HUMAN AMNION/CHORION MEMBRANE ALLOGRAFT TO PROMOTE HEALING OF RECALCITRANT LOWER EXTREMITY WOUNDS IN 45 PATIENTS  
**Robert Frykberg**, Laura Heath, Edward Tierney, Arthur Tallis
- PO333 – ID 675** A DIABETIC FOOT STORY  
**Ethem Bilgic**
- PO334 – ID 100** DIABETIC FOOT ULCERS OF THE ELDERLY: EVALUATION OF CLASSIFICATION SYSTEMS  
**Andrea Bruttocao**, Claudio Terranova, Gabriella Guarneri, Angelo Avogaro
- PO335 – ID 99** EFFECTS OF POLYDEOXYRIBONUCLEOTIDE IN THE TREATMENT OF DIABETIC FOOT ULCERS  
**Andrea Bruttocao**
- PO336 – ID 832** PLANTAR SURGICAL APPROACH AND MID FOOT STABILIZATION BY EXTERNAL FIXATION IN TREATMENT OF MEDIOTARSAL OSTEOMYELITIS IN ULCERATED MID FOOT CHARCOT NEUROARTHROPATHY  
**Carlo Maria Ferdinando Caravaggi**, Adriana Barbara Sganzeroli, Maria Sole Fattori, Piero Gherardi, Roberto Cassino, Roberta De Prisco, Daniele Simonetti
- PO337 – ID 833** SQUARE, RANDOM FASCIOCUTANEOUS PLANTAR FLAPS FOR TREATING NON INFECTED DIABETIC PLANTAR ULCERS: A PATIENT SERIES  
**Carlo Maria Ferdinando Caravaggi**, Adriana Barbara Sganzeroli, Maria Sole Fattori, Piero Gherardi, Roberto Cassino, Roberta De Prisco, Daniele Simonetti
- PO338 – ID 680** IS ANKLE-BRACHIAL INDEX A PROGNOSTIC FACTOR IN PATIENTS WITH DIABETIC FOOT ULCERS?  
Hakan Uncu, **Arda Cetinkaya**, Baris Erzincan, Ugur Bengisun
- PO339 – ID 363** CORRELATION OF MAJOR AMPUTATION AFTER IMPROVEMENT OF TRANSCUTANEOUS TISSUE OXYGENATION  
**Shun-Cheng Chang**, Meing-Chung Chang, Ming-Te Huang
- PO340 – ID 798** WATERSHED MANAGEMENT OF "FOOD PRESERVATION": EXEMPLIFIED BY A REGIONAL HOSPITAL IN CENTRAL TAIWAN  
**Ming-Tse Chen**
- PO341 – ID 960** DIABETIC CHARCOT'S HAND: A RARE EXTRA-PEDAL CASE OF DIABETIC CHARCOT'S OSTEOARTHROPATHY  
**Tai-Ju Cheng**
- PO342 – ID 1081** USE OF OXIDIZED REGENERATED CELLULOSE/COLLAGEN MATRIX IN CHRONIC DIABETIC FOOT ULCERS: A SYSTEMATIC REVIEW  
**Gisele Chicone**, Viviane Fernandes Carvalho, Andre Oliveira Paggiaro
- PO343 – ID 19** COMPARISON OF FIVE SYSTEMS OF CLASSIFICATION OF DIABETIC FOOT ULCERS AND PREDICTIVE FACTORS FOR AMPUTATION  
**Hwan Jun Choi**
- PO344 – ID 1080** MODIFIED LISFRANC AMPUTATION FOR HEMATOMA PREVENTION IN DIABETIC FOOT ULCER  
**Matthew Seung Suk Choi**, Jang Hyun Lee, Jung Woo Chang, Soo Seong Leem



- PO345 – ID 300** DECISION OF HIGH LEVEL MAJOR AMPUTATION IN DIABETIC FOOT: WHEN?  
**Ercan Cihandide**, Deniz Yahci, Oguz Kayiran
- PO346 – ID 946** CANCELLED
- PO347 – ID 911** LIPOGEM®: A SYSTEM OF PREPARATION AND LOCAL INJECTION OF MICRO-FRACTURED ADIPOSE TISSUE IN THE TREATMENT OF MINOR AMPUTATIONS IN DIABETIC FOOT. PRELIMINARY EXPERIENCE  
**Gioachino Coppi**, Giulia Trevisi Borsari, Roberto Silingardi, Roberto Lonardi
- PO348 – ID 714** A CASE OF MULTIDISCIPLINARY STEP-WISE APPROACH LEADING TO ULCER HEALING IN A DIABETIC FOOT  
**Sílvia Da Silva**, M. Jesus Dantas, Vânia Fernandes, Miguel Maia, Júlio Marinheiro, M. João Bastos, João Pinto-de-Sousa
- PO349 – ID 489** RECONSTRUCTIVE CONSERVATIVE TREATMENT FOR DIABETIC FOOT ULCERS: OUR EXPERIENCE  
**Panfilo Antonio Di Gregorio**
- PO350 – ID 1069** VIRULENCE FACTORS ARE COMMON AMONG PSEUDOMONAS AERUGINOSA ISOLATES FROM DIABETIC FOOT INFECTIONS  
**Bulent M. Ertugrul**, Erman Oryasin, Bulent Bozdogan, Benjamin A. Lipsky
- PO351 – ID 769** KELLER ARTHROPLASTY; A CURE FOR THE CHRONIC HALLUX ULCERATION, A RETROSPECTIVE STUDY OF 16 PATIENTS  
**Robert Frykberg**
- PO352 – ID 794** THE DIABETIC FOOT: PREVENTION BETTER THAN AMPUTATION  
**Xiaobing Fu Fu**, Yufeng Jiang Jiang
- PO353 – ID 113** DAPTOMYCIN USE IN DIABETIC FOOT ULCERS WITH OSTEOMYELITIS  
**Salvatore Giordano**, Pietro Guzzetta, Rosolino Di Franco, Rosaria Pinto, Maria Stella Aliquò
- PO354 – ID 480** EFFICACY OF A TOPICAL MEDICAL DEVICE OF A PHOLYNUCLIOTIDE AND HYALURONIC ACID GEL IN DIABETIC FOOT CARE  
**Salvatore Giordano**, Pietro Guzzetta, Rosolino Di Franco, Rosaria Pinto, Maria Stella Aliquò
- PO355 – ID 1114** THE NURSING EXPERIENCE OF A PATIENT FACING AMPUTATION WITH DIABETIC DIABETIC FOOT AND PERIPHERAL ARTERIAL OCCLUSIVE DISEASE  
**Feng Chun Hsu**, Chia Fen Lin
- PO356 – ID 776** SUCCESSFUL OUTCOMES WITH TOPICAL HAEMOGLOBIN THERAPY WITHIN CHRONIC DIABETIC FOOT ULCERS  
**Sharon Dawn Hunt**
- PO357 – ID 682** EXTENSIVE SCREENING FOR ULCERATIVE RISK CONFIRMS THE HIGH PREVALENCE OF FOOT PATHOLOGY AND ITS ROLE AS MARKER OF COMORBIDITY IN GENERAL DIABETIC POPULATION  
**Laura Ambrosini Nobili**, Angela Augugliaro, Alberto Coppelli, Rosa Giannarelli, Alberto Piaggese
- PO358 – ID 653** RELATIONSHIP BETWEEN GAIT ALTERATIONS AND MICROVASCULAR CHRONIC COMPLICATIONS IN TYPE 2 DIABETIC PATIENTS.  
**Elisabetta Iacopi**, Carmelo Chisari, Alberto Coppelli, Alberto Piaggese
- PO359 – ID 611** ONE STAGE ACELLULAR DERMAL MATRIX WITH SPLIT THICKNESS SKIN GRAFT FOR DIABETIC FOOT WOUNDS  
**Minyoung Jang**
- PO360 – ID 815** INTERVENTION OF DIABETES FOOT CARE AND EDUCATION IN PRACTICES TO INCREASE HEALABILITY RATE OF ULCERS AND REDUCE NEW ULCER FORMATION IN PATIENTS WITH TYPE 2 DIABETES MELLITUS  
**Bharat Kotru**, Kumud Joshi
- PO361 – ID 1157** CANCELLED
- PO362 – ID 281** RISK FACTORS FOR MAJOR AMPUTATION AND IN-HOSPITAL DEATH IN PATIENTS WITH LOWER LEG ULCERATION  
**Takeshi Kurihara**, Tomoya Sato, Shigeru Ichioka
- PO363 – ID 389** WHAT KIND OF LIFE DO DIABETICS IN RURAL AREAS HAVE WITHOUT HEALTH CARE AND BASIC HYGIENIC MINIMUM?  
**Stanislava Laginja**, Marin Marinovic
- PO364 – ID 810** COMPLICATED SURGICAL WOUND ON STUMP TREATED WITH CELLULOSE-BASED FIBRE DRESSING WITH AG  
**Cinzia Lanzone**, Linda Solari
- PO365 – ID 405** A CLINICAL EVALUATION OF A BIOCELLULOSE MEMBRANE DRESSING IN NEUROPATHIC AND NEURO-ISCHAMIC ULCERATION  
**Kathleen Leak**, Sue Johnson
- PO366 – ID 588** STATIC STRETCHING OF TRICEPS SURAE MUSCLE RELIEVES FOREFOOT PRESSURE DURING WALKING IN DIABETIC PATIENTS  
**Noriaki Maeshige**, Yoshikazu Hirasawa, Maiki Moriguchi, Hiroto Terashi, Hidemi Fujino
- PO367 – ID 116** CHARACTERIZATION OF PATIENTS WITH DIABETIC FOOT DISEASE PRESENTING TO AN IRISH PODIATRY CENTRE: PROFILING SUITABILITY FOR ENTRY TO A CLINICAL TRIAL OF ADVANCED WOUND THERAPEUTICS  
**Andrea Marie Mahon**, Claire Macgilchrist, Caroline Mcintosh, Timothy O'brien
- PO368 – ID 403** DIABETIC FOOT COMPLICATED BY VERTEBRAL OSTEOMYELITIS AND EPIDURAL ABSCESS: A CASE REPORT  
**Alessandro Mantovani**, Ilaria Teobaldi, Maddalena Trombetta, Fabrizia Perrone, Enzo Bonora, Vincenzo Stoico
- PO369 – ID 243** CLONAL CONVERSION OF KERATINOCYTES IN CASES UNDERGOING HEMODIALYSIS FOR CHRONIC RENAL FAILURE THAT ACCOMPANIES DIABETIC NEPHROPATHY  
**Kyoichi Matsuzaki**, Daisuke Nanba, Kazuo Kishi
- PO370 – ID 607** MANAGEMENT OF DIABETIC FOOT ULCERS USING A NEXT-GENERATION ANTIMICROBIAL DRESSING: A CASE SERIES  
Rachel Torkington-stokes, **Daniel Metcalf**, Phil Bowler
- PO371 – ID 623** A NOVEL TECHNIQUE USING CO2 LASER FOR THE TREATMENT OF LOWER LIMB ULCERS WITH EXPOSED BONE. A PROOF-OF-CONCEPT STUDY  
**Matteo Monami**, Sara Aleffi, Luca Giannoni, Leonardo Masotti, Edoardo Mannucci, Andrea Belardinelli, Carlo Mirabella
- PO372 – ID 695** A RANDOMISED, OPEN LABEL, CONTROLLED TRIAL TO EVALUATE THE ANTIMICROBIAL EFFECT OF CO2-LASER TREATMENT IN DIABETIC INFECTED FOOT ULCERS.DULCIS (DIABETIC ULCER, CO2-LASER AND INFECTIONS) STUDY. CORRECT  
**Matteo Monami**, Valentina Vitale, Sara Aleffi, Stefania Zannoni, Besmir Nreu, Ilaria Dicembrini, Carlo Mirabella, Leonardo Masotti, Edoardo Mannucci
- PO373 – ID 985** CANCELLED
- PO374 – ID 1119** THERAPY OF DIABETES IN COMBINATION WITH BURN  
**Xihua Niu**, Weiguo Su, Guanlong Yang, Shaojun Xu, Peipeng Xing
- PO375 – ID 205** ANALYSIS OF THE TREATMENT RESULTS IN PATIENTS WITH COMPLICATIONS OF NEUROPATHIC FORM OF DIABETIC FOOT SYNDROME  
**Vladimir Obolenskiy**, Viktor Protsko, Elena Komelyagina, Darya Ernolova, Alexander Molochnikov
- PO376 – ID 630** DIABETIC FOOT WOUNDS TREATMENT: INDICATIONS FOR USE OF DERMAL REGENERATION TEMPLATE AND NEGATIVE PRESSURE WOUND DRESSING.  
**Marcelo Oliveira**
- PO377 – ID 710** TREATMENT OF WOUND AFTER AMPUTATION TOES OF THE LEFT FOOT IN PATIENTS WITH DIABETES MELLITUS  
Vanessa Amaral, Natacha Diene S. Silva, **Sibila Lilian Osis**
- PO378 – ID 691** OPINIONS THAT COUNTS: PATIENTS' PERCEPTION AND EVALUATION OF THE PERI-OPERATIVE MANAGEMENT DURING SURGERY FOR DIABETIC FOOT  
Luca Bonaventura, Serena Giusti, Chiara Menichini, Elisabetta Iacopi, Chiara Goretti, Alberto Coppelli, **Alberto Piaggese**
- PO379 – ID 959** PROSPECTIVE CLINICAL EVALUATION OF A NOVEL DRESSING FOR NPWT AT THE LOWER LIMB IN A GROUP OF DIABETIC FOOT PATIENTS  
**Alberto Piaggese**, Lorenza Abbruzzese, Elisabetta Iacopi, Chiara Goretti, Alberto Coppelli
- PO380 – ID 1109** IMPLEMENTING A LEAN METHODOLOGY IN DIABETIC FOOT CARE MANAGEMENT  
**Salama Raji**, Gulnaz Tariq

**PO381 – ID 935** EVALUATE THE EFFECTIVENESS OF A NEW WOUND DRESSING TECHNOLOGY IN COMBINATION WITH NPWT IN THE MANAGEMENT OF HARD-TO-HEAL DIABETIC FOOT ULCERS.  
**Josep Royo Serrando**

**PO382 – ID 795** PERFORMANCE OF THE STOMA FRONT OF THE DIABETIC PATIENT'S CHALLENGE: CASE REPORT  
**Juliana Santos, Jesse Souza Ferreira**

**PO383 – ID 7** UNNECESSARY DIABETIC FOOT AMPUTATIONS  
**Kshitij Shankhdhar**

**PO384 – ID 645** APOSEC ENHANCES WOUND HEALING IN A DIABETIC MOUSE MODEL  
Denise Traxler, Claudia Keibl, Dominica Lidinsky, Joachim Hartinger, Sylvia Nuernberger, Heinz Redl, Hendrik Jan Ankersmit, **Paul Slezak**

**PO385 – ID 557** EVALUATING THE MANAGEMENT OF DIABETIC FOOT ULCERS: A QUALITY ASSURANCE RETROSPECTIVE COHORT STUDY  
**Ranjani Somayaji, Reneeka Persaud, James Elliott, Morgan Lim, Laurie Goodman, R. Gary Sibbald**

**PO386 – ID 296** POLYDEOXYRIBONUCLEOTIDE FACILITATES HEALING OF ULCERS IN DIABETIC PATIENTS  
**Francesco Squadrito, Alessandra Bitto, Gabriele Pizzino, Domenica Altavilla**

**PO387 – ID 967** SUCCESSFUL USE OF VAC THERAPY FOR PREVENTION OF AMPUTATION AND MANAGING CRITICAL DIABETIC FOOT INFECTION  
**Shah Srujal**

**PO388 – ID 585** ANATOMICAL STUDY OF SUPERFICIAL FEMORAL ARTERY AND COLLATERALS; IS IT SAFE TO USE DEEP FOMORAL ARTERY IN DIABETIC PATIENTS?  
**Hyunsuk Suh, Young Chul Kim, Joon Pio Hong**

**PO389 – ID 996** CANCELLED

**PO390 – ID 995** CANCELLED

**PO391 – ID 873** DIABETIC FOOT HEALING AND PREVENTION: A MATCHING AMONG TEAM, TECHNOLOGY AND TENACITY  
**Fabrizia Toscanella, Corrado Maria Durante, Riccardo Garcea, Gaetano Manfredi, Lorenzo Valesini**

**PO392 – ID 246** THE USE OF TOPICAL INSULIN / ORC COLLAGEN IN THE TREATMENT OF DIABETIC FOOT ULCERS  
**Terry Treadwell, Donna Walker, Betty Nichols, Maggie Taylor, Preston Touliatos, Cole Dixon**

**PO393 – ID 1009** A CLINICAL CASE SERIES TO CONSIDER THE EFFECTIVENESS OF SODIUM CARBOXYMETHYL CELLULOSE WITH REGENERATED FIBRES, IONIC SILVER, ETHYLENEDIAMINETERAACETIC ACID AND BENZETHONIUM CHLORIDE IN THE TREATMENT  
**Pauline Wilson, Corey Gillen**

**PO394 – ID 1138** CLINICAL OBSERVATION ON QUFUQINGJIN OPERATION AND QINGIXAO GRANULE OF CLAN XI TREATING THE SEVERE CASE IN DIABETIC FOOT JINJUE( OR GANGRENE)  
**Pengchao Xing, Yemin Cao, Jiuyi Xi**

**PO395 – ID 945** CANCELLED

**PO396 – ID 217** SOFT TISSUE REPAIR PROCESSES IN PATIENTS WITH DIABETIC FOOT ULCERS AFTER COLLAGEN DRESSINGS AND STANDARD MANAGEMENT  
**Ekaterina Zaitseva, Alla Tokmakova, Ludmila Doronina, Iya Voronkova, Roman Molchkov**

## DIAGNOSTIC TOOLS

**PO397 – ID 441** EVALUATION OF OUTPATIENT IMPLEMENTATION OF BENSEN-JENSEN WOUND ASSESSMENT TOOL  
**Barbara Bertini, Giordano Cotichelli, Marianna Frattes, Stefano Santini**

**PO398 – ID 351** DERMATOPATHOLOGICAL EVALUATION OF OSTEOPONTIN EXPRESSION: A NEW BIOMARKER AND A POTENTIAL THERAPEUTIC TARGET FOR CHRONIC WOUNDS  
**Lucas Cavallin, Stacy Chimento, Paolo Romanelli**

**PO399 – ID 345** MINIMALLY INVASIVE ANALYTICAL TOOLS FOR MONITORING SKIN HYDRATION AND VOLATILE SKIN EMISSIONS  
**Emer Duffy, Keana De Guzman, Stephen Lyons, Aoife Morrin**

**PO400 – ID 57** THE USE OF FLORESCENCE ANGIOGRAPHY IN HEALING DIABETIC FOOT ULCERS  
**Matthew Garoufalos**

**PO401 – ID 297** ANIMAL EXPERIMENTS USING NEAR INFRARED (NIR) SPECTROSCOPY FOR THE ASSESSMENT OF HAEMOGLOBIN OXYGENATION IN FLAP SURGERY  
**Michel Hermans**

**PO402 – ID 295** NEAR INFRARED SPECTROSCOPY (NIRS) USED FOR MEASURING BURN DEPTH: A PROMISING TOOL.  
**Michel Hermans**

**PO403 – ID 215** OUR EXPERIENCE AND EVALUATION OF NECROTIZING FASCIITIS  
**Toshiyuki Minamimoto, Erika Kusajima, Hiroyuki Kasajima, Naoki Tsujiguchi, Yoshihiro Takeyama, Satoko Iwai, Maki Adachi, Kosuke Ishikawa, Toshihiko Hayashi**

**PO404 – ID 189** CHARACTERISING THE MOLECULAR COMPOSITION OF WOUND FLUID.  
**Ceri Morris, Nicola Ivin, Claudia Consoli, Keith Harding, Ian Weeks**

**PO405 – ID 1026** ANALYSIS OF THE OUTCOME OF LYMPHOVENOUS ANASTOMOSIS USING LYMPHOSCINTIGRAPHY AND SPECT-CT, NEW CLASSIFICATION OF LOWER-LIMB LYMPHEDEMA  
**Yoshihiro Noda, Takeshi Iimura, Takuya Tsuge, Yoshimitsu Fukushima, Shinichiro Kumita, Rei Ogawa**

**PO406 – ID 631** A COMPARATIVE STUDY OF WOUND SIZE MEASUREMENT TECHNIQUES: FROM LINEAR DIMENSIONS TO COMPUTERISED METHODS  
**Domantas Rainys, Romualdas Dasevicius, Tomas Ptasinskas**

**PO407 – ID 109** IS A WOUND SWAB FOR MICROBIOLOGICAL ANALYSIS SUPPORTIVE IN THE CLINICAL ASSESSMENT OF INFECTION IN A CHRONIC WOUND?  
**Armand Rondas, Ruud Halfens, Jos Schols, Kelly Thiesen, Thera Trienekens, Ellen Stobberingh**

**PO408 – ID 902** PREOPERATIVE RISK ASSESSMENT TOOL FOR WOUND DEHISCENCE IN PATIENTS FOLLOWING ABDOMINAL SURGERY: INTERNAL VALIDATION OF THE PERTH SURGICAL WOUND DEHISCENCE RISK ASSESSMENT TOOL (PSWDRAT)  
**Kylie Sandy-Hodgetts, Keryln Carville, Gavin Leslie, Richard Parsons**

**PO409 – ID 748** INFRARED SKIN THERMOMETRY: AN UNDERUTILIZED COST EFFECTIVE TOOL FOR DETERMINING DEEP AND SURROUNDING WOUND INFECTIONS  
**R. Gary Sibbald, Mufti Afsandiyar**

**PO410 – ID 1106** HEMODYNAMIC PATTERNS IN VENOUS ULCERS  
Fausto Passariello, **Carolina Weller**

## DRESSING

**PO411 – ID 308** TEST OF FOAM DRESSINGS WITH SILICONE ADHESIVE: FLUID HANDLING CAPACITY WITH AND WITHOUT COMPRESSION  
**Mai Britt Bansholm Andersen**

**PO412 – ID 443** THE USE OF AN ELASTIC COMPRESSING SYSTEM WITH A DOUBLE SOCK (ULCER KIT) TO TREAT LOWER LIMBS ULCER AFFECTING PATIENTS WITH CHRONIC VENOUS FAILURE  
**Barbara Bertini, Giordano Cotichelli, Marianna Frattes, Stefano Santini**

**PO413 – ID 783** HOW TO REMOVE DAMAGES DUE TO A WRONG DRESSING TO AVOID PAIN AND SURGERY  
**Roberto Cassino, Andrea Garghetti, Carlo Caravaggi**

**PO414 – ID 1154** A CASE STUDY TO EVALUATE AN EXUDATE TRANSFER DRESSING WITH SOFT SILICONE FOR PATIENT WITH RADIATION SKIN REACTION  
Paloma Lemos, José Roberto Araujo, **Gisele Chicone**

- PO415 – ID 882** EXUDING CHRONIC SKIN WOUNDS: A NEW TECHNOLOGY FOR AN “OLD” PROBLEM  
**Alessandro Corsi**
- PO416 – ID 458** THE USE OF NEW BIODRESSING CELLULOSA-BASE IN WOUND HEALING  
**Barbara De Angelis**, Fabrizio Orlandi, Chiara Disegni, Valerio Cervelli
- PO417 – ID 254** PRELIMINARY EVALUATION OF A NEW GENERATION SOFT SILICONE FOAM DRESSING FOR THE TREATMENT OF HIGHLY EXUDATIVE VENOUS LEG ULCERS (VLUS) UNDER COMPRESSION BANDAGE  
**Diane Li Kheng Eng**, Tina Pei Ting Lai
- PO418 – ID 124** AQUACEL AG: COST-EFFECTIVENESS EVALUATION  
**Francesca Falciani**, Francesca Chellini, Elisabetta Paoletti
- PO419 – ID 763** MEDICAL GRADE HONEY AS AN ALTERNATIVE TO SURGERY- A CASE SERIES  
**Kathy Gallagher**
- PO420 – ID 757** AN IN VITRO STUDY OF COLLAGEN DRESSINGS AND THEIR EFFECT ON MAINTAINING A MOIST WOUND ENVIRONMENT  
**Amanda Grande**, Daryl Sivakumaran, Val Ditizio
- PO421 – ID 921** EXPERIENCES WITH THE USE OF THE POLYHEXANIDE-CONTAINING CELLULOSE WOUND DRESSING IN WOUNDS WITH BONE TISSUE EXPOSED  
**Sandra Guerrero Gamboa**
- PO422 – ID 475** EVALUATION OF A GENTIAN VIOLET AND METHYLENE BLUE DRESSING FOR THE MANAGEMENT OF CHRONIC WOUNDS DISPLAYING CLINICAL SIGNS OF INCREASED BACTERIAL BURDEN  
**Heil Jolene**
- PO423 – ID 12** EFFECTS OF A SKIN BARRIER CREAM ON MANAGEMENT OF INCONTINENCE-ASSOCIATED DERMATITIS IN BEDRIDDEN ELDERLY  
**Yoshie Ichikawa**, Yuka Kon, Terumi Iuchi, Yukari Nakajima, Moriyoshi Fukuda, Gojiro Nakagami, Keiko Tabata, Hiromi Sanada, Junko Sugama
- PO424 – ID 589** AN EVALUATION OF A NON-ADHESIVE HYDROPOLYMER FOAM DRESSING WITH LIQUALOCK® ADVANCED ABSORPTION TECHNOLOGY ON PATIENTS WITH LOW TO HIGHLY EXUDING WOUNDS.  
**Nicola Ivins**
- PO425 – ID 162** A NIPPLE SPLINT USING TEXTILE-LIKE THERMOPLASTIC CAST  
**Yu Jin Kim**, Seo Hyung Lee
- PO426 – ID 647** RADIATION THERAPY INDUCED DERMATITIS: CASE STUDY  
**Heejung Kim**, Eunji Kim
- PO427 – ID 1188** YPEREXUDING PRESSURE SORES: A NEW TREATMENT TO AVOID MACERATION  
**Agnieszka Kopniak**, Roberto Cassino
- PO428 – ID 830** BURN WOUND MANAGEMENT USING BILAYER COLLAGEN, RAPIDERM® CARE BILAYER  
**Jung Hwan Lee**
- PO429 – ID 1127** AN IN-VITRO ASSESSMENT OF THE EFFECT OF INTIMATE CONTACT ON BACTERIAL COLONISATION UNDER A CARBOXYMETHYLCELLULOSE (CMC) DRESSING  
**Jodie Lovett**, Sarah Roberts, Christian Stephenson
- PO430 – ID 1177** SILK DRESSING: HOW CAN IT IMPROVE SUPERFICIAL WOUND MANAGEMENT?  
**Laurence Mathieu**, Janine Bigaignon, Joel Blomet
- PO431 – ID 418** AUTOLYTIC DEBRIDEMENT IN COMPRESSION THERAPY ON LOWER LIMBS  
**Sabrina Mazzanti**
- PO432 – ID 688** BLOOD ABSORPTION CAPACITY OF POST-OPERATIVE WOUND DRESSINGS  
Farkhondeh Feili, Anna Svensby, **Sara McCarty**
- PO433 – ID 604** FLUID HANDLING PROPERTIES OF POST-OPERATIVE WOUND DRESSINGS  
Farkhondeh Feili, Anna Svensby, **Sara McCarty**

- PO434 – ID 681** FLUID RETENTION AND REWETTING CAPACITY OF POST-OPERATIVE WOUND DRESSINGS  
Farkhondeh Feili, Anna Svensby, **Sara McCarty**
- PO435 – ID 375** EFFICACY OF A SILVER RELEASING POLYURETHANE FOAM IN REDUCTION OF COMPLICATIONS POST-PACEMAKER AND IMPLANTABLE CARDIOVERTER DEFIBRILLATOR IMPLANTATION  
**Antonietta Mele**, Claudia Cortelazzo, Ornella Forma
- PO436 – ID 609** A REAL-LIFE CLINICAL EVALUATION OF A NEW NEXT-GENERATION ANTIMICROBIAL WOUND DRESSING IN THE UK  
**Daniel Metcalf**, David Parsons, Phil Bowler
- PO437 – ID 612** CLINICAL SAFETY AND EFFECTIVENESS EVALUATION OF A NEW ANTIMICROBIAL DRESSING DESIGNED TO MANAGE EXUDATE, INFECTION AND BIOFILM  
**Daniel Metcalf**, David Parsons, Phil Bowler
- PO438 – ID 616** COMPARISON OF NEGATIVE PRESSURE WOUND THERAPY AND SECONDARY INTENTION HEALING AFTER EXCISION OF ACRAL LENTIGINOUS MELANOMA ON THE FOOT  
**K.A. Nam**, B.H. Oh, H.B. Lee, K.Y. Chung
- PO439 – ID 552** DRESSINGS WHICH HAVE A PRESSURE ULCER PREVENTION EFFECT BY REDUCING FRICTION AND SHEAR FORCE  
**Norihiko Ohura**, Takehiko Ohura, Makoto Takahashi, Kiyonori Harii
- PO440 – ID 891** EXPERIENCE I MULTIDISCIPLINARY SYMPOSIUM OF STATE HEALTH SECRETARIAT OF SÃO PAULO IN THE PREVENTION AND TREATMENT OF WOUNDS – BRAZIL  
**Andrieia Cristine Deneluz Schunck Oliveira**, Sandra Tavares, Sayonara Scota, Mariana Takahashi
- PO441 – ID 497** DRESSING-SELECTION SMARTPHONE APPS: A SURVEY OF INDEPENDENT NURSES IN FRANCE  
**Raphaël Masson**, Florence Leone, Luc Téot
- PO442 – ID 1028** COMPARISON OF THE ANTIBACTERIAL EFFECTS ON PSEUDOMONAS AERUGINOSA AND A STAPHYLOCOCCUS AUREUS BIOFILM OF A CLASS III PHMB RELEASING FOAM AND A CLASS IIB PHMB NON-RELEASING FOAM  
**Kirsten Reddersen**, Cornelia Wiegand, Martin Abel, Stefanie Delange, Peter Ruth, Uta-Christina Hipler
- PO443 – ID 141** EFFECT OF NON-ADHERING DRESSINGS ON PROMOTION OF FIBROBLAST PROLIFERATION AND WOUND HEALING IN VITRO  
**Cornelia Wiegand**, Martin Abel, Stefanie Delange, Peter Ruth, Uta-Christina Hipler
- PO444 – ID 143** IN-VITRO-ASSESSMENT OF FLUID MANAGEMENT BY PU FOAM DRESSINGS UNDER COMPRESSION USING A VERTICAL MACERATION MODEL  
Cornelia Wiegand, **Kirsten Reddersen**, Martin Abel, Stefanie Delange, Peter Ruth, Uta-Christina Hipler
- PO445 – ID 221** POST TRAUMATIC WOUNDS. TREATMENT WITH POLYURETHANE FOAM WITH HYDROFIBER  
**Gabriolo Riccardo**, Costi Caterina
- PO446 – ID 866** A NEW FOAM AT CLOSED CELLS, CLINICAL PERFORMANCE  
**Elia Ricci**, Monica Pittarello, Manuela Giarratane
- PO447 – ID 867** A SILVER HYDROGEL  
**Elia Ricci**, Monica Pittarello, Veronica Fessia, Eleonora Tonini, Fabrizio Moffa
- PO448 – ID 868** FOAM DRESSING IN TREATMENT OF VENOUS ULCERS, CASE SERIES  
**Elia Ricci**, Monica Pittarello, Mafalda Gonella, Veronica Fessia, Patrizia Amione
- PO449 – ID 864** ROLE OF COLLAGEN DRESSING IN CHRONIC WOUNDS  
**Elia Ricci**, Keit Cutting
- PO450 – ID 283** EFFICACY OF A SILVER RELEASING VERTICAL ABSORPTION POLYURETHANE FOAM WITH PERFORATED SILICONE LAYER COMPARED WITH A SILVER RELEASING VERTICAL ABSORPTION POLYURETHANE FOAM IN INFECTED WOUNDS  
**Sara Sandroni**



- PO451 – ID 579** THE USE OF AN ADVANCED MEDICATION IN HYDROFIBER AND POLYURETHANE FOAM IN A DIFFICULT CASE: A CASE REPORT  
**Sara Sandroni**
- PO452 – ID 743** CURRENT CLINICAL OPINION ON THE ROLE OF SLOW RELEASE LOW CONCENTRATION POVIDONE IODINE IN WOUND CARE  
**R. Gary Sibbald**, James Elliott
- PO453 – ID 601** COMBINED SELF-ADHERENT ANTIMICROBIAL WOUND DRESSING IN TREATMENT OF LEG ULCERS, OBSERVATION STUDY  
**Lubos Sobotka**, Vladimira Adamkova, Jitka Borkovcova
- PO454 – ID 1097** A MODIFIED CHITOSAN DRESSING (MCS) POTENTLY INHIBITS BIOFILM-FORMING BACTERIA  
**Shomita S. Steiner**, Piya Das Ghatak, Priyanka Pandey, Mithun Sinha, Sashwati Roy, Chandan K. Sen
- PO455 – ID 1099** A SURFACTANT POLYMER PASTE POTENTIATES ANTIMICROBIAL EFFICACY IN BIOFILM DISRUPTION  
Piya Das Ghatak, **Shomita S. Steiner**, Priyanka Pandey, Mithun Sinha, Sashwati Roy, Chandan K. Sen
- PO456 – ID 1041** BENEFICIAL EFFECT OF GRAPHENE-BASED DRESSING ON WOUND HEALING  
**Kotzki Sylvain**, Savina Yann, Bouchiat Vincent, Cracowski Jean-Luc
- PO457 – ID 1020** PHMB HYDRO-BALANCE BIOCELLULOSE DRESSING VS 10 YEARS OF LEG ULCERS: A CASE REPORT  
**Ilaria Teobaldi**, Barbara Baldo, Patrizia Piccagli, Fiorenza Grandi, Giancarlo Santoro, Fabrizia Perrone, Vincenzo Stoico
- PO458 – ID 728** MIXING WOUND DRESSINGS: DOES IT AFFECT CLINICAL OUTCOMES?  
**Joy Tickle**, Louise Gregory
- PO459 – ID 983** AQUACEL AG+EXTRA: ANTIMICROBIAL DRESSING WITH DEBRIDING ACTION  
**C. Tonello**, M. Scomparin, O. Scarpazza, G. Camporese, F. Nalin, G. Salmistraro, N. Griggio, R. Martini, P. Zulian, M. Bettella, E. Baracco, S. Morandin, L. Cacco, G. Avruscio
- PO460 – ID 1165** A RANDOMISED CLINICAL TRIAL COMPARING TWO WOUND DRESSINGS USED AFTER ELECTIVE HIP AND KNEE ARTHROPLASTY  
**Philippe Van Overschelde**, Hilde Beel
- PO461 – ID 618** THE EFFECT OF HYDROCOLLOID FORMULATION ON CYTOKINE EXPRESSION IN THE STRATUM CORNEUM  
**David Voegeli**, Arash Moavenian
- PO462 – ID 186** AN IN VITRO EVALUATION OF THE PHYSICAL PROPERTIES OF A NEW GELLING FIBRE DRESSING  
**Alexander Waite**, Craig Delury, Sophie Regan
- PO463 – ID 135** MEASUREMENT OF THE ADHESION DISPOSITION OF ALUMINIUM-COATED DRESSINGS IN VITRO  
**Cornelia Wiegand**, Martin Abel, Stefanie Delange, Peter Ruth, Uta-Christina Hipler
- PO464 – ID 165** IS THE PRESENCE OF BIOFILM THE MAIN FACTOR THAT KEEP US AWAY FROM SUCCESSFUL WOUND HEALING? – REPORT OF A CASE SERIES TREATED WITH HYDROFIBER SILVER DRESSINGS.  
**Iwona Witowska**, Krystin Mitura
- PO465 – ID 1093** SILVER FOAM DRESSING (MEPILAX-AG) FOR THE RECIPIENT SITE IN SKIN GRAFTING  
**Jiun-Ting Yeh**, Hui-Mei Yang, Cheng-Wei Lin, Shih-Yuan Hung, Jui-Hung Sun, I-Wen Chen, Yu-Yao Huang
- PO466 – ID 412** COMPARISON OF VARIOUS WOUND DRESSING MATERIALS ON SUPERFICIAL SKIN DEFECT IN THE RAT  
Seoul Lee, Youngcheon Na, **Seonsik Yun**, Woohoe Heo, Eunsook Huh, Jeongmi Lee
- PO467 – ID 240** HOW DO WE CLOSE OUR WOUNDS IN MÉXICO? USING KERATINOCYTES CULTURED DRESSING (EPIFAST)  
**Ricardo Zapata**

## EPIDEMIOLOGY

- PO468 – ID 824** NURSTRAL®: A SMARTPHONE APPLICATION TO IMPROVE CLINICAL AND EPIDEMIOLOGICAL RESEARCH IN WOUND HEALING  
**Francois Allaert**

- PO469 – ID 1148** PREVALENCE OF ACUTE AND CHRONIC WOUNDS IN PORTUGAL  
**Paulo Jorge Pereira Alves**, João Amado, Margarida Vieira
- PO470 – ID 1164** PREVALENCE OF OBESITY IN PATIENTS WITH VENOUS LEG ULCERS  
Michele Neves Brajão Rocha, Rosângela Aparecida Oliveira, **Gisele Chicone**
- PO471 – ID 121** EPIDEMIOLOGY AND SEVERITY OF SKIN CONDITIONS AND WOUNDS IN LONG-TERM CARE: RESULTS OF A MULTI-CENTRE PREVALENCE STUDY  
**Elisabeth Hahnel**, Jan Kottner
- PO472 – ID 500** DEVELOPING A CLOUD BASED PROTOTYPE PREVALENCE TOOL ACROSS THE CONTINUUM OF CARE  
**Rosemary Kohr**, Corrine Mcisaac, Virginia Mcnaughton
- PO473 – ID 90** WHO SUFFERS FROM DRY SKIN IN LONG-TERM CARE? RESULTS OF A MULTI-CENTER CORRELATIONAL STUDY IN NURSING HOMES AND HOSPITALS  
**Andrea Lichterfeld**, Nils Lahmann, Ulrike Blume-Peytavi, Jan Kottner
- PO474 – ID 712** PREVALENCE OF ACUTE AND CHRONIC WOUNDS IN PATIENTS IN PUBLIC HOSPITALS OF MANAUS, AMAZONAS  
Nariani Souza Galvão, **Paula Nogueira**, Vera Lúcia Gouveia Santos
- PO475 – ID 895** IMPORTANCE OF STOMATHERAPY SERVICE IN A PALLIATIVE CARE HOSPITAL, SÃO PAULO – BRAZIL  
Arnaldo Pinheiro Costa, **Andreia Cristine Deneluz Schunckl Oliveira**
- PO476 – ID 782** THE WOUND CARE IN A WOUND CLINICAL INTERDISCIPLINARY UNIT ALLOWS INCREASING THE ANNUAL RATE OF HEALED WOUNDS  
Helena Sureda-Vidal, Marta Ferrer-Sola, Josefina Clapera-Cros, Ester Fontserè-Candell, Mariona Espauella-Ferrer, Victor Gonzalez-Martinez, Joan Espauella-Panicot, **Marta Otero-Vinas**
- PO477 – ID 54** HOSPITAL CARE FOR CHRONIC SKIN WOUNDS IN A HOSPITAL OF ROME PROVINCE DURING THE YEAR 2014  
**Alessandro Ragno**, Daniele Marsili, Emanuela Cavallaro, Gian Luigi Limiti, Michele Apa, Luis Severino Martin, Angelo Emanuele Catucci
- PO478 – ID 1156** RETE VULNOLOGICA ALESSANDRINA. A DESCRIPTIVE STUDY  
**Carmen Rita Rizzella**, Giuseppina Demartis, Maria Grazia Mezzasalma, Paola Tortarolo, Mara Roncali, Massimo Guazzotti, Maria Elisena Focati, Gilberto Gentili
- PO479 – ID 789** INCIDENCE OF PRESSURE SORES IN PATIENTS IN CARDIOLOGY AND CARDIAC MECHANICAL SUPPORT WITH EXTRACORPOREAL MEMBRANE OXYGENATION (ECMO) DEVICES PLACED ON DYNAMIC PRESSURE SORE PREVENTION. THE RESULTS OF  
**Veronica Ruggeri**, Simona Bagni, Isabella Sperduti
- PO480 – ID 756** NORMAL BOWEL HABIT IN A URBAN POPULATION OF LONDRINA CITY, IN PARANÁ  
Alexandro Trombini Santos, **Vera Lucia Santos**, Fernanda Schmidt, José Marcio Jorge, Rita De Cassia Domansky
- PO481 – ID 709** WOUND SURGERY COMPLICATIONS IN PATIENTS TREATED IN INTENSIVE CARE UNITS OF A LARGE SURGICAL HOSPITAL IN SAO PAULO  
**Cinthia Viana Bandeira Silva**, Vera Lúcia Conceição De Gouveia Santos
- PO482 – ID 740** WOUND CARE IN THE INFECTIOUS AND TROPICAL DISEASES UNIT, CAREGGI HOSPITAL, FIRENZE: 2009-2014 SNAPSHOT  
**Michele Spinicci**, Lorenzo Mitresi, Leonardo Cantasano, Chiara Barbetti, Manila Graziani, Costanza Priore, Barbara Guasti, Filippo Bartalesi, Cristina Fabbri, Alessandro Bartoloni
- PO483 – ID 9** PRESSURE ULCER INCIDENCE IN INTENSIVE CARE UNIT  
**Kelly Cristina Strazzieri Pulido**, Vera Lucia Conceição De Gouveia Santos
- PO484 – ID 886** IMPORTANCE OF PREVALENCE SURVEY IN AREA VASTA OF TUSCANY TO MONITOR COMMITMENTS AND PROGRESS IN WOUND CARE  
**Francesco Uccelli**, Marilena Pradal, Federica Melani, Monica Scateni, Michela Macchia, Marco Romanelli, Valentina Dini, Sonia Remafedi, Sonia Brizzi, Antonietta Luongo, Gabriella Scampuddu, Katia Nardi, Martina Antonelli, Claudia Sergiampietri, Cinzia Datteri, Ornella Conti, Cristina Rondinelli, Paolo Bortolotti, Lina Luciani, Veniero Tonfoni, Alessandra Ferrari, Luca Modesti, Riccardo Mazzanti, Anna Maria Fredianelli, Nila Di Cesare, Silvia Pruneti, Giovanna Pistolesi, Giovanni Mosti, Vincenzo Mattaliano, Maria Cristina Bertuccelli

## EXTRACELLULAR MATRIX

- PO485 – ID 590** STUDIES IN EFFICACY AND SAFETY OF PORCINE ACELLULAR DERMAL MATRIX IN BREAST RECONSTRUCTION  
**Hahn Sol Bae**, Bomi Choi, Ki Yong Hong, Ung Sik Jin, Hak Chang, Kyung Won Minn
- PO486 – ID 1022** THE HEPARAN SULFATES MIMICS (RGTA) AND THEIR USES IN SKIN HEALING  
**Denis Barritault**
- PO487 – ID 467** AN EVALUATION AND BIOPSY BIO-CELLULOSE DRESSINGS WITH NANOTECHNOLOGY ON MATRIX FORMATION  
**Jorge Elizondo**
- PO487b – ID 1191** USE OF DERMAL REGENERATION TEMPLATE IN DIFFERENT WOUND ETIOLOGY: A CASE SERIES  
**Siti Muyassarah Rusli**, Normala Basiron, Fatimah Mohd Nor

## HEALTH ECONOMY

- PO488 – ID 768** CLINICAL OUTCOMES AND COST-EFFECTIVENESS OF WOULGAN® BIOACTIVE BETA GLUCAN WOUND DRESSING IN A COHORT OF PATIENTS WITH DIABETIC FOOT ULCERS  
**Keith Cutting**
- PO489 – ID 1051** EXPANDING THE IMPACT OF A WOUND AND STOMAL CARE TEAM (WSCT): THE DEVELOPMENT OF A DYNAMIC SKINCARE RESOURCE TEAM (SCRT)  
**Cynthia Edgelow**, James Lowell, Jennifer Yeckley, Barbara Lindsay, Carlos Abril
- PO490 – ID 1149** WOUNDS AND COSTS  
**Paulo Jorge Pereira Alves**, João Amado, Margarida Vieira
- PO491 – ID 840** WOUNDS AND HEALTH ECONOMICS IN A GLOBAL PERSPECTIVE  
**C. Lindholm**, R. Searle
- PO492 – ID 1126** A COMPARISON OF APPLICATION AND COST EFFECTIVENESS OF ZINC OXIDE BARRIERS  
**Sarah Roberts**, David Warde, Christian Stephenson
- PO493 – ID 385** SUSTAINABILITY AND INNOVATION: A MULTIDISCIPLINARY APPROACH TO REALIZE ADVANCED PROFILE OF TREATMENT IN WOUND CARE  
**Mara Burlando**, Maria Cecilia Cetini, Agata Russo, Elisa Fassero, Laura Bernocco, Pierangela Carbone, Maria Carmen Azzolina, Maria Rachele Chiappetta, Antonio Scarmozzino
- PO494 – ID 307** INFLUENCE ON PRACTICE BEYOND SPECIALTY: CHARACTERISTICS OF THE UROLOGICAL WOC NURSE IN A TEACHING HOSPITAL IN CHINA  
**Xiaohong Meng**, Xiuqun Yuan
- PO495 – ID 581** THE WOUND CARE APP SOLUTION  
Iannelli Lara, Rossi Mirella, Sacchetti Andrea, **Sandroni Sara**
- PO496 – ID 1089** A NEW TECHNOLOGY "SOFT USED" IN THE TREATMENT OF CHRONIC INJURIES: BIOPHOTONIC AS ADDED VALUE IN WOUND HEALING IN ECONOMIC EVALUATION  
**Sara Sandroni**, Morena Mascalchi, Mirella Rossi
- PO497 – ID 788** IMPACT OF THE 3 YEARS OF THE INTERPROFESSIONAL WOUNDPEDIA™ WOUND CARE COURSES IN MANILA  
Elizabeth Ayello, Barbara Delmore, **R. Gary Sibbald**, Hiske Smart, Gulnaz Tariq
- PO498 – ID 337** BROACHING THE HEALTH CARE SYSTEM THROUGH WOUND CARE EDUCATION  
**Ranjani Somayaji**, R. Gary Sibbald, James Elliott
- PO499 – ID 869** THE IMPACT ON COST REDUCTION IN PATIENTS WITH TRAUMATIC WOUNDS TREATED WITH NEGATIVE PRESSURE WOUND THERAPY (NPWT) IN THE PUBLIC SERVICE OF BRAZIL: A RETROSPECTIVE ANALYSIS  
**Michel Szamszoryk**, Adriana Andrade, Carla Oliveira, Ana Tolentino, Viviane Carvalho

- PO500 – ID 928** WOUND HEALING MEETS ONTARIO HEALTH POLICY... ON THE ROAD TO BETTER WOUND HEALING OUTCOMES IN ONTARIO  
**Laura Teague**, Alexandra Crowe, Janice Hon, Manry Xu, Karen Laforet, Ruth Thompson, Valerie Winberg
- PO501 – ID 749** BUSINESS MANAGEMENT AND IMPACT ASSESSMENT OF SURFACE DECUBITUS: LONGITUDINAL MULTICENTER STUDY WITH PRE-POST ANALYSIS  
**Patrizia Terrosi**, Enrico Lumini

## INFECTION AND BIOFILM

- PO502 – ID 437** SUPERIOR ACTIVITY OF CADEXOMER IODINE AGAINST MATURE BIOFILMS IN VITRO  
**Daniel Fitzgerald**, Jillian Mcmillan, Emma Forrest
- PO503 – ID 1137** THE MANAGEMENT OF CRITICALLY COLONIZED AND LOCALLY INFECTED LEG ULCERS WITH THE ACID-OXIDIZING SOLUTION NEXODYN™: A PILOT STUDY (MILAN/30/Q2-14)  
**Gilbert Haemmerle**, Martina Mittlboeck, Robert Strohal
- PO504 – ID 1008** NURSING EXPERIENCE OF CARE A PATIENT WITH NECROTIC FASCIITIS CAUSED BY VIBRIO VULNIFICUS INFECTION  
**Hsiao-hui Hung**
- PO505 – ID 190** EFFECTS OF CADEXOMER IODINE ON BIOFILM IN DIABETIC FOOT ULCERS: A PILOT STUDY  
**John Lantis**, Gregory Schultz, Mark Edmondson-Jones, Stewart Richmond, Alan Rossington, Stephanie Velazquez, Rachael Winter, Emma Wodmansey, Chun Kevin Yang
- PO506 – ID 406** PFC01: USE OF DRESSINGS FOR THE CONTROL OF THE MICROBIAL LOAD FOR THE PREVENTION OF INCISIONAL COMPLICATION IN GASTROINTESTINAL SURGERY. A MONOCENTRIC RANDOMIZED CONTROL TRIAL  
**Davide Poldi**
- PO507 – ID 608** HYDROFIBER + AG IN THE MANAGEMENT OF SURGICAL SITE INFECTION IN HEAD AND NECK DISTRICT (2003, 20015, 12 YEARS OF EXPERIENCE)  
**Antonino Lombardo**, Mario Grosso, Enrica Fontana, Gabriella Della Pace, Francesco Stivala, Loredana Reina
- PO508 – ID 491** WOUNDS TREATMENT WITH HYPOTHESIS OF BIOFILM USING AN ANTISEPTIC AND ANTIBIOFILM DRESSING IN CMCNA: EVALUATION OF CELLULAR MIGRATION  
Deborah Granara, Patrizia Furlotti, Cristina Cascone, Andrea Fortunato, Danila Furloni, Lucia Maffi, Angela Nevo, Elena Olivari, Enrico Ottonello, Salvatrice Perucci, Luisa Romano, Maria Scriva, Francesca Seita, Anna Maria Serra, Maria Vissia Sfamini, Simona Soro, Mauro Vonella, Tiziana Zuliani, **Marco Marchelli**, Maria Catia Bonvento, Luigi Carlo Bottaro
- PO509 – ID 86** EFFECTIVENESS OF BREAST IMPLANT REPLACEMENT AND CHANGING SURGICAL PLANE AS A TREATMENT FOR CAPSULAR CONTRACTURE  
**Roberto Carlos Mares Morales**
- PO510 – ID 419** USE OF SILVER SUFADIAZINE 1% CREAM BETWEEN COLONIZATION AND INFECTION IN THE SKIN LESIONS  
**Sabrina Mazzanti**, Roberta Ravaldi
- PO511 – ID 1012** THE MANAGEMENT OF CHRONIC WOUND BIOFILM WITH A MONOFILAMENT FIBRE DEBRIDEMENT BIOFILM PATHWAY: RESULTS OF AN AUDIT  
**Clare Morris**, John Timmons, Rachael Sykes
- PO512 – ID 4** TOPICAL, CUSTOMIZED COMPOUNDED PHARMACEUTICALS CAN SUCCESSFULLY TREAT ACUTE AND CHRONIC WOUNDS/ULCERS  
**Debbie Moulavi**
- PO513 – ID 408** A COMPARATIVE STUDY OF SKIN BACTERIAL COMMUNITIES IN HEALTHY-YOUNG INDIVIDUALS AND BEDRIDDEN-AGED INPATIENTS IN JAPAN  
**Kazuhiro Ogai**, Satoshi Nagase, Kanae Mukai, Terumi Iuchi, Shigefumi Okamoto, Junko Sugama

- PO514 – ID 414** THE RELATIONSHIP OF THE BIOFILM FORMATION AND THE FUNGUS TOXICITY IN THE LIVER TISSUE BY MRSA IN BLOOD  
**Takuto Oyama**
- PO515 – ID 912** INFECTION IN SEVERELY BURNED CHILDREN: PREVENTION AND TREATMENT  
**Simone Pancani**, Enrico Pinzauti, Giorgio Persano, Alessandra Lodi
- PO516 – ID 1003** COVERAGE, KNOWLEDGE AND NOTIFICATION OF TETANUS VACCINATION STATUS OF PATIENTS WITH CHRONIC WOUNDS IN A MEDICAL DEPARTMENT  
**Raphaël Masson**, AgnèsBlanc, Luc Téot
- PO517 – ID 341** CADEXOMER IODINE PROVIDES SUPERIOR EFFICACY AGAINST MULTIDRUG-RESISTANT MRSA BIOFILMS  
Paul Renick, Shannon Tetens, David Earnest, Lei Shi, **Eric Roche**
- PO518 – ID 1094** A SURFACTANT BASED WOUND DRESSING CAN DISRUPT BACTERIAL BIOFILMS  
Qingping Yang, **Gregory Schultz**, Daniel Gibson
- PO519 – ID 185** FIGHTING AGAINST BIOFILM IN DIFFERENT CARE SETTINGS. PREPARATION OF A SPECIFIC GLOSSARY THROUGH THE ANALYSIS OF SCIENTIFIC LITERATURE  
**Oreste Sidoli**
- PO520 – ID 1140** MICROBIAL CERAMIDASES INDUCED BY BIOFILM INFECTION DISRUPTS SKIN BARRIER FUNCTION  
**Mithun Sinha**, Shomita Steiner, Nandini Ghosh, Savita Khanna, Narasimham Parinandi, Dayanjan Wijesinghe, Daniel Wozniak, Gayle Gordillo, Sashwati Roy, Chandan K. Sen
- PO521 – ID 239** A CLINICAL EVALUATION OF KYTOCEL IN LOCALLY INFECTED AND CRITICALLY COLONISED WOUNDS  
**Jackie Stephen-Haynes**
- PO522 – ID 224** 2016 UPDATE OF THE PRINCIPLES OF BEST PRACTICE: WOUND INFECTION IN CLINICAL PRACTICE CONSENSUS DOCUMENT  
**Terry Swanson**
- PO523 – ID 31** CHINESE HERBAL MEDICINES FOR TREATING SKIN AND SOFT-TISSUE INFECTIONS  
**Yun Fei Wang**, Hua Fa Que, Yong-Jun Wang, Xue Jun Cui

## INFLAMMATORY ULCERS

- PO524 – ID 689** PYODERMA GANGRENOsum: IS THERE INDICATION FOR NEGATIVE-PRESSURE WOUND THERAPY?  
**Pedro Soler Coltro**, Jayme Adriano Farina Jr.
- PO525 – ID 547** RECONSTRUCTION OF THE LATERAL MALLEOLUS AND CALCANEUS REGION USING FREE THORACODORSAL ARTERY PERFORATOR FLAPS  
**Kyu Tae Hwang**, Youn Hwan Kim, Sang Wha Kim
- PO526 – ID 987** A SYSTEMATIC REVIEW OF THE RELATIONSHIP BETWEEN DIABETES CONTROL AND NECROBIOSIS LIPOIDICA  
**Bhavik Mistry**, Afsaneh Alavi, Saima Ali, Nisha Mistry
- PO527 – ID 449** CLINICAL DIAGNOSIS IN VASCULITIC ULCERS  
**Massimo Papi**
- PO528 – ID 986** RISK FACTORS ASSOCIATED WITH PYODERMA GANGRENOsum  
**Armin Rahmani**, Dalal Al Mutairi, Adam Weizman, Afsaneh Alavi

## LEG ULCERS

- PO529 – ID 1017** CONTRAINDICATIONS, RISK FACTORS, ADVERSE EVENTS IN VENOUS LEG ULCER COMPRESSION THERAPY, REVIEW OF CLINICAL PRACTICE GUIDELINES  
Giovanni Mosti, Hugo Partsch, **Anneke Andriessen**, Christiane Gonska, Martin Abel
- PO530 – ID 939** PAIN IN CHANGING DRESSING IN PATIENTS WITH LEG ULCERS  
**Claudia Bouvet**, Manuela Galleazzi

- PO531 – ID 495** LOWER LIMB ULCERS IN SYSTEMIC SCLEROSIS: THE IMPORTANCE OF MACROVASCULAR INVOLVEMENT  
Jelena Blagojevic, Guya Piemonte, **Francesca Braschi**, Laura Raserio, Ginevra Fiori, Francesca Bartoli, Marco Matucci Cerinic
- PO532 – ID 444** EFFECTIVENESS OF LYMPHATIC DRAINAGE IN A CHALLENGING CASE OF BILATERAL LOWER LIMBS LYMPHEDEMA  
**Leonardo Cantasano**, Benedetta Giannasio, Elena Giacomelli
- PO533 – ID 781** NON INFECTIOUS VENOUS LEG ULCERS: A NEW PROTOCOL SUGGESTION  
**Roberto Cassino**
- PO534 – ID 1175** THE TRATAMENT OF CHRONIC LEG INJURY IN THE PERSPECTIVE OF THE MANAGEMENT IN HEALTH IN THE BÁSICA ATTENTION  
**Dominique Cavalcanti Mélló**, Thaís Frullani Fernandes Loureiro
- PO535 – ID 432** THE COMPRESSION BANDAGE IN DIABETIC PATIENTS SUFFERING FROM NON HEALING WOUNDS OF THE LOWER LIMBS  
**Gennaro Chiarolanza**, Giampiero Bromuro, Gaetano Manfredi, Massimo Campioni, Maurizio Pisapia, Corrado Maria Durante
- PO536 – ID 466** SOCIODEMOGRAFIC AND CLINICAL CHARACTERISTICS OF PATIENTS WITH VENOUS LEG ULCER  
**Gisele Chicone**, Michele Brajão
- PO537 – ID 969** AN ALREADY OPEN REBUS: ULCERAS IN IMMUNOSUPPRESSED PATIENTS  
**Giovanni Damiani**, Marco Attanasio, Giovanni Romeo, Angelo Valerio Marzano
- PO538 – ID 606** MEMBER RESCUE IN CRITICAL COMMITMENT. SURGICAL APPROACH OF ASSOCIATION AND SUB-ATMOSPHERIC THERAPY: CASE HOME SERIES  
**Clayton Aparecido De Paula**
- PO539 – ID 637** THE FATE OF ELDERLY PATIENTS OVER THE AGE OF 75 AFTER A NON TRAUMATIC AMPUTATION OF THE LOWER LIMB IN A GERIATRIC REHABILITATION  
**Feriel Fennira**, Juliette Fontaine, Sylvie Meaume
- PO540 – ID 356** PSYCHOSOCIAL PREDICTORS OF VENOUS LEG ULCER RECURRENCE WITHIN 12 MONTHS AFTER HEALING  
**Kathleen Finlayson**, Christina Parker, Helen Edwards
- PO541 – ID 231** A CHALLENGING CASE OF NON-HEALING ULCERS  
**Elena Giacomelli**, Leonardo Cantasano
- PO542 – ID 41** PREVALENCE OF LOWER LEG EDEMA AMONG THE ELDERLY LIVING IN A CANADIAN LONG-TERM CARE FACILITY  
**Kimberly LeBlanc**, Dawn Christensen, Vida Johnston
- PO543 – ID 1117** EMPIRICAL USE OF ANTIBIOTIC THERAPY IN THE TREATMENT OF INFECTED VENOUS LEG ULCERS  
**Milan Matic**, Aleksandra Savic, Aleksandra Matic
- PO544 – ID 417** COMPRESSION BANDAGING IN THE TREATMENT OF PATIENTS WITH LOWER LIMB VASCULAR ULCERS  
**Sabrina Mazzanti**
- PO545 – ID 1147** ULCERATIVE NECROBIOSIS LIPOIDICA SUCCESSFULLY TREATED WITH TOPICAL TACROLIMUS AND SURGICAL EXCISION: CASE REPORT  
**Emanuele Nasole**, Luca Spazzapan, Elena Solagna, Cristian Nicoletti
- PO546 – ID 1152** COMPARATIVE STUDY OF DUPLEX-DERIVED PARAMETERS IN PATIENTS WITH CHRONIC VENOUS INSUFFICIENCY – CORRELATION WITH CLINICAL MANIFESTATION WITH SPECIAL REFERENCE TO EARLY SYMPTOMS  
**Masakazu Ochi**
- PO547 – ID 182** MULTI-CENTRE STUDY ON THE USE OF A SILVER RELEASING POLYURETHANE FOAM DRESSING WITH SILICONE ADHESIVE UNDER ELASTIC COMPRESSION FOR HANDLING VENOUS ULCERS NOT RESPONDING TO OTHER TOPICAL THERAPIES  
**Massimiliano Paolinelli**, Marco Sigona, Maurizio Carnali, Domitilla Foghetti, Gilberto Gentili



- PO548 – ID 400** EFFECTIVENESS OF LINFOTAPING FOR THE INTEGRATED MANAGEMENT OF THE LIMB TO THE PATIENT WITH SKIN LESIONS CLINICAL ASSESSMENT AND NEW PERSPECTIVES  
**Silvia Pienovi**, Federico Bedin, Ernesta Benedetti, Maura Catia Bonvento, Deborah Granara, Giuseppina Orlandi, Giuseppe Perniciaro, Bruna Rebagliati, Giovanniluigi Rossi, Cinzia Viaggi, Marco Marchelli, Luigi Carlo Bottaro
- PO549 – ID 671** WARTS ON LYMPHOEDEMA ULCER AT PATIENTS WITH LYMPHOEDEMA STAGE III - CLINICAL CASE  
**Tanja Planinsek Rucigaj**
- PO550 – ID 668** EFFECTIVENESS OF A POLYURETHANE FOAM DRESSING WITH SILICONE ADHESIVE IN RELAPSING CHRONIC VENOUS LEG ULCERS  
**Costanza Priore**, Manila Graziani, Chiara Barbetti
- PO551 – ID 34** TREATMENT OF A LEG SKIN LESION IN AN OLDEST-OLD PATIENT WITH A MIXTURE OF POLLEN EXTRACT AND VEGETABLE OIL UNSAPONIFIABLES: A CASE REPORT  
**Alessandro Ragno**, Daniele Marsili, Emanuela Cavallaro- Luis Severino Martin, Antonello Silvestri, Barbara Salvatori, Angelo Emanuele Catucci
- PO552 – ID 963** SETTING UP AN OUTCOMES DATABASE FOR A MAJOR NETWORK OF LEG ULCER PATIENTS WITHIN A SOCIAL MODEL OF CARE  
**Roland Renyi**, Jo Cottrell
- PO553 – ID 1153** ROLE OF THE TISSUE VIABILITY NURSE ON TREATMENT OF LEG ULCERS IN PATIENT WITH ESSENTIAL THROMBOCYTHAEMIA TREATED WITH HYDROXYCARBAMIDE. CASE REPORT  
**Carmen Rita Rizzella**
- PO554 – ID 473** MANAGEMENT OF VASCULAR-LYMPHATIC LEG ULCERS: A NEW 2-COMPONENT COMPRESSION BANDAGING SYSTEM  
**Donatella Rossolini**, Pamela Orazi
- PO555 – ID 1032** MEASUREMENT OF CALF MUSCLE OXYGENATION DURING STANDING AND EXERCISE IN PATIENTS WITH CHRONIC VENOUS INSUFFICIENCY, CORRELATION WITH CLINICAL SEVERITY  
**Yumiko Sasaki**, Takashi Yamaki, Yuki Hasegawa, Atsuyoshi Osada, Hiroyuki Sakurai
- PO556 – ID 248** SIMPLE MIXED TWO-COMPONENT COMPRESSION THERAPY FOR VENOUS LEG ULCERS  
**Jongweon Shin**, Yong-Seong Choi, Young Jin Kim, Jung Ho Lee, Young Joon Jun
- PO557 – ID 1135** CASE REPORT: LIMB SALVAGE IN A PATIENT WITH SEVERE ULCERATIVE WOUND AND SEVERE COMORBIDITIES, THE FUNDAMENTAL ROLE OF NPWT  
**Sonia Silvestrini**, Renata Raimondo
- PO558 – ID 1031** COMBINED TREATMENT WITH FOAMING OR ENDOVENOUS ABLATION AND COMPRESSION THERAPY OF RECALCITRANT VENOUS ULCERS  
**Speybrouck Sabrina**, Diego Backaert, Sylvie De Laere, Johan De Coster
- PO559 – ID 1100** MANAGEMENT OF A DIFFICULT-TO-HEAL CHRONIC WOUND INFECTED OF LEGS: THERAPEUTIC OBSERVATION  
**Amedeo Strano**, Giuseppe Amadeo, Francesco Stagno D'Alcontres
- PO560 – ID 1103** THE USE OF MEDICATION WITH GEL FIBRES IN THE MANAGEMENT OF EXUDATES  
**Nela Stubei**
- PO561 – ID 578** DEVELOPMENT OF A TREATMENT ALGORITHM FOR VENOUS LEG ULCER MANAGEMENT THE UNITED KINGDOM  
**Leanne Atkin**, Joy Tickle
- PO562 – ID 543** FOOT BATHS MAY INCREASE THE RISK OF MAJOR AMPUTATION IN CHRONIC LIMB ULCER CASES COMPARED TO SHOWERING  
**Marie Taga**, Hitomi Sano, Rei Ogawa, Shigeru Ichioka
- PO563 – ID 238** COMPARISON OF PROTEASE-REDUCING PRODUCTS IN THE TREATMENT OF VENOUS ULCERS  
**Terry Treadwell**, Donna Walker, Betty Nichols, Maggie Taylor
- PO564 – ID 229** NURSES' SELF-ASSESSMENT OF THEIR KNOWLEDGE AND EDUCATION ABOUT VENOUS LEG ULCER NURSING CARE  
**Minna Ylönen**, Helena Leino-Kilpi, Riitta Suhonen

## NEGATIVE PRESSURE WOUND THERAPY

- PO565 – ID 998** INCISIONAL NEGATIVE PRESSURE WOUND THERAPY FOR TREATMENT OF POSTOPERATIVE PERINEAL SURGICAL SITE INFECTION AFTER APR  
**Mario Antonini**, Gaetano Militello, Vincenzo Dinolfo
- PO566 – ID 999** NEGATIVE PRESSURE WOUND THERAPY POSITIONING RISK INDEX: A PILOT STUDY  
**Mario Antonini**, Gaetano Militello, Francesco Loru
- PO567 – ID 306** FILLET FLAP METHOD UTILIZING NEGATIVE PRESSURE WOUND THERAPY AFTER REVASCULARIZATION FOR ISCHEMIC FOOT  
**Shinobu Ayabe**
- PO568 – ID 445** USE OF NEGATIVE PRESSURE WOUND THERAPY IN THE MANAGEMENT OF A DIABETIC VASCULAR ULCER. CASE REPORT  
**Barbara Bertini**, Marianna Frattesi, Giordano Cotichelli, Stefano Santini
- PO569 – ID 155** CANCELLED
- PO570 – ID 114** SUCCESSFUL TREATMENT OF A LARGE COMPOSITE WOUND AFTER RADICAL SKIN CANCER RESECTION WITH NEGATIVE PRESSURE WOUND THERAPY WITH INSTILLATION (NPWT-I)  
**Brian Bradow**
- PO571 – ID 332** TREATMENT OF STERNAL WOUND DEHISCENCE WITH NEGATIVE PRESSURE THERAPY  
**Antonio Capo**
- PO572 – ID 380** NEGATIVE PRESSURE WOUND THERAPY SINGLE-USE: FOR BETTER CARE AND QUALITY OF LIFE  
**Federica Carichini**
- PO573 – ID 313** A NOVEL TOPICAL SOLUTION FOR NEGATIVE PRESSURE WOUND THERAPY WITH INSTILLATION: COMPARISON TO NPWT AND CELL PROLIFERATION ASSESSMENT IN VITRO  
**Christopher Carroll**, Chris Lessing, Sandra Osborne, Marisa Schmidt, Shannon Ingram
- PO574 – ID 309** NEGATIVE PRESSURE WOUND THERAPY WITH INSTILLATION USING SALINE MODULATES GENE EXPRESSION IN A PORCINE MODEL  
**Christopher Carroll**, Kathleen Derrick
- PO575 – ID 13** A CASE SERIES ON MANAGEMENT OF COMPLEX SCALP WOUNDS  
**Yee Yee Chang**, Ai Choo Tay
- PO576 – ID 30** DESIGN AND APPLICATION OF POCKET-TYPE (NEGATIVE-PRESSURE) WOUND CLOSURE DEVICE  
**Yu Chen**
- PO577 – ID 293** AN ALTERNATIVE TO BOLSTER DRESSING IN DIFFICULT ANATOMIC AREAS: NEGATIVE PRESSURE WOUND THERAPY SYSTEM IN SECURING THE GRAFTS TO THE WOUND BED  
**Ercan Cihandide**, Deniz Yahci, Oguz Kayiran
- PO578 – ID 803** NPWT IN NEWBORNS AFTER CARDIAC SURGERY: A SALVAGE PROCEDURE  
Sergio Filippelli, **Guido Ciprandi**, Martina Nazzarri, Stefano Aureli, Sonia Albanese, Adriano Carotti
- PO579 – ID 391** INNOVATION IN THE USE OF NPWT (NEGATIVE PRESSURE THERAPY WOUND) FOR TREATMENT OF ACUTE AND CHRONIC ULCERS  
**Barbara De Angelis**, Chiara Disegni, Orlandi Fabrizio, Cervelli Valerio
- PO580 – ID 427** CANCELLED
- PO581 – ID 66** MULTIDISCIPLINARY APPROACH TO THE TREATMENT OF HUGE POSTOPERATIVE PERINEAL WOUNDS IN PATIENTS AFTER Fournier GANGRENE AND ANAEROBIC ABSCESS (NPWT – NEGATIVE PRESSURE WOUND THERAPY)  
**Mikhail Egorkin**, Ilya Gorbunov
- PO582 – ID 67** THE USAGE OF PORTABLE SINGLE-USE NPWT SYSTEM IN WOUND TREATMENT AFTER RADICAL SURGERY FOR Pilonidal sinus  
**Mikhail Egorkin**, Ilya Gorbunov

- PO583 – ID 764** THE USE OF NEGATIVE PRESSURE WOUND THERAPY SYSTEM SUITABLE ON SHALLOW-CAVITY IN A DIFFICULT CHRONIC PRESSURE WOUND  
**Stefania Fabrizi**
- PO584 – ID 684** USING NEGATIVE-PRESSURE WOUND THERAPY IN ORTHOPEDIC TRAUMA: A FEASIBLE STRATEGY TO LIMB SALVAGE BESIDES SIMPLIFYING SURGICAL MANAGEMENT  
**Jayme Adriano Farina Jr., Pedro Soler Coltro**
- PO585 – ID 512** MANAGEMENT OF ENTEROCUTANEOUS FISTULAS USING COMBINED NEGATIVE PRESSURE THERAPY AND SURGERY  
**Alisan Fathalizadeh, Mark Kaplan, Pak Leung**
- PO586 – ID 234** NANOCRYSTALLINE SILVER AND TOPICAL NEGATIVE PRESSURE THERAPY (NPWT): A WINNING MATCH IN THE NECROTIZING FASCIITIS TREATMENT  
**Marco Fioruzzi, Roberto Maurizio Mezzetti**
- PO587 – ID 167** THE THERAPY WITH NEGATIVE PRESSURE AS A VALID DEVICE TO TREAT CHRONIC BREAST INFECTIONS  
**Tommaso Fogacci, Federico Cattin, Gianluca Frisoni, Luca Fabiocchi, Gloria Semprini, Laura Dellachiesa, Domenico Samorani**
- PO588 – ID 168** USING THE PICO SYSTEM TO PREVENT CHRONIC BREAST INFECTIONS IN HIGH RISK PATIENTS AFTER BREAST SURGERY  
**Tommaso Fogacci, Federico Cattin, Gianluca Frisoni, Luca Fabiocchi, Gloria Semprini, Laura Dellachiesa, Domenico Samorani**
- PO589 – ID 1181** APPLICATION OF SINGLE-USE NEGATIVE PRESSURE THERAPY ON CLOSED SURGICAL WOUNDS IN HIGH-RISK PATIENTS: CLINICAL EVALUATION  
**Domitilla Foghetti, Sara Muzzini, Luciana Traini, Sabina Sampaolo, Costantino Zingaretti**
- PO590 – ID 164** AN EVALUATION OF DEVICE FUNCTIONALITY AND USABILITY OF RENASYS™ TOUCH, A NEW PORTABLE NEGATIVE PRESSURE WOUND THERAPY (NPWT) SYSTEM  
**Martin Forlee, Jeanne Nel, Judith Richardson, Alan Rossington, John Cockwill, Jennifer Smith**
- PO591 – ID 396** EVALUATION OF DISPOSABLE NEGATIVE PRESSURE THERAPY IN LESIONS AT HOME  
**Angela Garrubba**
- PO592 – ID 1172** CASE REPORT: USE OF NEGATIVE PRESSURE THERAPY IN THE TREATMENT OF NECROTIZING FASCIITIS IN THE LOWER LIMB  
**Maria Emilia Gaspar Ferreira Del Cistia, Danivea Bongiovanni Poltronieri Munhoz, Amanda Gonçalves Brandão, Eduardo Cukierman**
- PO593 – ID 978** TREATMENT OF MEDIASTINITIS AND WOUND INFECTION POST CARDIAC SURGERY, WITH NEGATIVE PRESSURE THERAPY AND SILVER DRESSING (SILVERLON™)  
**Andrea Giacomini, Teodora Nisi, Andrea Blasio, Alessandra Sala, Ottavio Alfieri, Ornella Forma**
- PO594 – ID 760** COMPARISON OF BIOMATRIX AND SILICONE WOUND CONTACT LAYERS WITH NEGATIVE PRESSURE WOUND THERAPY IN VITRO  
**Amanda Grande, Daryl Sivakumaran, Val Ditizio**
- PO595 – ID 112** THE POSITIVE OUTCOMES ASSOCIATED WITH THE USE OF INCISIONAL NEGATIVE PRESSURE WOUND THERAPY WITH 6 PATIENTS WHO WERE CONSIDERED HIGH RISK FOR WOUND COMPLICATIONS  
**Rosemary Hill**
- PO596 – ID 36** PRESERVATION OF INFECTED ABDOMINAL COMPOSITE MESH USING NEGATIVE PRESSURE WOUND THERAPY  
**Hsu Honda, Lin Chih-Ming, Huang Chieh-Chi**
- PO597 – ID 35** PRESERVATION OF INFECTED PROSTHESIS USING NEGATIVE PRESSURE WOUND THERAPY  
**Hsu Honda, Lin Chih-Ming, Huang Chieh-Chi**
- PO598 – ID 48** PRESERVATION OF INFECTED PROSTHETIC AORTIC GRAFT USING NEGATIVE PRESSURE WOUND THERAPY  
**Hsu Honda, Lin Chih-Ming, Huang Chieh-Chi**
- PO599 – ID 519** RECONSTRUCTION OF SEVERELY INFECTED GLUTEAL OSTEORADIONECROSIS USING NEGATIVE-PRESSURE WOUND THERAPY AND LATISSIMUS DORSI MUSCULOCUTANEOUS FLAPS  
**Kyu Tae Hwang, Youn Hwan Kim, Sang Wha Kim**

- PO600 – ID 361** NEGATIVE-PRESSURE WOUND THERAPY FOR CLOSED SURGICAL INCISIONS: A SYSTEMATIC REVIEW  
**Nana Hyldig, Hanne Birke-Sorensen, Marie Kruse, Christina Vinter, Ronald Francis Lamont, Jens Ahm Sorensen, Ole Mogensen, Jan Stener Joergensen, Camilla Bille**
- PO601 – ID 679** EXPERIENCE OF PICO DEVICE IN CASES WITH INTRACTABLE LEG ULCER  
**Yuichi Ichikawa, Rica Tanaka, Taro Fukuda, Makiko Kado, Hiroshi Mizuno**
- PO602 – ID 635** WOUND CARE COMPLEX IN GENERAL HOSPITAL  
**Martha Katayama**
- PO603 – ID 70** COMBINATION THERAPY WITH BASIC FIBROBLAST GROWTH FACTOR AND NEGATIVE-PRESSURE WOUND THERAPY DECREASES HOSPITAL STAYS IN JAPAN  
**Yoshihisa Kawakami, Satoshi Takagi, Hiroyuki Ohjimi**
- PO604 – ID 335** 2 NEGATIVE PRESSURE INCISION MANAGEMENT SYSTEMS: IMPACT ON SIMULATED INCISION WIDTHS  
**Deepak Kilpadi, Mariana Olivie**
- PO605 – ID 333** NEGATIVE PRESSURE INCISION MANAGEMENT SYSTEMS AND THEIR IMPACT ON MINIMALLY RESISTANT SUBSTRATES  
**Deepak V. Kilpadi, Roger Flores, Nathaniel Young Iii**
- PO606 – ID 80** CUSTOMIZED NEGATIVE PRESSURE WOUND THERAPY FOR INTRACTABLE AURICULAR DEFECTS  
**Sang Wha Kim, Youn Hwan Kim, Jeong Tae Kim**
- PO607 – ID 786** NEGATIVE PRESSURE WOUND THERAPY WITH OPTIMIZED PRESSURE FOR THE EXTENSIVE CRUSHING INJURY OF THE THIGH  
**Hoon Kim, Kyu Nam Kim, Hoon-Bum Lee**
- PO608 – ID 72** NPWT APPLYING TO MESHED SPLIT-THICKNESS SKIN GRAFT AT TOUGH CASE  
**Yu Jin Kim, Dong Hun Lee, Hyoseob Lim**
- PO609 – ID 279** NEGATIVE PRESSURE WOUND THERAPY WITH SHOELACE TECHNIQUE FOR CHRONIC WOUNDS  
**Masato Kurokawa, Hirochige Kawano, Masato Yasuta**
- PO610 – ID 483** EXPERIENCE WITH A NEW NEGATIVE PRESSURE INCISION DRESSING IN PRESSURE SORE RECONSTRUCTION  
**Dilmar Francisco Leonardi**
- PO611 – ID 1011** NEGATIVE PRESSURE WOUND THERAPY (NPWT) INSTILLATION IN POSTOPERATIVE VASCULAR WOUNDS  
**Sivagame Maniya, Sheau Lan Loh**
- PO612 – ID 85** LENGTH-PRESERVING TECHNIQUE OF THE AFFECTED AMPUTATED LIMBS, WITH VAC, IN ELECTRICAL BURN INJURIES  
**Roberto Carlos Mares Morales**
- PO613 – ID 104** PREVENTION OF COMPLICATIONS IMMEDIATE POSTOPERATIVE IN FEMALE PATIENTS UNDERGOING COSMETIC AND RECONSTRUCTIVE PROCEDURES OF BREAST AUGMENTATION AND MASTOPEXY WITH NTP FOR SINGLE USE: A CASE SERIES  
**Erik Marquez, Alberto Chavez, Demian Morales, Eduardo Bustamante**
- PO614 – ID 476** NEGATIVE-PRESSURE WOUND THERAPY IN COMPLEX TRAUMA OF PERINEUM  
**Dimas André Milcheski, Felipe Muniz Zampieri, Hugo Alberto Nakamoto, Paulo Tuma Jr., Marcos Castro Ferreira**
- PO615 – ID 263** ROLE OF NITRIC OXIDE DURING NEGATIVE PRESSURE WOUND THERAPY  
**Hideyuki Mitsuwa, Hitomi Sano, Rei Ogawa, Shigeru Ichioka**
- PO616 – ID 442** EFFICACY OF SINGLE-USE NEGATIVE PRESSURE WOUND THERAPY DEVICE AT OUTPATIENT, FOR REFRACTORY SKIN ULCER  
**Naoki Morita, Maki Tanabe, Risa Ebana, Hiroyuki Sakurai**
- PO617 – ID 203** NEGATIVE PRESSURE WOUND THERAPY IN THE COMPLEX TREATMENT OF INFECTIOUS WOUND COMPLICATIONS ASSOCIATED WITH TENSION-FREE HERNIOPLASTY  
**Vladimir Obolenskiy, Sergey Kharitonov, Viktor Enokhov, Alexander Ermolov**

- PO618 – ID 206** NEGATIVE PRESSURE WOUND THERAPY IN THE TREATMENT OF ACUTE PYO-INFLAMMATORY DISEASES OF SOFT TISSUES  
**Vladimir Obolenskiy**, Alexander Ermolov, Grigory Rodoman
- PO619 – ID 894** CASE REPORT: GEL USE WITH POLIHEXANIDE IN WOUND AMPUTATION IN DIABETIC FOOT  
**Andreia Cristine Deneluz Schunck Oliveira**, Arnaldo Costa
- PO620 – ID 893** EXPERIENCE IN USING NEGATIVE PRESSURE THERAPY IN ELDERLY PATIENTS WITH ULCER PRESSURE  
**Andreia Cristine Deneluz Schunck Oliveira**, Arnaldo Costa, Vanessa Fisher, Taciane Catib, Mary Carmen Pecino
- PO621 – ID 817** NEGATIVE PRESSURE THERAPY IN A GENERAL ICU, INICIAL EXPERIENCE  
**Thiago Rampazzo Pancini**, Bruno Monteiro Pereira, Lorena Brunoro, Carolina Duarte Sarmento, Jansen Giesen Falcão, Luiz Gustavo Favoreto Genelhu, Fellipe Lessa Soares, Eliana Bernadete Caser
- PO622 – ID 474** AN INTERDISCIPLINARY APPROACH USING MULTI-TECHNOLOGIES TO TREAT A GROIN VASCULAR GRAFT INFECTED AND EXPOSED: A CASE REPORT  
Elisabetta Adelaide Baglioni, **Andrea Parisi**, Erind Ruka, Maria Alessandra Bocchiotti
- PO623 – ID 762** WOUND DEHISCENCE IN BODY CONTOURING SURGERY: A PRELIMINARY CLINICAL STUDY USING PREVENA SYSTEM TO REDUCE RISK  
Elisabetta Adelaide Baglioni, **Andrea Parisi**, Agata Russo, Maria Alessandra Bocchiotti
- PO624 – ID 492** THE USE OF ABTHERA CHANGING PARADIGMS IN THE MANAGEMENT OF OPEN ABDOMEN AT A TRAUMA SERVICE IN A LOW INCOME AREA OF SAO PAULO, BRAZIL  
**Marcelo Augusto Fontenelle Ribeiro Jr.**, Murillo Favaro, Stephanie Santin, José Cruvinel Neto, Alexandre Zanchenko Fonseca
- PO625 – ID 517** THE NEW ERA IN THE MANAGEMENT OF OPEN ABDOMEN. THE USE OF ABTHERA AND MASH TOGETHER TO INCREASE THE CLOSURE RATES AFTER AN OPEN ABDOMEN MANAGEMENT IN OBESE PATIENTS  
**Marcelo Augusto Fontenelle Ribeiro Jr.**, Murilo Favaro, Stephanie Santin, José Cruvinel, Alexandre Zanchenko Fonseca
- PO626 – ID 1054** NEGATIVE PRESSURE WOUND THERAPY: A CHANGE IN EPIDEMIOLOGY INVOLVING NEW THERAPEUTICAL APPROACH FOR EARLY LESION RELATED TO SURGICAL SITE?  
**Roberta Terzi**
- PO627 – ID 650** THE COMBINED USE OF NEGATIVE PRESSURE WOUND THERAPY AND A HYDROCOLLOID BASED NON-ADHERENT WOUND CONTACT LAYER WITH SILVER IN A WOUND WITH TENDON EXPOSURE  
**Giovanni Romboli**
- PO628 – ID 573** EFFECTIVENESS OF THERAPY DEVICES NEGATIVE PRESSURE IN DISPOSABLE TREATMENT OF CHRONIC WOUNDS AT HOME AS OPTIMIZATION OF COSTS AND CLINICAL OUTCOME: CASE SERIES  
**Sara Sandroni**
- PO629 – ID 576** EFFECTIVENESS OF THERAPY WITH NEGATIVE PRESSURE INSTILLATION A STEP WITH ANTISEPTIC IN THE TREATMENT OF PATIENTS WITH CHRONIC WOUND WITH CONTAMINATION MULTIDRUG, MRSA  
**Sara Sandroni**
- PO630 – ID 761** THE USE OF A NEGATIVE PRESSURE WOUND THERAPY (NPWT) IN THE PREVENTION OF COMPLICATIONS OF "SURGICAL WOUNDS AT RISK": OUR EXPERIENCE  
**Emmanuela Sanna**, Maria Alma Posadinu, Alberto Bolletta, Luca Fiorot
- PO631 – ID 982** NEGATIVE PRESSURE WOUND THERAPY SINGLE-USE IN THE MANAGEMENT AND PAIN CONTROL OF "NON-HEALING" VASCULAR ULCERS  
**M. Scomparini**, C. Tonello, G. Salmistraro, O. Scarpazza, G. Camporese, F. Nalin, N. Griggio, R. Martini, P. Zulian, M. Bettella, E. Baracco, S. Morandin, L. Cacco, G. Avruscio
- PO632 – ID 404** A ROLE OF POSTOPERATIVE NEGATIVE PRESSURE WOUND THERAPY IN MULTITISSUE HAND INJURIES  
**Hyung Sup Shim**, Ho Kwon, Sung-No Jung
- PO633 – ID 1178** CASE REPORT: REPAIR OF TISSUE OF A GRADE 4 PRESSURE ULCER IN THE RIGHT AND LEFT TROCHANTERIC IN A CRITICAL PATIENT USING SYSTEM COMBINES NPWT WITH INSTILLATION THERAPY  
**Sonia Silvestrini**, Martina Rainaldi

- PO634 – ID 1092** NEGATIVE PRESSURE WOUND THERAPY IN A PATIENT WITH LOWER LIMB ELEPHANTIASIS AND CHRONIC ULCER. A CASE REPORT  
**Giovanna Stefanelli**, Elisabetta Palma
- PO635 – ID 587** EFFECT OF NEGATIVE PRESSURE WOUND THERAPY ON IDENTICAL PRIMARY CLOSED DEFECTS IN GROIN AREA  
**Hyun Suk Suh**, Joon Pio Hong
- PO636 – ID 859** A RETROSPECTIVE STUDY OF COST EFFECTIVENESS OF USING NEGATIVE PRESSURE WOUND THERAPY (NPWT) IN PATIENTS WITH CRONIC WOUNDS IN THE PUBLIC SERVICE OF BRAZIL.  
**Michel Szamszoryk**, Adriana Andrade, Carla Oliveira, Ana Tolentino, Viviane Carvalho
- PO637 – ID 316** NPWT PLOTS AND DISPOSABLE IN CARDIAC SURGERY COMPLEX LESION  
**Donato Triggiani**, Generoso Mastrogiovanni, Paolo Masiello, Antonio Panza, Severino Iesu
- PO638 – ID 568** NEGATIVE PRESSURE MEDICATION SYSTEM IN WOUND'S MANAGEMENT AFTER INCISIONAL HERNIA MESH REPAIR. OUR EXPERIENCE  
**Flavio Trombetta**, Rosa Moscato, Paolo Chiaro, Mario Morino
- PO639 – ID 884** SIMULATION AS EDUCATIONAL STANDARD FOR NURSING STUDENTS FOR THE ACQUISITION OF SKILLS IN THE MANAGEMENT OF NEGATIVE PRESSURE WOUND THERAPY (NPWT)  
**Francesco Uccelli**, Marilena Pradal, Monica Scateni, Nicola Pagnucci, Francesco Giunta, Rossana Pierini, Marco Romanelli
- PO640 – ID 321** EVALUATING EFFECTIVENESS OF DISPOSABLE NEGATIVE PRESSURE COMBINED WITH COLLAGEN  
**Michele Vernaci**
- PO641 – ID 677** WHY NEED DATABASE?  
**Lenka Veverkova**
- PO642 – ID 486** INFLUENCE OF NEGATIVE PRESSURE ON SURVIVAL OF RANDOM SKIN FLAPS  
**Alexandre Wada**
- PO643 – ID 210** DISPOSABLE NEGATIVE PRESSURE WOUND THERAPY COST SAVINGS AND PATIENT SATISFACTION  
**Naz Wahab**
- PO644 – ID 212** POST SURGICAL DISPOSABLE NEGATIVE PRESSURE WOUND THERAPY  
**Naz Wahab**
- PO645 – ID 1182** RESULTS OF A FIRST EXPERIENCE WITH A NEW NEGATIVE PRESSURE DRESSING : NANOVA  
**Aharon Wanszelbaum**
- PO646 – ID 292** APPLICATION OF NEGATIVE PRESSURE WOUND THERAPY WITH MODIFIED INSTILLATION IN THE MANAGEMENT OF ABDOMINAL WOUND CONTAINING MESH: A CASE REPORT  
**Eun Ae Won**, Man Ki Ju

## NEOPLASTIC ULCERS

- PO647 – ID 91** IMPACT OF DISTURBED WOUND HEALING AFTER SURGERY ON THE PROGNOSIS OF MAJOLIN'S ULCER  
**Yong Chan Bae**, Jae Yeon Choi, Su Bong Nam, Seong Hwan Bae
- PO648 – ID 448** PLEOMORPHIC SARCOMA ASSOCIATED WITH MARJOLIN' ULCERS: AN UNCOMMON CASE REPORT  
**Hyun Ho Han**, Jong-Won Rhie, Yoon Jae Lee, Suk Ho Moon, Deuk Young Oh
- PO649 – ID 402** WOUND BED PREPARATION FOLLOWING TIME PRINCIPLES IN THE MANAGEMENT OF PATIENTS WITH CHRONIC HEAD AND NECK NEOPLASTIC LESIONS  
**Antonino Lombardo**, Mario Grosso, Enrica Fontana, Gabriella Della Pace, Francesco Stivala, Loredana Reina
- PO650 – ID 765** IATROGENIC WOUNDS IN ONCOLOGIC PATIENTS – REPORTS OF THE USE OF A MULTIFUNCTIONAL POLYMERIC MEMBRANE  
**Helena Vicente**, Dora Franco



## NUTRITION

- PO651 – ID 734** HEAVY AND TRACE METALS IN CHRONIC WOUNDS  
**Somprakas Basu**, Naveen Choudhury, Satyanam Kumar Bhartiya, Pradeep Srivastava, Pradeep Kumar Mishra, Vijay K. Shukla
- PO652 – ID 322** ZINC STATUS AMONG TYPE (2) DIABETES MELLITUS IN THE STATE OF QATAR  
**Ghazi Daradkeh**, Mahmoud Zeri, Mohamad Othman, Prem Chandra, Amin Jayousi, Lubna Mahmoud, Buthaina Alowainati, Ibrahim Mohammad, Mohammad Daghash
- PO653 – ID 384** THE SYSTEMIC IMPORTANCE OF NUTRITION IN THE HEALING PROCESS OF THE SKIN. MULTICENTER STUDY OF 10 CLINICAL CASES WITH PRESSURE ULCERS  
**Massimiliano Paolinelli**, Marco Sigona, Alessandro Scalise, Massimiliano Nicolini, Maurizio Carnali
- PO654 – ID 619** CANCELLED

## PALLIATIVE WOUND CARE

- PO655 – ID 469** USE OF BIO-CELLULOSE GEL AND A BIO-CELLULOSE NANO-STRUCTURED MATRIX AS PALLIATIVE CARE IN A HARD TO HEAL CHRONIC WOUND  
**Jorge Elizondo**
- PO656 – ID 378** PRACTICAL WOUND MANAGEMENT OF FUNGATING WOUND  
**Yongeun Hong**, Seunghee Ahn
- PO657 – ID 531** A RADIATION-INDUCED SKIN REACTIONS WOUND CARE STUDY  
**Wen-Jane Juan Lu**, Yi Min Li
- PO658 – ID 334** WOUND OUTCOMES IN PALLIATIVE CARE  
**Vincent Maida**, Jason Corban
- PO659 – ID 899** RELATIONSHIP BETWEEN SKIN DRYNESS AND FOOT TINEA OF JAPANESE DIALYSIS PATIENTS  
**Miho Oba**, Makoto Oe, Masatoshi Abe, Kimie Takehara, Kiyomi Shirai, Yoshitaka Kitamura, Tamami Yamanaka, Katsusuke Ikeda, Hiromi Sanada
- PO660 – ID 892** CASE REPORT: IMPACT OF VISCOELASTIC MATTRESS USE IN TREATING COMPLEX WOUNDS IN PALLIATIVE CARE IN BRAZIL  
**Andreia Cristine Deneluz Schunck Oliveira**, Arnaldo Costa, Vanessa Fisher, Taciane Catib, Fabio Camargo
- PO661 – ID 890** THE IMPORTANCE OF SPECIALIZED NURSING CARE IN THE HEALING PROCESS OF COMPLEX WOUNDS IN PATIENTS IN PALLIATIVE CARE  
**Andreia Schunck**, Arnaldo Costa, Adriana Costa E. Siilva

## PEDIATRIC WOUNDS

- PO662 – ID 102** CYANOACRYLATE NO-STING LIQUID PROTECTANT FOR THE PROTECTION OF NEONATAL SKIN OF VARIOUS GESTATIONAL AGES  
**Rene Amaya**
- PO663 – ID 101** EFFECTIVE NEGATIVE PRESSURE WOUND THERAPY IN PREMATURE INFANTS USING AN ALTERNATIVE APPLICATION TECHNIQUE  
**Rene Amaya**
- PO664 – ID 103** SURFACTANT BASED BURN AND WOUND DRESSING TO PROMOTE A MOIST WOUND ENVIRONMENT TO FACILITATE AUTOLYTIC DEBRIDEMENT IN PEDIATRIC PATIENTS  
**Rene Amaya**

- PO665 – ID 887** IMPROVING PRACTICE: THE T.I.M.E. APPROACH AS A PREVENTION AND MANAGEMENT OF TRACHEOSTOMY RELATED SKIN LESIONS IN P.I.C.U  
**Giancarlo Antonielli**, Rosalia Maiale, Gaetano Cilento, Guido Ciprandi

- PO666 – ID 620** CANCELLED

- PO667 – ID 79** CULTURAL ACCESS IN WOUND TREATMENT, DESCRIPTION OF AN OCCASIONAL CASE FROM THE ISRAELI- PALESTINIAN BORDER LINE OF THE SAVING OF A BABY'S LEG  
**Cernica Chausha Weitman**

- PO668 – ID 320** REDUCING SKIN BREAKDOWN IN PEDIATRIC PATIENTS SUBMITTED TO ECMO  
Charlie W. Beetham, Serena Crucianelli, Sergio Filippelli, Stefano Aureli, Virginia Bove, Mario Zama, **Guido Ciprandi**

- PO669 – ID 1170** STAPHYLOCOCCAL SCALDED SKIN SYNDROME (RITTER DISEASE) IN NEWBORN: CASE REPORT  
**Vania Declair Cohen**, Luiz Gustavo B. Cruz, Michelle Rebequi Souza, Fernando Tadeu Valente, Ketty Lamenza Maciel, Elaine Souza Santos

- PO670 – ID 802** PREVENTION OF PRESSURE ULCERS IN PEDIATRIC CARE  
Gaetano Cilento, Giancarlo Antonielli, Stefano Aureli, Charlie W Beetham, Virginia Bove, Marco Cecchi, Guiioo Ciprandi, Carlo Ciscato, **Serena Crucianelli**, Sergio Filippelli, Serena Fondi, Sonia Gasparri, Giovanna Manca, Rosalia Maiale, Martina Nazzari, Tiziana Sciannameo, Silvia Tofini, Mario Zama

- PO671 – ID 651** CASE REPORT: TREATMENT AND EVOLUTION ON MYELOMENINGOCELE SURGICAL CORRECTION  
**Aline Nunes Grise**, Cristiane Ferreira Mendes Sanches, Elenice Valentim Carmona, Fernanda De Castro Oliveira, Lidia Beraldo

- PO672 – ID 529** CASE STUDY ON EPIDERMOLYSIS BULLOSA  
**Junaidah Jamaluddin**, Hwui Fern Serene Oh, Yu Xuan Fok, Kim Kuan Coreen Low, Mark Jean Aan Koh

- PO673 – ID 571** COMPARING THE USE OF MEDICAL GRADE HONEY AND CONVENTIONAL WOUND DRESSINGS IN THE MANAGEMENT OF ULCERATED HAEMANGIOMAS  
**Junaidah Jamaluddin**, Hwui Fern Serene Oh, Yu Xuan Fok, Kim Kuan Coreen Low, Mark Jean Aan Koh

- PO674 – ID 269** INTRAOPERATIVE SKIN EXPANSION TECHNIQUE FOR PEDIATRIC LESION  
**Takao Kazeto**, Hiroaki Mori, Sakie Terashima, Masashi Ono

- PO675 – ID 87** ART SYNDROME DYSTROPHIC EPIDERMOLYSIS BULLOSA + APLASIA CUTIS, REPORT OF A CASE  
**Roberto Carlos Mares Morales**, Marisol Ramirez Anaya

- PO676 – ID 910** HYPERBARIC OXYGEN THERAPY CAN REDUCE POST-OPERATIVE COMPLICATIONS AFTER MICROtia EAR RECONSTRUCTION  
**Akihiko Oyama**, Emi Funayama, Yuhei Yamamoto

- PO677 – ID 736** CASE REPORT. APLASIA CUTIS CONGENITA: TREATMENT WITH CULTIVATED KERATINOCYTES  
**Marcial Perez Dosal**, Marcia Rosario Perez Dosal, Ana Cristina Hernandez Daly

- PO678 – ID 126** USE OF ACTIVE LEPTOSPERMUM HONEY (ALH) AND DEHYDRATED AMNIOTIC MEMBRANE ALLOGRAFT (DAMA) TO TREAT EXTRAVASATION WOUNDS IN NEONATES  
**Rene Amaya**

- PO679 – ID 1075** LONG-TERM RESULT OF SURGICAL EXCISION USING TISSUE EXPANDER ONLY FOR CONGENITAL GIANT NEVUS  
**Akira Takeda**, Natsuko Kounoike, Minekatsu Akimoto, Keiichi Park, Mitsuru Nemoto, Kouichirou Sezaki

## PERISTOMAL WOUND CARE

- PO680 – ID 46** LEVELS OF MMPS ASSOCIATED TO THE HEALING PROCESS OF PERISTOMAL SKIN DISORDERS  
**Mario Antonini**, Gaetano Militello

- PO681 – ID 45** TARGETED USE OF PROTEASE MODULATING DRESSINGS IN THE PERISTOMAL PYODERMA GANGRENOSUM MANAGEMENT  
**Mario Antonini**, Gaetano Militello
- PO682 – ID 319** A COMPARATIVE PROSPECTIVE STUDY OF THE CURRENT BARRIER FILMS ON THE BELGIAN MARKET. THE PROTECTION OF PERIWOUND SKIN AND PERISTOMAL SKIN  
**Inge Baetens**, Ilse De Cock
- PO683 – ID 1155** DEVELOPING A STOMA ACCEPTANCE QUESTIONNAIRE TO IMPROVE MOTIVATION TO ADHERE TO ENTEROSTOMA SELF-CARE  
**Annamaria Bagnasco**, Roger Watson, Milko Zanini, Giuseppe Aleo, Loredana Sasso
- PO684 – ID 738** PAIN AT POUCHING SYSTEM CHANGE  
**Debora Domini**
- PO685 – ID 596** MANAGEMENT FOR PERISTOMAL PYODERMA GANGRENOSUM OF PATIENT WITH CROHN'S DISEASES  
**Jihyeon Hwang**
- PO686 – ID 871** SOFT COAGULATION FOR THE TREATMENT OF INTRACTABLE HYPER GRANULATION AROUND INTESTINAL STOMA SITES  
**Satoshi Matsumoto**, Mitsuko Watanabe, Mai Usui
- PO687 – ID 184** PREVENTION AND TREATMENT OF GASTROSTOMY COMPLICATIONS USING PHMB (POLYHEXANIDE). TEN YEARS OF EXPERIENCE  
**Oreste Sidoli**

## PRESSURE ULCERS

- PO688 – ID 1067** TREATMENT OF A PRESSURE ULCER ON PERISTOMAL SKIN WITH ALGINATE AG AND HYDROCOLLOID: CASE REPORT  
**Aicha Ait Bassou**, Andrea Antonioli, Florian Brizzi, Stefania Rasori
- PO689 – ID 1150** PAIN IS PRESENT IN PRESSURE ULCERS?  
**Paulo Alves**, João Amado, Margarida Vieira
- PO690 – ID 264** TO PREVENT HEEL PRESSURE ULCER- FROM AMBULANCE CARE TO HOSPITAL DISCHARGE - A RANDOMISED CONTROLLED STUDY  
**Carina Bååth**, Maria Engström, Lena Gunningberg, Åsa Muntlin Athlin
- PO691 – ID 834** HOSPITAL – TERRITORY: THE SUCCESS OF MULTIDISCIPLINARITY  
**Maria Badini**, Sara Sandroni, Laura Mancini, Veronica Dragoni, Nicoletta Celli, Federica Cruscanti, Enkelejda Alimerkaj, Elisa Vasarri, Daniele Borri, Antonio Magri, Giulia Duchi, Maria Di Benedetto
- PO692 – ID 920** TOP OUTCOMES FOR TOP EVIDENCE: PROTOCOL FOR THE DEVELOPMENT OF A CORE OUTCOME SET FOR TRIALS EVALUATING PRESSURE ULCER PREVENTION (OUTPUT PROJECT)  
**Katrin Balzer**, J. Kottner, S. Coleman, D. Muir, J. Nixon
- PO693 – ID 827** FRENCH NATIONAL TEN-YEAR PREVALENCE EPIDEMIOLOGICAL STUDY ON PU  
**Brigitte Barrois**, Denis Colin, Frnacois Andre Allaert
- PO694 – ID 446** A CASE REPORT OF A PRESSURE ULCER CAUSED BY A RIGID COLLAR TYPE SCHANZ TREATED WITH SURGICAL DEBRIDEMENT AND DECOMPRESSION  
**Barbara Bertini**, Stefano Santini, Marianna Frattesi, Giordano Cotichelli
- PO695 – ID 880** EMERGENCY HOSPITAL NURSING TEAM KNOWLEDGE ABOUT PREVENTION AND TREATMENT OF PRESSURE ULCERS  
**Sandra Marina Gonçalves Bezerra**, Murillo Sotero Rocha, Wanderson Ferreira Da Silva, Sonia Maria De Aaujo Campelo, Erlane Brito Da Silva, Claudia Daniella Avelino Vasconcelos Benicio, Sulen Dos Santos Silva, Cristiane Borges De Moura Rabelo, Lídyia Tolstenko Nogueira
- PO696 – ID 716** NEGATIVE PRESSURE WOUND THERAPY (NPWT) ON PRESSURE SORES  
**Pedro Bijos**

- PO697 – ID 856** KNOWLEDGE AND SKILLS OF NURSING STUDENTS ABOUT THE COMPETENCE "ASSESSMENT OF RISK FOR PRESSURE ULCERS" DURING CLINICAL SIMULATION  
**Elaine Cristina Carvalho Moura**, Maria Helena Larcher Caliri, Maria Da Glória Carvalho Moura
- PO698 – ID 778** FOOD AND DRUGS AND MEDICAL DEVICES: THE RIGHT WAY TO TREAT PRESSURE SORES  
**Roberto Cassino**
- PO699 – ID 14** PRELIMINARY FINDINGS OF A RANDOMIZED CONTROLLED TRIAL TO EVALUATE THE EFFECTIVENESS OF PROPHYLACTIC DRESSING AND FATTY ACIDS OIL IN THE PREVENTION OF PRESSURE INJURIES  
**Yee Yee Chang**, Ai Choo Tay, Mei Ling Lim, Siew Bee Lian, Fazila Abu Bakar Aloweni
- PO700 – ID 294** SURGICAL RECONSTRUCTION OF PELVIC GRADE IV PRESSURE SORES WITH PERFORATOR FLAPS  
**Ercan Cihandide**, Deniz Yahci, Oguz Kayiran
- PO701 – ID 197** EXPLORING MULTIDISCIPLINARY TEAMS' ATTITUDE AND KNOWLEDGE TO PRESSURE ULCER PREVENTION  
**Paul Clarkson**, Peter Worsley, Lisette Schoonhoven, Dan Bader
- PO702 – ID 193** INVOLVING SERVICE USERS IN PRESSURE ULCER RESEARCH  
**Susanne Coleman**, Delia Muir, Jane Nixon
- PO703 – ID 128** THE DEVELOPMENT AND BENEFITS OF 11 YEARS EXPERIENCE OF MONITORING PRESSURE ULCER PREVALENCE & INCIDENCE WITH A DEDICATED ELECTRONIC TOOL (PUNT) IN A UK HOSPITAL TRUST: DRIVING INCIDENCE DOWN  
**Mark Collier**
- PO704 – ID 1057** IS IT A PRESSURE ULCER? USE YOUR SMILE TO FIGURE IT OUT  
**Deirdre Cornally**, Lisa Murphy, Laura Mitchell, Cira Hanrahan
- PO705 – ID 559** UNDERSTANDING THE BARRIERS AND ENABLERS TO PRESSURE INJURY PREVENTION IN AN AUSTRALIAN INTENSIVE CARE UNIT: A DESCRIPTIVE, CROSS-SECTIONAL SURVEY.  
**Fiona Coyer**, Jill Campbell, Greg Mcnamara, Jane-Louise Cook
- PO706 – ID 701** ASSESSING THE IMPACT OF A THERAPEUTIC EDUCATION PROGRAM ON THE PRESSURE ULCER IN SPINAL CORD INJURED PATIENTS  
Lucie Chochina, **Aurélié Duruflé**, Sandrine Robineau, Benoit Nicolas, Bastien Fraudet, Alexandra Rouxel, Amélie Chopin, Lomig Lebihan, Carole Anne, Solenn Gambert, Philippe Gallien
- PO707 – ID 813** REPRESENTATIONS OF PRESSURE ULCERS IN PERSONS WITH SPINAL CORD INJURY: RESULTS OF A QUALITATIVE STUDY  
**Anthony Gelis**, Angélique Stefan, Mathieu Gourlan, Brigitte Barrois
- PO708 – ID 542** PRESSURE MAPPING TO PREVENT PRESSURE ULCERS IN CLINICAL PRACTICE  
**Lena Gunningberg**, Lisa Hultin, Eva Sving, Carina Bååth, Cheryl Carli
- PO709 – ID 485** PREVENTING INCISIONAL WOUND COMPLICATIONS  
**Britt Hansen**
- PO710 – ID 257** A SURVEY OF THE PRESSURE ULCER RISK ASSESSMENT KNOWLEDGE  
**Li-Ching Huang**, Hsiao-Chen Hu
- PO711 – ID 693** CANCELLED
- PO712 – ID 805** KEEPING PATIENTS SAFE FROM AVOIDABLE PRESSURE ULCERS IN CARE HOMES- THE COLLABORATIVE APPROACH  
**Lorraine Jones**, Molly Henriques-Dillon
- PO713 – ID 605** EFFECT OF POLYDEOXYRIBONUCLEOTIDE IN THE TREATMENT OF PRESSURE ULCERS: A CASE STUDY  
**Hye Jeong Jung**, Eun Jin Han, Hyun Suk Park, Ah Young Kim
- PO714 – ID 273** WHERE ARE WE IN QUALITY OF PATIENT CARE: PREVALENCE OF PRESSURE ULCERS IN TURKISH HOSPITALS  
**Ayise Karadag**, Leman Kutlu, Gonul Yildirim, Serap Ileri, Sonca Erdem, Husne Gumus Zulkadiroglu, Mehtap Kuntay, Keziban Betul Akbulut, Emine Demirci, Ayse Can Arabaci, Gonca Ilter

- PO715 – ID 678** EVIDENCE-BASED SUPPORT SURFACE SELECTION FOR PRESSURE ULCER REDUCTION: A QUALITY IMPROVEMENT INITIATIVE  
**Susan Kilroy**, Elizabeth Henderson
- PO716 – ID 424** VISUALIZATION OF BOTTOMING OUT OF URETHANE FOAM MATTRESS WITH DIFFERENT HARDNESS USING MAGNETIC RESONANCE IMAGING  
**Ayumi Kumagai**, Naoki Ohno, Junko Sugama, Tosiaki Miyati, Shigehiko Kawakami
- PO717 – ID 979** PRESSURE ULCER – MEAN ARTERIAL PRESSURE (PU-MAP)  
**Anne Langvad**
- PO718 – ID 1128** MANAGEMENT OF SHEAR, PRESSURE AND MICROCLIMATE BY FOAM DRESSINGS  
Sarah Roberts, **Jodie Lovett**, Christian Stephenson
- PO719 – ID 425** HISTOLOGICAL CHANGES INDUCED BY COLD/HOT PACKS IN PRESSURE-RELATED DEEP TISSUE INJURY MOUSE MODEL FOR PRESSURE ULCER  
**Yumi Matsuda**, Noriko Bandai, Yoko Ishida, Natsuko Miura, Hitomi Kataoka, Toshiaki Takeda
- PO720 – ID 502** LOCATION OF SEVERE MEDICAL DEVICE-RELATED PRESSURE ULCERS BY ANTI-EMBOLISM STOCKINGS AND INTERMITTENT PNEUMATIC COMPRESSION DEVICES IN JAPAN  
**Yuko Matsui**, Junko Sugama, Mihoko Ishizawa, Naoko Kamata, Shigehiko Kawakami, Sachiko Kinoshita, Hiromi Sanada, Gojiro Nakagami, Shuji Fukagawa, Masutaka Furue, Yoshiki Miyachi, Kazuhisa Yokoo
- PO721 – ID 346** INFLUENCE OF AGE-RELATED DETERIORATION OF URETHANE FOAM MATTRESSES ON BODY PRESSURE AND THE ASSOCIATION WITH THE INCIDENCE OF PRESSURE ULCERS  
**Junko Matsuo**, Mika Hashimoto, Junko Nishiyama, Makoto Tanaka, Kenta Ohno
- PO722 – ID 569** CONSTRUCTION AND IMPLEMENTATION OF THE NEW CLINICAL PATHWAYS FOR CHRONIC SKIN LESIONS IN ASL 12 VENEZIANA: A DESCRIPTIVE OBSERVATIONAL SURVEY  
**Federico Michieletto**
- PO723 – ID 807** RECURRENCE RISK FACTORS OF PELVIC PRESSURE ULCER AFTER PRIMARY SKIN FLAP RECONSTRUCTION SURGERY IN PATIENTS WITH SPINAL CORD INJURY  
**Juliette Morel**, DBouali Amara, Luc Téot, Cécile Mauri, Hélène Rouays, Christine Verollet, Anthony Gelis
- PO724 – ID 655** MONTECATONE REHABILITATION INSTITUTE WOUND CARE OUTPATIENT CLINICS: REVISION OF TWO YEARS OF ACTIVITY  
Alba Boriello, Debora Donattini, Rossella Sgarzani, **Luca Negosanti**, Sara Tedeschi, Micaela Battilana
- PO725 – ID 662** RISK FACTORS TO DEVELOP PRESSURE ULCERS IN PATIENTS WITH SPINAL CORD INJURY  
Siriana Landi, Luca Spallone, Alba Boriello, Micaela Battilana, Sara Tedeschi, **Luca Negosanti**, Rossella Sgarzani
- PO726 – ID 706** KNOWLEDGE OF NURSING TEAM ABOUT PRESSURE ULCERS PREVENTION  
Maria Alice Barbosa Serique, Nariani Souza Galvão, **Paula Nogueira**, Vera Lúcia Gouveia Santos
- PO727 – ID 1061** PRESSURE ULCER DETECTION AND RISK ASSESSMENT: THE USE OF SUB-EPIDERMAL MOISTURE SCANNING VERSUS EXISTING METHODOLOGIES  
**Rosalind O'Connor**, Tom O'Connor, Zena Moore, Declan Patten
- PO728 – ID 1118** INCIDENCE AND PREDICTED RISK FACTORS OF PRESSURE ULCERS IN SURGICAL PATIENTS: EXPERIENCE IN TURKEY  
**Filiz Ogce**
- PO729 – ID 50** PRESSURE ULCERS IN SAO PAULO: INCIDENCE AND ASSOCIATED RISK FACTORS.  
**Margarita Maria Ortiz Ortiz**, Leticia Serpa, Cleusa Ferri, Anne Carine Chaves, Mauricio Gomes Da Silva Neto, Vera Lúcia Conceição De Gouveia Santos, Paula Cristina Nogueira, Linea Bueno
- PO730 – ID 207** PRESSURE ULCER IN TRAUMATIC BRAIN INJURY VICTIMS IN INTENSIVE CARE UNIT  
**Sibila Lilian Osis**, Adriana Maciel Oliveira, Edilse S. Silva, Juceny Gomes U. Santos, Adriana Ribeiro Marinho, Francisca Das Chagas F. Carneiro, Antonia Ocilene M. Loureiro, Neuly De Oliveira Breves, Solange Diccini

- PO731 – ID 809** THE LONG TERM OUTCOME OF MYO-CUTANEOUS SCROTAL FLAP ON RECURRING ISCHIO-PERINEAL PRESSURE ULCERS, IN PARAPLEGIC.  
**Claire Palayer**, Helene Rouays-Mabit, Bouali Amara, Roxanna Matasa, Denis Colin, Anthony Gelis
- PO732 – ID 520** EFFECT OF A STRUCTURED SKIN CARE REGIMEN ON PATIENTS WITH FECAL INCONTINENCE  
**Kyung Hee Park**, Keum Soon Kim, Kyu Won Baek, Minkyung Kim, Kyoungmin Kwon
- PO733 – ID 779** REAL-WORLD RESULTS OF COST-CAPITATED PRESSURE ULCER PREVENTION PROGRAM  
**Laura K.S. Parnell**, Phil O'Neill
- PO734 – ID 187** IN SWEET HARMONY – A STUDY INTO HOW DIFFERENT TYPES OF POLYURETHANE-COATED COVERS IMPACT THE PRESSURE RELIEVING PROPERTIES OF FOAM MATTRESSES  
**Katie Pearce**, Richard Haxby, Tessa Turton, Clare Tittershill
- PO735 – ID 918** FROM DEVELOPMENT OF A SOFTWARE FOR THE IMPLEMENTATION OF MONITORING TOOLS FOR WOUND CARE NURSE  
**Marilena Pradal**, Francesco Uccelli, Federica Melani, Monica Scateni, Marco Nerattini, Luigi Molinari, Giulia Anticaglia, Simone Baldetti, Letizia Lenzi, Sara Ciampittiello, Gianluca Sotgia, Marco Romanelli
- PO736 – ID 211** STOP IT BEFORE IT STARTS! EXAMPLARY HEEL ULCERS PREVENTION PILOT  
**Rose Raizman**, Sandra Dudziak
- PO737 – ID 1056** STUDY OF THE IMPACT OF PERIPHERAL NEUROPATHY-ASSOCIATED DIABETES ON PRESSURE ULCER AND HEALING IN A MICE MODEL  
**Noëlle Remoué**, Marielle Bouschbacher, Dominique Sigaud-Roussel
- PO738 – ID 88** THE ROLE OF THE SKIN CHAMPION IN THE PREVENTION OF HOSPITAL ACQUIRED PRESSURE ULCERS  
**Denise Robinson**
- PO739 – ID 652** PRESSURE ULCERS IN HOME CARE TREATMENTS: A NURSING APPROACH  
**Giovanni Romboli**
- PO740 – ID 1125** COMBINED ULTRASOUND AND ELECTRIC FIELD STIMULATION HELPS TO HEAL CHRONIC PRESSURE ULCERS  
**Jonathan Rosenblum Rosenblum**, Michael Papamichael
- PO741 – ID 1107** PREVENTING PRESSURE ULCERS IN AGED CARE USING MULTI-LAYER SILICONE FOAM DRESSINGS: A RANDOMISED CONTROLLED TRIAL  
**Nick Santamaria**
- PO742 – ID 1120** THE EFFECTS OF AMINO ACIDS GEL ON PRESSURE ULCERS HEALING  
**Vito Santoro**, Arianna Vignini, Jacopo Sabbatinelli, Marcello Gabrielli, Vania Recchi, Marina Pierangeli, Giovanni Ruocco, Matteo Torresetti, Laura Mazzanti, Alessandro Scalise
- PO743 – ID 259** A NEW CLINICAL INDICATOR TO EVALUATE EARLY DETECTION OF PRESSURE ULCER  
**Masahiro Sato**, Sayoko Kurahashi
- PO744 – ID 727** PREOPERATIVE MRI, PREOPERATIVE CULTURE OF SWAB SPECIMEN AND STAGING OF THE SURGICAL PROCEDURE IN SPINAL CORD INJURY PATIENTS WITH PRESSURE SORES: COST- EFFECTIVENESS ANALYSIS  
**Rossella Sgarzani**, Luca Negosanti, Sara Tedeschi, Rita Capirossi, Donatella Brillanti Ventura
- PO745 – ID 541** PRESSURE ULCER RISK AND USE OF SUPPORT SURFACES  
**Esa Soppi**
- PO746 – ID 398** LONG TERM RESULTS OF PRESSURE ULCER OPERATIONS IN SPINAL CORD INJURY (SCI) PATIENTS, FOLLOWING A STRUCTURED TREATMENT PROGRAMME IN STOCKHOLM, SWEDEN  
**Madeleine C. Stenius**, Anders C. Ljung, Sabahudin Bjelak, Jakob F. Lagergren
- PO747 – ID 819** FACIAL SKIN PROTECTIVE STRATEGY REDUCING PRESSURE SORES FOR NON-INVASIVE VENTILATION PATIENTS  
**Chien-Ling Su**, Chia-Li Wu, Han-Lun Yu, Kuan-Yuan Chen, Ching-Uen Huang
- PO748 – ID 379** COOPERATION BETWEEN AN ACUTE-PHASE HOSPITAL AND REGIONAL HEALTH CARE FACILITIES TO PROMOTE MEASURES AGAINST PRESSURE ULCERS IN JAPAN  
**Makoto Takeuchi**, Katsuko Mori, Tomoko Satoh



- PO749 – ID 350** A ISCHIAL PRESSURE ULCER WITHOUT PERFORMING A SURGICAL RECONSTRUCTION  
**Hideko Tanaka**
- PO750 – ID 646** EXAMINATION OF THE EFFICACY OF THE SMALL CHANGE METHOD IN POSTURAL CHANGE: WITH A FOCUS ON BODY PRESSURE AND MISALIGNMENT  
**Makiko Tanaka**, Mina Shinohara, Tetsuya Nemoto, Zenzou Isogai
- PO751 – ID 917** FROM DEVELOPMENT OF A SOFTWARE FOR THE IMPLEMENTATION OF MONITORING TOOLS FOR WOUND CARE NURSE  
**Francesco Uccelli**, Marco Nerattini, Giulia Anticaglia, Simone Baldetti, Gianluca Sotgia, Letizia Lenzi, Sara Ciampittiello, Marilena Pradal, Federica Melani, Monica Scateni, Luigi Molinari, Marco Romanelli
- PO752 – ID 878** PRESSURE ULCER RISK ASSESSMENT USING THE BRADEN SCALE AND PHOTOGRAPHIC RECORD OF PATIENTS WITH PROLONGED IMMOBILITY  
Sandra Bezerra, **Bianca Letícia Coêlho Vilarinho**, Raquel Rodrigues Dos Santos, Claudia Daniella Avelino Vasconcelos Benicio, Elyrose Sousa Brito Rocha Rocha, Naila Luany Carvalho De Brito, Maria Helena Barros Luz, Lídy Tolsteno Nogueira
- PO753 – ID 1035** THE LIVED EXPERIENCE OF THE SOFT HEEL CAST, MANAGEMENT OF HEEL PRESSURE ULCERATIONS IN THE ACUTE SETTING, AN INTERPRETATIVE PHENOMENOLOGICAL STUDY  
**Joanna Louise Woollard**, Chris Morriss-Roberts
- PO754 – ID 223** THE EFFECTIVENESS OF SOFT SILICONE MULTI-LAYERED FOAM DRESSINGS FOR PREVENTING INTRAOPERATIVELY ACQUIRED PRESSURE ULCERS (IAPUS) IN SPINAL SURGERY PATIENTS  
**Mine Yoshimura**, Norihiko Ohura, Yusuke Kasuya
- PO755 – ID 392** EQUINE COLLAGENE WITH NEGATIVE PRESSURE WOUND THERAPY SINGLE-USE EFFECTIVENESS IN PRESSURE ULCER SINCE 40 YEARS  
**Carlotta Zoffoli**

## QUALITY OF LIFE

- PO756 – ID 366** THE LIVED EXPERIENCE OF INTIMACY AS DESCRIBED BY PERSONS LIVING WITH NON-MALIGNANT CHRONIC WOUNDS  
**Kerrie Coleman**, Kerry Reid-Searl, Matt Elliott
- PO757 – ID 1168** DEVELOPMENT AND IMPLEMENTATION OF A NEW CLINICAL TRANSDISCIPLINARY ASSISTANCE MODEL FOR THE TREATMENT OF WOUNDS: AN EXPERIENCE REPORT  
**Danielly Freschi**, Ivan Marinho, Bruna Costa, Felipe Gomes, José Ribamar Branco Filho, Andrea Oliveira, Igor Sincos, Raquel Medeiros, Manoel Lobatto, Yuri Figueira, Paulo Floriano, Luciano Casalle
- PO758 – ID 766** SURGICAL MANAGEMENT INVOLVING CATASTROPHIC INJURIES: WHEN IS ENOUGH, ENOUGH?  
**Kathy Gallagher**
- PO759 – ID 105** PHYSICAL THERAPISTS AS MEMBERS OF THE WOUND MANAGEMENT TEAM: WHAT CAN PTS BRING TO THE TABLE?  
**Karen A. Gibbs**, Stephanie Woelfel-dyess
- PO760 – ID 754** INTER-PROFESSIONAL EFFORTS IN WOUND CARE: A REVIEW OF LITERATURE  
**Meri Goehring**
- PO761 – ID 1115** THE NURSING EXPERIENCE OF HELPING A MALE PATIENT WITH GINGIVAL CANCER ABOUT CONFIDENCE RECOVERY  
**Feng Chun Hsu**, Chia Fen Lin
- PO762 – ID 291** SCAR CHARACTERISTICS AND QUALITY OF LIFE: OBVIOUSLY RELATED?  
**Jill Meirte**, Guy Hubens, Peter Moortgat, Nancy Van Loey, Koen Maertens, Ulrike Van Daele
- PO763 – ID 23** ROLE OF THE PAIN IN THE QUALITY OF LIFE OF THE PATIENTS WITH ULCERS OF THE INFERIOR LIMBS  
**Giuseppe Nebbioso**, Francesco Petrella, Ciro Falasconi, Viviana Nebbioso

- PO764 – ID 200** PREVENTION OF THROMBOEMBOLIC COMPLICATIONS AND SHORTENING OF THE REHABILITATION IN PATIENTS WITH LOWER-LEG FRACTURES  
**Vladimir Obolenskiy**, Alik Karpenko
- PO765 – ID 434** QUALITY OF LIFE AND DISABILITY IN WOUND CARE: WHERE ARE WE NOW?  
**Patricia Price**
- PO766 – ID 934** QUALITY OF LIFE AND SEXUAL HEALTH IN PATIENTS WITH HIDRADENITIS SUPPURATIVA  
**Tetyana Rogalska**, Afsaneh Alavi
- PO767 – ID 247** ACTUAL SITUATION BETWEEN ACTIVITY TIME OF WOUND, OSTOMY, AND CONTINENCE NURSE AND OUTCOMES OF PATIENTS WITH CHRONIC WOUNDS IN AN ACUTE HOSPITAL  
**Yukie Sakai**, Naoko Mamiya, Mayumi Okuwa, Yuko Mizokami, Junko Sugama, Hiromi Sanada
- PO768 – ID 931** EMPOWERING THE PATIENT: THE IMPORTANCE OF NEEDS BASED PATIENT EDUCATION  
**Gulnaz Tariq**
- PO769 – ID 1160** SURVIVING NECROTISING FASCIITIS – A PATIENT’S STORY  
**Victoria Warner**

## SCARS

- PO770 – ID 1143** LOW LEVEL LASER THERAPY: QUANTITATIVE IMPROVEMENT ON SCAR QUALITY  
**Luiz Gustavo Balaguer Cruz**, Vania Declair Cohen
- PO771 – ID 731** EARLY AND LATE COMPLICATIONS AND SCAR TISSUE AFTER PHLEBECTOMIES  
**Javorka Delic**
- PO772 – ID 1038** RANDOMIZED PROSPECTIVE DOUBLE-BLIND CLINICAL TRIAL OF TOPICAL FIBROSTAT® TO PREVENT HYPERTROPHIC SCARS IN BREAST REDUCTION PATIENTS  
**Kenneth Dolynchuk**
- PO773 – ID 1027** RELATIONSHIP BETWEEN KELOID SEVERITY AND HYPERTENSION  
**Chika Gon**, Satoshi Akaishi, Juri Arima, Chikage Noishiki, Rei Ogawa
- PO774 – ID 89** “INVISIBLE SCAR PROJECT” TO IMPROVE THE QUALITY OF SCAR IN ASIAN C-SECTION PATIENTS  
**Hiroko Hatano**, Yukiko Ida, Hajime Matsumura
- PO775 – ID 664** ADIPOSE DERIVED STEM CELLS ALLEVIATES BURN INDUCED NEUROPATHIC PAIN VIA INHIBIT CENTRAL SENSITIZATION AND ANTI-INFLAMMATION EFFECT  
**Shu-Hung Huang**, Chung-Sheng Lai, Kao-Ping Chang
- PO776 – ID 603** ADJUVANT CHEMOTHERAPY REDUCES THE INCIDENCE OF ABDOMINAL HYPERTROPHIC SCARRING FOLLOWING IMMEDIATE TRAM BREAST RECONSTRUCTION  
**Eun Eky Kim**, Woo Shin Jeong, Jin Sup Eom, Taik Jong Lee
- PO777 – ID 537** MANAGEMENT OF TRACHEOSTOMY SCAR BY PLATYSMA MUSCLE REPOSITIONING AND ACELLULAR DERMAL SUBSTITUTE  
**Sang Wha Kim**, Jeong Tae Kim, Kyu Tae Hwang, Youn Hwan Kim
- PO778 – ID 1016** TRIAMCINOLONE ACETONIDE SUPPRESSED KELOID PROLIFERATION IN IMPLANTATION OF KELOIDS IN A NUDE MICE MODEL  
**Yur-Ren Kuo**
- PO779 – ID 454** THE EFFECTS OF MICRO-NEEDLING ON DERMAL THICKNESS AND DENSITY OF HYPERTROPHIC SCARS: PRELIMINARY RESULTS OF A PILOT STUDY  
**Peter Moortgat**, Cynthia Lafaire, Lieve De Cuyper, Mieke Anthonissen, Jill Meirte, Koen Maertens
- PO780 – ID 1025** 1064NM LONG-PULSED ND: YAG LASER TREATMENT OF KELOIDS AND HYPERTROPHIC SCARS, THE OUTCOME ANALYSIS USING JAPAN SCAR WORKSHOP SCAR SCALE 2015-  
**Maya Morimoto**, Teruyuki Dohi, Satoshi Akaishi, Rei Ogawa

**PO781 – ID 413** FACIAL RESURFACING WITH A PREFABRICATED INDUSED EXPANDED FLAP CARRIED BY A FASCIAL FLAP  
**Hiroshi Oyamatsu, Ken Matsuda**

**PO782 – ID 1062** POST-AESTHETIC SURGERY SCARS: THE CHALLENGE OF PERFECTION, AND THE IMPORTANCE OF CHOOSING THE BEST TREATMENT  
**Gustavo Eduardo Prezzavento, Liliana Racca, Hebe Bottai**

## SKIN GRAFTS

**PO783 – ID 146** THE USE OF A FETAL BOVINE DERMAL SCAFFOLD IN THE MANAGEMENT OF FULL THICKNESS LOWER EXTREMITY WOUNDS  
**Robert Frykberg, Kim Dao, Jaminelli Banks**

**PO784 – ID 388** EFFICACY OF A VERTICAL ABSORPTION POLYURETHANE FOAM WITH A PEROFRATED SILICONE LAYER IN THE MANAGEMENT OF SKIN GRAFTS  
**Alessandra Barile, Marino Cordellini, Antonella Saccu**

**PO785 – ID 974** IS NPWT COST EFFECTIVE IN DRESSING OF SKIN GRAFTS  
**Charudatta Chaudhari**

**PO786 – ID 342** SILICONE-FACED WOUND DRESSING MESH: AN IDEAL CONTACT LAYER FOR SKIN GRAFTING  
**Apirag Chuangsuwanich, Sittichote Thavepradipol**

**PO787 – ID 289** EPIDERMAL MICROGRAFTING: OUR EXPERIENCE IN WOUND CARE  
**Ercan Cihandide, Deniz Yahci, Oguz Kayiran**

**PO788 – ID 1184** MANAGEMENT OF CONGENITAL ICHTHYOSIS: CASE REPORT  
**Vania Declair Cohen**

**PO789 – ID 949** CHARACTERIZATION OF NOVEL HUMAN MESENCHYMAL STEM CELL-CONTAINING SKIN SUBSTITUTE FOR THE TREATMENT OF WOUNDS  
**Alla Danilkovitch, Dana Yoo, Tim Jansen, Jin-Qiang Kuang, Samson Tom, Dayna Buskirk, Michelle LeRoux**

**PO790 – ID 909** REVIEW OF OUR EXPERIENCE OF RECYCLED SCATTERED SMALL-PIECE SKIN GRAFTING FOR POSTOPERATIVE DONOR SITE CONTROL IN SPLIT-THICKNESS SKIN GRAFT  
**Emi Funayama, Akihiko Oyama, Hiroshi Furukawa, Chu Kimura, Akira Saito, Naoki Muraio, Ryuji Shichinohe, Toshihiko Hayashi, Yuhei Yamamoto**

**PO791 – ID 1091** COLLAGEN MATRIX DONOR SITE TREATMENT REDUCES DRESSING CHANGES AND BLEEDING COMPLICATIONS  
**Kathy Gallagher, Jennifer Bayron, Ian Wilhelm, Sandra Medinilla, Glen Tinkoff**

**PO792 – ID 1083** IMPORTANCE OF COMPLEX TREATMENT IN CHRONIC VENOUS INSUFFICIENCY WITH VASCULAR ULCERS  
**Inga Guogiene, Karolina Venslauskaitė, Mantas Sakalauskas, Jamil Hayek, Agne Andriuskeviciute**

**PO793 – ID 1085** RECONSTRUCTION OF FACIAL SOFT TISSUE DEFECT WITH PARIETOTEMPORAL FASCIA FLAP  
**Mantas Sakalauskas, Inga Guogiene, Darius Bagdanavicius, Augustina Grigaite, Karolina Venslauskaitė**

**PO794 – ID 1086** SCALP SKIN DEFECT RECONSTRUCTION AFTER A DOG BITE INJURY  
**Darius Bagdanavicius, Inga Guogiene, Mantas Sakalauskas, Jamil Hayek, Augustina Grigaite**

**PO795 – ID 562** DECREASING PATTERN OF DISCHARGE AMOUNT IN SPLIT-THICKNESS SKIN GRAFT DONOR-SITE  
**Jun Ho Lee, Chang Young Jung**

**PO796 – ID 73** WOUND COVERAGE OF BARE CRANIUM BY THE USE OF ACELLULAR DERMAL MATRIX AND SKIN GRAFT  
**Jin Soo Lim, Min Cheol Kim, Ki Taik Han**

**PO797 – ID 944** TREATMENT OF CHALLENGING LOWER EXTREMITY WOUNDS WITH BONE AND TENDON EXPOSURE: USING A UNIQUELY VIABLE AND INTACT CRYOPRESERVED HUMAN PLACENTAL MEMBRANE GRAFT FOR CLOSURE  
**Kazu Suzuki, Georgina Michael**

**PO798 – ID 484** TREATING CHRONIC NON-HEALING WOUNDS WITH EPIDERMAL HARVESTING TECHNIQUE  
**Ahmed Afandi**

**PO799 – ID 133** SELECTION OF A SKIN GRAFT DONOR SITE FOR NOSE USING BIOPHYSICAL PARAMETERS  
**Sang-Ha Oh, Yooseok Ha**

**PO800 – ID 697** AUTOLOGOUS EPIDERMAL SKIN GRAFTING FOR SUPERFICIAL WOUNDS IN DIVERSE PATIENT POPULATION: CASE SERIES  
**David Pougatsch, Karen Shum, Som Kohanzadeh, Lee Rogers**

## SKIN TEARS

**PO801 – ID 280** AN ATTITUDE SURVEY ABOUT SKIN TEAR OF NURSES IN FACILITIES WITHOUT WOC NURSES  
**Junko Akaizawa, Mikako Masukawa, Hitomi Shinada**

**PO802 – ID 49** INTRODUCING A NEW CLASSIFICATION SYSTEM FOR SKIN TEARS: INTERNATIONAL SKIN TEAR ADVISORY PANEL (ISTAP) SKIN TEAR CLASSIFICATION SYSTEM  
**Sharon Baranoski, Kimberly LeBlanc, Dawn Christensen, Samantha Holloway Holloway, Diane Langemo, Karen Edwards, Karen Campbell, Ann Williams, Mary Glockner**

**PO803 – ID 125** DANISH TRANSLATION AND VALIDATION OF THE INTERNATIONAL SKIN TEAR CLASSIFICATION SYSTEM  
**Susan Bermark, Jette Skiveren, Kimberly LeBlanc**

**PO804 – ID 595** MOISTURISING CLEANSERS AND THEIR IMPACT ON SKIN TEAR INCIDENCE  
**Keryln Carville, Gavin Leslie, Rebecca Osseiran-Moisson**

**PO805 – ID 5** A DESCRIPTIVE STUDY OF KOREAN NURSES' PERCEPTION OF PAIN AND SKIN TEARING AT DRESSING CHANGE  
**Jung Yoon Kim, Na Kyung Kim, Yun Jin Lee**

**PO806 – ID 252** THE EPIDEMIOLOGY OF SKIN TEARS IN JAPAN: A NATIONWIDE SURVEY  
**Chizuko Konya, Yuko Mizokami, Ryoichi Kamide, Keiko Tokunaga, Hiromi Sanada, Gojiro Nakagami**

**PO807 – ID 40** A NOVEL APPROACH TO MANAGING COMPLEX SKIN TEARS IN THE ELDERLY POPULATION: A CASE SERIES  
**Kimberly LeBlanc, Dawn Christensen, Vida Johnston**

**PO808 – ID 39** AN APPROACH TO MANAGING SKIN TEARS IN THE ELDERLY POPULATION: A CASE SERIES  
**Kimberly LeBlanc, Dawn Christensen, Vida Johnston**

**PO809 – ID 42** INTERNATIONAL SKIN TEAR ADVISORY PANEL: EVIDENCE BASED PREDICTION, PREVENTION, ASSESSMENT, AND MANAGEMENT OF SKIN TEARS  
**Kimberly LeBlanc, Sharon Baranoski, Dawn Christensen, Karen Edwards, Samantha Holloway, Diane Langemo, Karen Campbell, Ann Williams, Mary Glockner, Mary Regan**

**PO810 – ID 38** THE ART OF DRESSING SELECTION: A CONSENSUS STATEMENT ON SKIN TEARS AND BEST PRACTICE  
**Kimberly LeBlanc**

**PO811 – ID 686** SKIN TEAR ON ELDERLY INPATIENTS-THE PREVALENCE SURVEY  
**Su Fei Ou, Wen Hung Wen, Chin I Yang, Su Chin Liang**

**PO812 – ID 43** PREVALENCE OF SKIN TEARS AMONG THE ELDERLY LIVING IN CANADIAN LONG-TERM CARE FACILITIES  
**Kevin Woo, Kimberly LeBlanc**

## TISSUE ENGINEERING

**PO813 – ID 952** UNIQUE FEATURE OF LIVING AMNIOTIC TISSUE: CELL PROTECTION FROM OXIDANT-INDUCED DAMAGE VIA THE RELEASE OF ANTI-OXIDANT MEDIATORS  
**Yi Arnold, Amy Johnson, Alexandra Gyurdieva, Alla Danilkovitch**

- PO814 – ID 915** NEW COLLAGEN DERMAL SUBSTITUTE, OUR EXPERIENCE  
**Roberto Brambilla**, Stefania Chiarenza, Sabina Terragni, Nadia Tremolada, Salvatore Cataldo, Lauro Davide Deotto
- PO815 – ID 1004** THREE DIMENSIONAL BIOPRINTING: THE FUTURE OF TISSUE ENGINEERING. A SYSTEMATIC REVIEW OF THE LITERATURE  
Vasanth S. Kotamarti, **Alexandra Conde-Green**, Hariprya Ayyala, Khady Guiro, Edward S. Lee, Mark S. Granick, Pranela Rameshwar
- PO816 – ID 462** SAFETY AND EFFICACY OF AUTOLOGOUS, PERIPHERAL BLOOD MONONUCLEAR CELLS IN DIABETIC PATIENTS WITH CRITICAL LIMB ISCHEMIA  
**Barbara De Angelis**, Fabrizio Orlandi, Chiara Disegni, Valerio Cervelli
- PO817 – ID 58** USING AMNIOTIC MEMBRANES FOR EFFECTIVE WOUND HEALING  
**Matthew Garoufalis**
- PO818 – ID 718** THE EFFECTS OF SILK-ELASTIN AS A NEW MATERIAL FOR RECONSTITUENT GELS  
**Katsuya Kawai**, Shingo Kawabata, Yoshitaka Matsuura, Norikazu Kanda, Shigehiko Suzuki
- PO819 – ID 942** RETROSPECTIVE REVIEW OF VIABLE INTACT CRYOPRESERVED HUMAN PLACENTAL MATRIX FOR BURN WOUND CLOSURE  
**Georgina Michael**, Karen J. Richey, Daniel M. Caruso
- PO820 – ID 943** SOFT-TISSUE RECONSTRUCTION OF THE HEAD & NECK WITH A VIABLE INTACT CRYOPRESERVED HUMAN PLACENTAL MATRIX  
**Georgina Michael**, Sumana Jothi
- PO821 – ID 69** HETEROLOGOUS KERATINOCYTE CULTURES: USES AND ADVANTAGES IN BURNS AND WOUNDS  
Teresa Chavez Velarde, Rogelio I Galeno Sanchez, Jose David Medina Preciado, **Ariel Miranda Altamirano**
- PO822 – ID 628** WOUND TREATMENT BY FASCIOTOMY AFTER COMPARTMENT SYNDROME WITH DERMAL REGENERATION TEMPLATE AND NEGATIVE PRESSURE WOUND DRESSING  
**Marcelo Oliveira**
- PO823 – ID 158** MICROBIAL CELLULOSE FOR BURN WOUND DRESSING AND ARTIFICIAL SKIN SCAFFOLD  
**Daehwan Park**, Sang Uk Park, Byung Kwon Lee, Kwan Kyu Park, Woo Jung Sung, Dong Gil Han, Jeong Su Shim, Yong Jig Lee, Seong Ho Kim, In Ho Kim
- PO824 – ID 852** EXPERIMENTAL NOVEL TISSUE MATRIX BASED ON A DECELLULARIZED HOMOGENEOUS FLAP WITH RECELLULARIZATION BY HUMAN ADIPOSE DERIVED STEM CELLS  
**Alex Pontini**, Vincenzo Vindigni, Martina Sfriso, Andrea Porzionato, Franco Bassetto
- PO825 – ID 122** CANCELLED
- PO826 – ID 793** RESEARCH ON REGENERATIVE MEDICINE. CURRENT STATE AND PROSPECT IN CHINA  
**Zhengguo Wang**
- PO827 – ID 719** CRYOPRESERVED EPIDERMAL GRAFTS IN WOUND HEALING  
**Esperanza Welsh**
- PO827b – ID 429** TEMPORARY CUTANEOUS SUBSTITUTE: APPLICATIONS IN PARTIAL THICKNESS TISSUE LOSS  
**Corrado Maria Durante**, Fabrizia Toscanella, Riccardo Garcea, Marilena Palma, Marilena Tender, Benedetta Colasanti, Giampiero Bromuro, Gennaro Chiarolanza, Gaetano Manfredi

## TRAUMATIC WOUNDS

- PO828 – ID 621** NEGATIVE PRESSURE WOUND THERAPY HELPING TO SAVE CRUSHED LIMBS – REPORT CASE  
**Fernando Brandao Andrade-Silva**, Kodi Edson Kojima, Jorge Dos Santos Silva
- PO829 – ID 800** HYPERBARIC OXYGEN THERAPY IN THE MANAGEMENT OF ACUTE ISCHEMIC WOUND. CASES REPORT  
**Ming-Tse Chen**

- PO830 – ID 767** UTILITY OF WEB-BASED SUPPORT FOR ACUTE SURGICAL WOUND CARE  
**Kathy Gallagher**
- PO831 – ID 1162** OPTIMAL TREATMENT METHODS FOR FASCIOTOMY WOUND AFTER COMPARTMENT SYNDROME  
**Jamil Hayek**, Inga Guogiene, Karolina Venslauskaite, Darius Bagdanavicius, Augustina Grigaitė
- PO832 – ID 1163** SUBCUTANEOUS ABDOMINAL POCKET FOR SOFT-TISSUE PRESERVATION AND RECONSTRUCTION AFTER TRAUMATIC DIGITS AMPUTATION  
Inga Guogiene, Julija Stirbiene, Karolina Venslauskaite, **Jamil Hayek**, Augustina Grigaitė
- PO833 – ID 1161** THORACODORSAL ARTERY PERFORATOR FLAP AND SPLIT-THICKNESS SKIN GRAFTING FOR EXTREMITY RECONSTRUCTION AFTER TRAUMATIC AMPUTATION  
Inga Guogiene, Julija Stirbiene, Mantas Sakalauskas, **Jamil Hayek**, Augustina Grigaitė
- PO834 – ID 93** MANAGEMENT OF FIXATION DEVICE EXPOSED WOUNDS IN PATIENTS WITH LOWER EXTREMITY FRACTURE  
**Sue Min Kim**, Kyung Hoon Cook, Myong Chul Park, Dong Ha Park, Il Jae Lee
- PO835 – ID 610** SERIAL WOUND CLOSURE: AN ALTERNATIVE TOOL IN MANAGING THE MOST CHALLENGING WOUNDS  
**Eun Key Kim**, Jiyoung Yun, Woo Shik Jeong
- PO836 – ID 478** NEGATIVE-PRESSURE THERAPY IN THE TREATMENT OF TRAUMATIC SOFT TISSUE INJURIES  
**Dimas André Milcheski**, Marcus Castro Ferreira, Hugo Nakamoto, Diego Daniel Pereira, Bernardo Nogueira Batista, Paulo Tuma Jr.
- PO837 – ID 554** MEDICAL AND SURGERY CARE OF HOSTILE ABDOMEN AND COMPARE CLOSURE WITH AN AUTOGRAFT VS HUMAN CULTURED EPIDERMAL ALLOGRAFT  
**Miguelnangel Rivera Perez**
- PO838 – ID 148** TREATMENT SELECTION FOR SEVERE LOWER LIMB OPEN FRACTURES (GUSTILO TYPE IIIB, IIIC) WITH BONE DEFECT: USEFULNESS OF MASQUARET TECHNIQUE FOR RECONSTRUCTION OF THE FOOT REGION  
**Ryosuke Tamura**
- PO839 – ID 1102** SOFT TISSUE RECONSTRUCTION OF THE HAND: FROM FINGERTIP TO HAND SALVAGE  
**Paul Therattil**, Stephen Viviano, Aditya Sood, Ramazi Datsishvili
- PO840 – ID 837** EARLY MANAGEMENT OF ACUTE LOWER LEG HEMATOMAS WITH NEGATIVE PRESSURE THERAPY ACCELERATES WOUND CLOSURE AND DECREASE LENGTH OF STAY  
**Ya Wen Sung**, Sheng-Hua Wu, Shu-Hung Huang

## VASCULAR SURGERY

- PO841 – ID 707** NEGATIVE PRESSURE SONDA THERAPY AS BRIDGE TO DECISION  
**Fernando Campos Moraes Amato**
- PO842 – ID 563** EFFECTIVENESS OF TAPING AND LYMPHATIC DRAINAGE IN REDUCING POST-REVASCLARIZATION SYMPTOMS  
**Leonardo Cantasano**, Benedetta Giannasio, Elena Giacomelli
- PO843 – ID 81** APPLICATION OF FREE FLOW=THROUGH ANTEROLATERAL THIGH FLAP FOR RECONSTRUCTION OF SOFT TISSUE DEFECTS ON THE EXTREMITIES REQUIRING REVASCLARIZATION  
**Masaki Fujioka**, Kenji Hayashida, Hiroto Saijo
- PO844 – ID 394** STUDY OF THE RELATIONSHIP BETWEEN STATIC FOOT DISORDERS (SFDS), CLINICAL SEVERITY OF CHRONIC VENOUS DISEASE (CVD) AND VENOUS CLINICAL SEVERITY SCORE  
Termping Reanpang, Nattaporn Ratanasontornchai, Saranat Orrapin, Supapong Arworn, **Kittipan Rerkasem**
- PO845 – ID 416** THE POSSIBILITY OF FREE TISSUE TRANSFER TO BE THE NUTRIENT FLAP FOR CRITICAL ISCHEMIC FOOT BASED ON THE POSTOPERATIVE ANGIOGRAPHY FINDINGS  
**Kentaro Tanaka**, Kimihiro Igari, Mitsuhiro Kishino, Satoshi Usami, Tsutomu Homma, Takahiro Toyofuku, Yoshinori Inoue, Mutsumi Okazaki



## WOUND ASSESSMENT

- PO846 – ID 53** SUBOPTIMAL IDENTIFICATION OF PATIENT-SPECIFIC RISK FACTORS FOR POOR WOUND HEALING CAN BE IMPROVED BY SIMPLE INTERVENTIONS  
**Rachel Atherton**, Lauren Harris, Joshua Luck
- PO847 – ID 1158** RANDOMIZED CLINICAL TRIAL TO EVALUATE PERFORMANCE OF FLEXIBLE SELF-ADHERENT ABSORBENT DRESSING COATED WITH SILICONE LAYER AFTER HIP, KNEE OR SPINAL SURGERY IN COMPARISON TO STANDARD WOUND DRESSING  
**Jan Bredow**, Katharina Hoffmann, Martin Hellmich, Peer Eysel, Kourosh Zarghooni
- PO848 – ID 1078** CANCELLED
- PO849 – ID 274** A STUDY OF RELIABILITY AND RELEVANCE FOR CHINESE VERSION OF PERINEAL ASSESSMENT TOOL  
**Hui-Lin Chao**, Yi-Min Li, Wen-Chi Yin
- PO850 – ID 801** QUALITY TOOL BOX IN WOUND MANAGEMENT  
**Cernica Chausha Weitman**, Galit Siboni Assaraf
- PO851 – ID 1074** TELEMEDICIN IN WOUND ASSESSMENT  
**Cernica Chausha Weitman**
- PO852 – ID 37** MANAGEMENT OF CHRONIC VENOUS ULCERS BY PRIMARY CARE  
**Ivana Dunic**, Hristina Vlajinac, Jelena Marinkovic, Milos Maksimovic, Djordje Radak
- PO853 – ID 961** CLINICAL DECISION SUPPORT SYSTEMS IN WOUND CARE  
**Ciro Falasconi**, Giuseppe Nebbioso, Francesco Petrella, Francesco Giacinto
- PO854 – ID 922** EFFECT OF HUMAN ADIPOSE TISSUE DERIVED MSC AND EXOSOMES ON WOUND HEALING  
**Marta Garcia Contreras**, Fanuel Messaggio, Armando Mendez, Paul D. Robbins, Camillo Ricordi
- PO855 – ID 799** INTRAOPERATIVE FLUORESCENCE VASCULAR ANGIOGRAPHY: FROM ASSESSMENT TO TREATMENT GUIDE  
**Jin Hyun Joh**
- PO856 – ID 787** MANAGING SEROMA WITH PORTABLE ULTRASOUND DEVICE  
**Yu Jin Kim**, Seo Hyung Lee
- PO857 – ID 201** THE USE OF INDOCYANINE GREEN FLUORESCENCE ANGIOGRAPHY TO ASSESS PERFUSION OF CHRONIC WOUNDS UNDERGOING HYPERBARIC OXYGEN THERAPY  
**Dong Uk Kim**, Alisha Oropallo, Sally Kaplan, Farisha Baksh, Joanna Fishbein, Russell Caprioli, John Haight, Raymond Ferguson, Michael Pliskin
- PO858 – ID 503** SHIFTING THE PARADIGM: GETTING OUT OF FIRST GEAR  
**Rosemary Kohr**, Virginia Mcnaughton
- PO859 – ID 791** VENOUS LEG ULCERS SHAPE DEPENDENT HEALING PROCESS – COMPARISON STUDY WITH USE OF THE MATHEMATICAL MODEL  
**Agata Kolodziej**, Wojciech Twardokes, Andrzej Slezak
- PO860 – ID 456** INFLUENCE OF WALKING BEHAVIOR ON PINCER NAIL DEVELOPMENT  
**Kosuke Kuwahara**, Sano Hitomi, Rei Ogawa
- PO861 – ID 56** NITRIC OXIDE AS A PREDICTOR OF THE RE-EPITHELIALIZATION PROCESS IN NON HEALING WOUNDS: A SYSTEMATIC REVIEW  
**Carmen La Cerra**, Milena Sorrentino, Iliaria Franconi, Cristina Petrucci, Loreto Lancia
- PO862 – ID 330** THE TORONTO SYMPTOM ASSESSMENT SYSTEM FOR WOUNDS (TSAS-W)  
**Vincent Maida**, Jason Corban
- PO863 – ID 171** THE INFLUENCE OF WOUND MEASUREMENT PRECISION ON THE ABILITY TO CORRECTLY CLASSIFY LIKELY HEALERS OR NON-HEALERS AT 4 WEEKS  
**Mark Nixon**, Chris Frampton
- PO864 – ID 930** SHORT-TERM RESULT OF IMPLANTS WITH A DERMAL SUBSTITUTE OF SWINE ORIGIN  
**Elia Ricci**, M. Pittarello, M. Stefanizzi, V. Fessia

- PO865 – ID 580** ENZYMATIC DEBRIDEMENT AS A TOOL FOR HEALING OF CHRONIC WOUNDS: ANALYSIS OF CASE SERIES  
**Sara Sandroni**
- PO866 – ID 665** NEW WOUND CLASSIFICATION METHOD, "D.I.R.E.C.T. CODING SYSTEM" FROM KOREA  
**Donghyeok Shin**, Hyojeong Shin
- PO867 – ID 507** A SYSTEMATIC APPROACH TO WOUND MANAGEMENT AND POTENTIAL SYNERGISM OF THERAPIES UTILIZING THE WOUND BED PREPARATION MODEL  
**Robert Snyder**
- PO868 – ID 875** ASSESSMENT OF MANUAL LYMPH DRAINAGE IN CHRONIC LEG ULCERS  
**Michele Sorelli**, Leonardo Cantasano, Leonardo Bocchi, Andrea Guazzini, Laura Rasero, Alessandro Bartoloni
- PO869 – ID 932** A DIFFERENT EDUCATIONAL APPROACH TO A FAMILIAR CONCEPT  
**Gulnaz Tariq**
- PO870 – ID 245** CASE STUDY: SECURING CONSISTENT, RELIABLE WOUND DOCUMENTATION IN THE ASSESSMENT OF REMOTE PATIENTS  
**Terry Treadwell**, John Macdonald, Tjip Van Der Werf, Richard Phillips, Annick Chauty
- PO871 – ID 901** A STUDY OF WOUND MEASURING METHODS FOR DIABETES RELATED FOOT ULCERS  
**Annie Walsh**, Hugh Dickson, Rajna Ogrin
- PO872 – ID 1129** THE IDENTIFICATION OF SUPERFICIAL CHRONIC WOUND INFECTION: APPLICABLE CLINICAL AND LABORATORY DIAGNOSTIC TESTS  
**Yuliya Yarets**, Leonid Rubanov
- PO873 – ID 1021** RECONSTRUCTION OF ANTERIOR CHEST WALL KELOIDS USING INTERNAL MAMMARY ARTERY PERFORATOR FLAPS  
**Yoshihiro Yatomi**, Shimpei Ono, Junichi Nakao, Satoshi Akaishi, Rei Ogawa
- PO874 – ID 409** COMPARISON OF SWAB CULTURE AND DEEP TISSUE BIOPSY CULTURE IN CHRONIC WOUNDS  
**Seonsik Yun**, Youngcheon Na, Eunsook Huh, Woohoe Heo, Seoul Lee, Jeongmi Lee
- PO875 – ID 622** CANCELLED

## WOUND PATHOLOGY

- PO876 – ID 199** USE OF HUMAN EPIDERMAL ALLOGRAFT IN A TOXIC EPIDERMAL NECROLYSIS PATIENT. CASE REPORT  
**Luis Antonio Delgadillo-Ortuño**
- PO877 – ID 839** INVESTIGATION OF THE EXPRESSION OF ANTIMICROBIAL PEPTIDE, CATHELICIDIN LL-37, IN HAILEY-HAILEY DISEASE  
**Charlotte Lasenna**, Paolo Romanelli
- PO878 – ID 1191** CANCELLED

Publish your next research article in

# Burns & Trauma



Editor-in-Chief: Jun Wu (China)

## Call for paper

Research article or review on wound healing are highly welcome, topics including but not limited to: (a) new findings in molecular and cellular mechanisms of wound repair, (b) new strategies and techniques promoting wound healing and regeneration, (c) innovative methods for scar prevention and treatment, (d) management of chronic wounds, etc.



## Featured article

Propolis: a new frontier for wound healing?

Simona Martinotti, Elia Ranzato

## Advantages

- Fast and thorough peer-review
- Widest global visibility
- No cost for authors

## Indexing

- PubMed
- DOAJ
- ESCI (Emerging Sources Citation Index)

## About the journal

*Burns & Trauma* is an open access journal publishing the latest developments in basic, clinical and translational research related to burns and traumatic injuries.



[www.burnstrauma.com](http://www.burnstrauma.com)

Read the QR-code to know more about  
Burns & Trauma.

Session 9

# FACULTY

## WUWHS 2016 Faculty

### ABATANGELO GIOVANNI

University of Padua, Italy

### ABATANGELO SILVIO

Unit of Plastic Reconstructive and Hand Surgery, Hospital of Magenta (ASST Milano Ovest), Italy

### ÅGREN MAGNUS

Department of Surgery, Bispebjerg Hospital, Copenhagen, Denmark

### AHTIALA MAARIT

Turku University Hospital, Finland

### AKITA SADANORI

Nagasaki University, Japan

### ALAVI AFSANEH

Women's College Hospital, University of Toronto, Canada

### ALVAREZ OSCAR M.

New York Medical College, New York City, USA

### ALVES PAULO

Universidade Católica Portuguesa - Instituto Ciências da Saúde, Lisbon, Portugal

### AMADEO GIUSEPPE

AOUP "G. Martino", Messina, Italy

### ANDRIESEN ANNEKE

Radboud UMC, Nijmegen & Andriessen Consultants, Malden, The Netherlands

### ANTONINI MARIO

ASL 11 Tuscany Centre, Empoli, Italy

### ARMSTRONG DAVID G.

Southern Arizona Limb Salvage Alliance (SALSA) - University of Arizona College of Medicine, USA

### ATTINGER CHRISTOPHER

Georgetown University, Washington DC, USA

### AUGUSTIN MATTHIAS

Universitätsklinikum Hamburg-Eppendorf (UKE) Hamburg, Germany

### AYELLO ELIZABETH A.

Excelsior College School of Nursing, Albany, NY, USA

### BADER DAN

Faculty of Health Sciences, University of Southampton, Southampton General Hospital, UK

### BAGEL JERRY

Windsor Dermatology, East Windsor, NJ, USA

### BAIRD ANDREW

University of California San Diego, USA

### BALATO ANNA

University of Naples Federico II - Italy

### BALDAN MARCO

International Committee of the Red Cross, Geneva, Switzerland

### BALEND MATONDO GEORGES

President of WHASA - Wound Healing Association of Southern Africa

### BARROIS BRIGITTE

Département Qualité-Gestion des Risques CH de Gonesse - Perse - France

### BASSETTO FRANCO

Plastic Reconstructive and Aesthetic Surgery - University Hospital of Padua, Italy

### BATES-JENSEN BARBARA

University of California, Los Angeles, USA

### BAYAT ARDESHIR

University of Manchester, UK

### BEECKMAN DIMITRI

University Centre for Nursing and Midwifery (UCVW), Ghent, Belgium

### BELLINGERI ANDREA

IRCCS Pol. San Matteo, Pavia, Italy

### BENNETT MICHAEL

University of New South Wales, Prince of Wales Hospital, Australia

### BERLANGA ACOSTA JORGE

Center of Genetic Engineering and Biotechnology, Havana, Cuba

### BIANCHI TOMMASO

Bellaria Hospital - IRCCS, AUSL Bologna, Italy

### BILEVICH ESTELA

President of AIACH - Argentinian Wound Healing Society

### BIZZINI RINA

USL, Bologna, Italy

### BLACK JOYCE M.

College of Nursing, University of Nebraska Medical Center, Omaha, USA

### BLANCK MARA

President of SOBENFeE - Brazilian Society of Nursing Wounds and Aesthetics, Brazil

### BODEMER CHRISTINE

Necker Enfants Malades Hospital, Institut IMAGINE, Paris, France

### BOLTON LAURA

Rutgers Robert Wood Johnson University Medical School, New Brunswick, NJ, USA

### BONAVITA JACOPO

Montecatone Rehabilitation Institute, Imola, Italy

### BOYD ASHLEIGH

Royal Free Hospital, London, UK

### BRENA MICHELA

University of Milan, Ca' Granda Ospedale Maggiore Policlinico, Milano, Italy

### BRIGGS MICHELLE

Leeds Beckett University, Leeds, UK

### BRISTOW IVAN

University of Southampton, UK

### CAIMI GREGORIO

University of Palermo, Italy

### CAMACHO EDUARDO

President of AMCICHAC, Mexican Association for Wound Care and Healing, Mexico

### CAMPITIELLO FERDINANDO

University of Naples Federico II - Italy

### CANONICO SILVESTRO

University of Naples Federico II - Italy

### CAPRINI JOSEPH

The University of Chicago Pritzker School of Medicine Chicago, Illinois, USA

### CARDINALI GIORGIA

Istituto Dermatologico San Gallicano IRCCS, Rome, Italy

### CARSON POLLY

Boston University School of Medicine, Boston, MA, USA

### CASSINO ROBERTO

"Città Studi" Clinical Institute, Milan, Italy

### CASTANA OURANIA

Euroclinic of Athens, Greece

### CEREDA EMANUELE

Fondazione IRCCS Policlinico "San Matteo", Pavia, Italy

### CHIRICOZZI ANDREA

Dermatology Unit, Department of Clinical and Experimental Medicine, University of Pisa, Italy

### CILIBERTI MARINO

ASL NA 3 SUD, Naples, Italy

### CIMSIT MAIDE

Istanbul University, Turkey

### CIPRANDI GUIDO

Bambino Gesù' Children's Hospital, IRCCS, Rome, Italy

### CLAPHAM JANE

St. Thomas' Hospital, London, UK

### CLARK MICHAEL

Welsh Wound Innovation Centre, Ynmaerdy, Pontyclun, Wales, UK

### CLERICI GIACOMO

Amputation Prevention Centre - Diabetic Foot Unit Humanitas Hospitals Group, Bergamo - Milan, Italy

### CLERISSI JACQUES

Health Institute 'Città di Pavia', Pavia, Italy

### COATI ILARIA

University of Padua, Italy

### COLE WENDY

Cleveland Clinic Akron General Wound Center, USA

### COLEMAN SUSANNE

University of Leeds, UK

### COLLIER MARK

United Lincolnshire Hospitals (ULHT), Boston, UK

### CONTRERAS-RUIZ JOSÉ

Instituto Mexicano del Cuidado Avanzado de Heridas, Mexico City, Mexico

### CORONA GIOVANNI VITO

Asp Potenza, Italy

### CORSI ALESSANDRO

ASL 10 Florence, Italy

### CORTESE PAOLO

Multimedica Group, Reconstructive Microsurgery Unit, Ospedale San Giuseppe, Milano, Italy

### COULOMB BERNARD

IRBA/CTSA - Lab. Recherche & Thérapie Cellulaire, Clamart Cedex, France

### CRUCIANELLI SERENA

Bambino Gesù Children's Hospital, Rome, Italy

### DALLA PAOLA LUCA

Maria Cecilia Hospital, GVM Care&Research, Cotignola (RA), Italy

### DAMM JOSEFIN

PressCise AB Herrljunga, Västra Götaland County, Sweden

### DAVIDSON JEFFREY M.

Vanderbilt University School of Medicine, Nashville, USA

### DAVIS STEPHEN C.

University of Miami Miller School of Medicine, Department of Dermatology & Cutaneous Surgery, Miami, USA



**DELLA ROSSA ALESSANDRA**

U.O. Rheumatology, Azienda Ospedaliero-Universitaria Pisana, Pisa, Italy

**D'ERME ANGELO MASSIMILIANO**

Dermatology Unit, Department of Clinical and Experimental Medicine, University of Pisa, Italy

**DESIMINE CINZIA**

University of Milan, Ca' Granda Ospedale Maggiore Policlinico, Milano, Italy

**DESMOULIÈRE ALEXIS**

University of Limoges, France

**DI FRANCESCO FABIO**

University of Pisa, Italy

**DI MARZO FRANCESCO**

Pontremoli Hospital, ASL 1 Massa Carrara, Italy

**DIEGELMANN ROBERT**

VCU Medical Center Richmond, VA, USA

**DINI VALENTINA**

Dermatology Unit, Department of Clinical and Experimental Medicine, University of Pisa, Italy

**DIPIETRO LUISA A.**

UIC Center for Wound Healing and Tissue Regeneration University of Illinois, Chicago, USA

**DISSEMOND JOACHIM**

University Hospital Essen, Germany

**DOMPMARTIN ANNE**

CHU Caen University Hospital, France

**DRIVER VICKIE R.**

Brown University School of Medicine, Boston, USA

**DURANTE CORRADO MARIA**

Medical Advisor - Italian Army General Staff Forces Employment Division, Army Military Hospital, Rome, Italy

**EAGLSTEIN WILLIAM**

University of Miami, USA

**EBERLEIN THOMAS**

The International Wound Journal for Clinical and Health Economics Research and Applications

**EL HACHEM MAY**

Bambino Gesù Children's Hospital - IRCCS, Rome, Italy

**ELICEIRI BRIAN**

University of California, San Diego, USA

**EMING SABINE**

Klinik und Poliklinik für Dermatologie und Venerologie, Cologne, Germany

**ERIKSSON ELOF**

Brigham and Women's Hospital, Boston, USA

**ERRACHID ABDELHAMID**

Institut des Sciences Analytiques, Villeurbanne, France

**FACCHINI FLAVIO**

Meyer Children's Hospital Florence, Italy

**FALANGA VINCENT**

Boston University School of Medicine, Boston, USA

**FALASCONI CIRO**

Asl NA 1, Italy

**FALCIANI FRANCESCA**

Azienda Sanitaria, Florence, Italy

**FANIA LUCA**

Dept. of Dermatology, Università Cattolica del Sacro Cuore, Rome, Italy

**FANIN PAOLA**

Vice President of AIUC - Onlus

**FANTI PIER ALESSANDRO**

Department Experimental, Diagnostic and Specialty Medicine-DIMES, University of Bologna, Italy

**FERRARI MAURO**

University of Pisa, Italy

**FIMIANI MICHELE**

Dept. of Dermatology, University of Siena, S.M. alle Scotte Hospital, Siena, Italy

**FLETCHER JACQUI**

Jacqui Fletcher Limited, Clifton, Shefford Bedfordshire, UK

**FLOUR MIEKE**

University Hospital Leuven, Belgium

**FORNACIARI MASSIMO**

ASL RM/D, Rome, Italy

**FRACCHIA ENZO**

E.O. Ospedali Galliera, Genoa, Italy

**FRASCA ANDREA**

Nomentana Hospital Fontenuova, Rome, Italy

**FREDA NICOLA**

Surgical Center, Seravezza, Italy

**FRENCH LARS**

Zürich University Hospital, Zürich, Switzerland

**FROMANTIN ISABELLE**

Institute Curie, Paris, France

**FRYKBERG ROBERT G.**

Phoenix VA Health Care System, Phoenix, USA

**FU XIAOBING**

Wound Healing Unit, The General Hospital of PLA, Beijing, China

**GABBIANI GIULIO**

University of Geneva, Switzerland

**GARCOVICH SIMONE**

Fondazione Policlinico "A. Gemelli" University Hospital, Rome, Italy

**GASPERINI STEFANO**

Medical Advisor, Pisa, Italy

**GEFEN AMIT**

Tel Aviv University, Israel

**GIACINTO FRANCESCO**

Asp Cosenza, Italy

**GIANNETTI ALBERTO**

Emeritus Professor of Dermatology, University of Modena and Reggio Emilia, Italy

**GLEESON DEBORAH**

St. Helens and Knowsley Teaching Hospital, UK

**GORETTI CHIARA**

Azienda Ospedaliero-Universitaria Pisana, Pisa, Italy

**GRANICK MARK S.**

Division of Plastic Surgery - Rutgers New Jersey Medical School, New Brunswick, USA

**GRASSO ANTONINO**

Azienda Ospedaliera-Universitaria Policlinico Vittorio Emanuele, Catania, Italy

**GRECO ALESSANDRO**

ASL Frosinone, Italy

**GUARNERA GIORGIO**

Vascular Surgeon, Rome, Italy

**GUIDI VALENTINA**

MPTE Medicina Iperbarica, Trieste, Italy

**HACHACH-HARAM NADINE**

Royal Free Hospital, London, UK

**HAFNER JÜRIG**

Department of Dermatology, University Hospital of Zurich, Switzerland

**HALFENS RUUD J.G.**

Maastricht University, The Netherlands

**HARDING KEITH**

Dean of Clinical Innovation, Cardiff University - Medical Director, Welsh Wound Innovation Centre, Wales, UK

**HEVER PENNY LOUISE**

King's College Hospital, UK

**HINZ BORIS**

University of Toronto, Canada

**HONG JOON PIO**

Department of Plastic Surgery, Asan Medical Center, University of Ulsan, Seoul, South Korea

**HOXHA KLARIDA**

Centro Iperbarico di Ravenna, Italy

**IMHOF BEAT**

Université de Geneve, Switzerland

**INFASCELLI ROSARIO**

A.O.R.N. Santobono Pausilipon, Naples, Italy

**ISSEROFF ROSLYN RIVKAH**

University of California, Davis, CA, USA

**JACKSON JESSICA**

University of South Australia

**JANG YOUNG-CHUL**

Hangang Soo Hospital, Seoul, South Korea

**JANOWSKA AGATA**

Dermatology Unit, Department of Clinical and Experimental Medicine, University of Pisa, Italy

**JEFFERY STEVEN**

The Queen Elizabeth Hospital, Birmingham, UK

**JEMEC GREGOR B.E.**

Sjællands Universitetshospital, Roskilde, Denmark

**JUKEMA GERROLT N.**

University Hospital Zürich, Switzerland

**KAIRINOS NICK**

Editor in Chief of the Wound Healing Southern Africa Journal

**KAMMERLANDER GERHARD**

Akademie für Zertifiziertes Wundmanagement, Embrach, Switzerland

**KARLSMARK TONNY**

Bispebjerg Hospital, Copenhagen, Denmark

**KAUFMAN HANNA**

Maccabi Health Services, Orthopaedic Surgery, Haifa, Israel

**KERL HELMUT**

Medical University of Graz, Austria

**KERL KATRIN**

Zürich University Hospital, Zürich, Switzerland

**KESWANI SUNDEEP G.**

Texas Children's Hospital, Houston, USA

**KING TIMOTHY W.**

The University of Alabama, Birmingham, USA

**KIRSNER ROBERT S.**

Department of Dermatology and Cutaneous Surgery - University of Miami Miller School of Medicine, Miami, USA

**KLETSAS DIMITRIS**

NCSR "Demokritos", Athens, Greece

**KOLLER AKOS**

University of Physical Education, Budapest, Hungary

**KOT JACEK**

Medical University of Gdansk, Gdynia, Poland

**KOTTNER JAN**

Charité – Universitätsmedizin Berlin, Germany

**KREJNER ALICJA**

Medical University of Warsaw, Poland

**KUSUMOTO KENJI**

Kansai Medical University, Osaka, Japan

**LA SCALA GIORGIO**

University of Geneva Children's Hospital, Geneva, Switzerland

**LACARRUBBA FRANCESCO**

Dermatology Clinic, University of Catania, Italy

**LAGHEZZA MASCIA VALENTINA**

Department for Innovation in Biological, Agro-food and Forest systems (DIBAF), University of Tuscia, Viterbo, Italy

**LAI CHIH SHENG**

Taichung Veterans General Hospital, Taichung, Taiwan

**LATAILLADE JEAN-JACQUES**

Military Blood Transfusion Center in Military Percy Hospital, Clamart, France

**LÁZARO-MARTÍNEZ JOSÉ LUIS**

Universidad Complutense Madrid, Spain

**LEAPER DAVID**

University of Newcastle upon Tyne Imperial College, London, UK

**LEMBELEMBE JEAN-PAUL**

Clinique des Augustines, Malestroit, France

**LIECHTY KENNETH**

The University of Colorado, Anschutz Medical Campus, Denver, USA

**LIND FOLKE**

Karolinska Institute, Stockholm, Sweden

**LINDHOLM CHRISTINA**

Sophiahemmet University, Stockholm, Sweden

**LINDSAY ELLIE**

The Lindsay Leg Club Foundation, Stowmarket, UK

**LIPSKY BENJAMIN A.**

University of Oxford, UK

**LO CASTRO ISABELLA**

Italian Army, Contravulnera NGO

**LOBO LUPITA**

Multidisciplinary Center of Specialists in Wounds, Ostomy and Incontinence Care in Aguascalientes, Mexico

**LONGOBARDI PASQUALE**

Centro Iperbarico Ravenna, Italy

**LORENZETTI FULVIO**

Azienda Ospedaliero-Universitaria Pisana, Pisa, Italy

**LYMBERIS ANDREAS**

Programme Officer-EU Policies, European Commission Brussels, Belgium

**MACCIÒ ALBERTO**

President LymphoLab Onlus, Italy

**MAGNONI CRISTINA**

University of Modena and Reggio Emilia, Italy

**MANGIACAVALLI BARBARA**

National President IPASVI, Italy

**MANI RAJ**

University School of Medicine University Hospital Southampton NHS Foundation Trust Southampton, UK

**MANIACI ENZA**

ASST Santi Paolo e Carlo, Milan, Italy

**MANNELLO FERDINANDO**

Department of Biomolecular Sciences, Section of Clinical Biochemistry and Molecular Genetics, University "Carlo Bo", Urbino, Italy

**MARGOLIS DAVID J.**

University of Pennsylvania, Philadelphia, USA

**MARIANI SILVIA**

University of Milano-Bicocca, ASST Papa Giovanni XXIII, Milan, Italy

**MARINIELLO DONATELLA**

University Hospital of Pisa, Italy

**MARRONI ALESSANDRO**

Founder and President of DAN Europe, Member of the Board of Directors and President of the International DAN, Italy

**MARTIN PAUL**

School of Medical Sciences, University Walk, Bristol, UK

**MARTORELL CALATAYUD ANTONIO**

Hospital of Manises, Valencia, Spain

**MARZANO ANGELO VALERIO**

Fondazione IRCCS Ca' Granda Ospedale Maggiore Policlinico, University of Milan, Italy

**MASINA MARCO**

Bentivoglio Hospital, Bologna, Italy

**MASTRONICOLA DIEGO**

Dermatologist, Frosinone, Italy

**MATHIEU DANIEL**

Centre Hospitalier Regional Universitaire de Lille, Lille, France

**MATSUMURA HAJIME**

Department of Plastic and Reconstructive Surgery, Tokyo Medical University, Tokyo, Japan

**MAYER DIETER**

University Hospital of Zürich, Switzerland

**MAZZUCCO LAURA**

SIMT - ASO "SS. Antonio e Biagio", Alessandria, Italy

**MEAUME SYLVIE**

Hopital Rotschild, AP-HP University Hospital of Paris, France

**MENGOZZI PAOLA**

Centro Iperbarico Ravenna, Italy

**MENICANTI CLAUDIA**

Dermatology Unit, Fondazione IRCCS Ca' Granda Ospedale Maggiore Policlinico, Milan, Italy

**MENNINI NATASCIA**

University of Florence, Sesto Fiorentino, Firenze, Italy

**MESSINEO ANTONIO**

Meyer Children's Hospital, Florence, Italy

**MICALI GIUSEPPE**

Dermatology Clinic, University of Catania, Italy

**MIDDELKOOP ESTHER**

Free University Medical Centre, Amsterdam, The Netherlands

**MIGLIORE LUCIA**

Department of Translational Research and New Technologies in Medicine and Surgery, University of Pisa, Italy

**MILLS JOSEPH L.**

Baylor College of Medicine, Houston, USA

**MINUTI ANNA**

Fondazione IRCCS Cà Granda Ospedale Maggiore Policlinico, University of Milan, Italy

**MIRABELLA CARLO**

AOUC - Careggi University Hospital, Florence, Italy

**MIRASTSCHIJSKI URSULA**

University of Bremen, The Netherlands

**MISCIALI COSIMO**

University of Bologna, Italy

**MITEVA MARIYA I.**

University of Miami Miller School of Medicine, Miami, USA

**MOCCIA DAVIDE**

AOUC - Careggi University Hospital, Florence, Italy

**MOFFATT CHRISTINE**

University of Nottingham - Royal Derby Hospital, Derby, UK

**MONARI PAOLA**

AO Spedali Civili, Brescia, Italy

**MONTI MARCELLO**

University of Milan, Italy

**MORIGUCHI MAIKI**

Kobe University Graduate School of Health Sciences, Japan

**MOSTI GIOVANNI**

Clinica M.D. Barbantini, Lucca, Italy

**MULDER GERIT**

AbbVie, North Chicago, USA

**MULLER MARIE**

Grenoble University Hospital, France

**MURPHY LISA**

St. Vincent's University Hospital, Dublin, Ireland

**NADJI MEHRDAD**

Department of Pathology, University of Miami, USA

**NAGAKAMI GOJIRO**

The University of Tokyo, Japan

**NALDINI GABRIELE**

Azienda Ospedaliero-Universitaria Pisana, Pisa, Italy

**NANCHAHAL JAGDEEP**

University of Oxford, UK

**NASOLE EMANUELE**

Peschiera del Garda Hospital, Verona, Italy

**NAZZARO GIANLUCA**

University of Milan, Italy

**NEBBIOSO GIUSEPPE**

AZ SAN NA 1, Italy

**NEGOSANTI LUCA**

S. Orsola-Malpighi University Hospital, Montecatone Rehabilitation Institute, Bologna, Italy

**NELZÉN OLLE**

Skaraborg Hospital Skövde, Sweden

**NEYENS JACQUES**

Maastricht University, The Netherlands

**NISTICÒ STEVEN P.**

University of Catanzaro, Italy

**NIXON JANE**

University of Leeds, UK

**NØRREGAARD SUSAN**

Bispebjerg University Hospital, Copenhagen, Denmark

**OGAWA REI**

Nippon Medical School, Tokyo, Japan

**OHURA TAKEHIKO**

Hokkaido University, Plastic Surgery, Sapporo, Japan

**ORANGES TERESA**

Dermatology Unit, Department of Clinical and Experimental Medicine, University of Pisa, Italy

**PAGGI BATTISTINO**

Wound Care Counselor and Research Consultant, Novara, Italy

**PAPADIA FRANCESCA**

Dept. of Translational Research and New Technologies in Medicine and Surgery, University of Pisa, Italy

**PAPI MASSIMO**

Dermatologist, Rome, Italy

**PARNELL LAURA K.S.**

Precision Consulting, Missouri City, USA

**PARTSCH HUGO**

Medical University of Vienna, Austria

**PASSI ALBERTO**

University of Insubria, Varese, Italy

**PECSVARADI ZSOLT**

Kistarcsa Semmelweis, Hungary

**PEGHETTI ANGELA**

Casa di Cura Polispecialistica Solatrix SpA, Rovereto, Italy  
President of AISLeC

**PERALTA NAVAS YANELA**

Complejo Hospitalario Dr. Arnulfo Arias Madrid, Panama

**PERSICETTI PAOLO**

Campus Bio-Medico di Roma, University of Rome  
School of Medicine, Rome, Italy

**PETRELLA FRANCESCO**

Asl Napoli 3sud, Naples, Italy  
President of AIUC - Onlus

**PIAGGESI ALBERTO**

Diabetic Foot Section - AOUP Azienda  
Ospedaliero-Universitaria Pisana, Pisa, Italy

**PILLON SERGIO**

San Camillo-Forlanini Hospital, Rome, Italy

**PIMPINELLI NICOLA**

Dept. of Surgery and Translational Medicine,  
Div. Dermatology, University of Florence Medical School,  
Florence, Italy

**PINCELLI CARLO**

School of Medicine, University of Modena and Reggio  
Emilia, Italy

**POLIGNANO ROBERTO**

USL Centro Toscana, Florence, Italy

**POMPONIO GIOVANNI**

Ospedali Riuniti di Ancona, Dip. Clinica Medica, Italy

**POSTHAUER MARY ELLEN**

MEP Healthcare Dietary Service, Inc. Evansville, IN, USA

**PRANTEDA GUGLIELMO CARLO**

Azienda Ospedaliera S. Andrea, Rome, Italy

**PRICE PATRICIA**

Cardiff University, UK

**PRIGNANO FRANCESCA**

AOUC - Careggi University Hospital, Florence, Italy

**PROBST SEBASTIAN**

University of Applied Sciences, Western Switzerland

**PURPURA VALERIA**

Azienda USL della Romagna, Cesena, Italy

**QUÉRÉ ISABELLE**

School of Medicine University of Montpellier, France

**RATAJCZAK MARIUSZ**

University of Louisville, Kentucky, USA

**RECALCATI SEBASTIANO**

University of Milan, Ca' Granda Ospedale Maggiore  
Policlinico, Milano, Italy

**REMAFEDI SONIA**

Azienda Ospedaliero-Universitaria Pisana, Pisa, Italy

**RHIE JONG-WON**

College of Medicine, The Catholic University of Korea,  
Seoul, South Korea

**RICCI ELIA**

Wound Healing Dept., St Lucas Clinic, Turin, Italy

**RICHETTA ANTONIO GIOVANNI**

Policlinico Umberto I - La Sapienza University of Rome, Italy

**RICORDI CAMILLO**

Distinguished Professor of Medicine, Professor of  
Biomedical Engineering, Microbiology and Immunology,  
Director Diabetes Research Institute and Cell Transplant  
Program, University of Miami, USA

**RIMDEIKA RYTIS**

Department of Plastic and Reconstructive Surgery, Kaunas  
University Hospital "Kauno Klinikos", Lithuanian University  
of Health Sciences, Lithuania

**ROCCO MONICA**

La Sapienza University of Rome, Italy

**ROMANELLI MARCO**

Dermatology Unit, Department of Clinical and  
Experimental Medicine, University of Pisa, Italy

**ROMANELLI PAOLO**

Department of Dermatology and Cutaneous Surgery,  
University of Miami Miller School of Medicine, USA

**ROSSI MARCO**

University of Pisa, Italy

**ROVERON GABRIELE**

President of Italian StomaCareNurses Association SCN  
Rovigo Hospital, Italy

**ROY SASHWATI**

The Ohio State University Wexner Medical Center,  
Columbus, USA

**ROWAN SARA**

Nurse, Florence, Italy

**RUCK ANDREW**

Managing Partner at Synsana EEIG - Pitcaple,  
Aberdeenshire, UK

**RYAN TERENCE**

Oxford University and Oxford Brookes University, UK

**SALVO PIETRO**

University of Pisa, Italy

**SANADA HIROMI**

The University of Tokyo, Japan

**SANDRONI SARA**

Azienda USL Toscana sudest - Arezzo, Italy

**SANTOS VERA**

School of Nursing, University of Sao Paulo, Brazil

**SANTOS XAVIER**

Hospital Universitario Montepríncipe, Universidad San  
Pablo CEU, Madrid, Spain

**SAXENA AMULYA**

Cheslea and Westminster Hospital, Imperial College  
London, UK

**SCALISE ALESSANDRO**

Marche Polytechnic University, Ancona, Italy

**SCAPAGNINI GIOVANNI**

University of Molise, Campobasso, Italy

**SCHLÜER ANNA-BARBARA**

Children's University Hospital, Zurich, Switzerland

**SCHOLS JOS M.G.A.**

Maastricht University, The Netherlands

**SCHOONHOVEN LISETTE**

University of Southampton, Southampton General  
Hospital, UK

**SCHULTZ GREGORY**

Institute for Wound Research University of Florida  
Gainesville, USA

**SECRETO PIERO**

P.O. Riabilitativo Fatebenefratelli "Beata Vergine  
Consolata", Italy

**SERENA THOMAS E.**

SerenaGroup Inc, Warren, PA, USA

**SGARZANI ROSSELLA**

AUSL Romagna, Italy

**SHORE ANGELA**

University of Exeter Medical School, Exeter, Devon, UK

**SHUKLA VIJAY K.**

Banaras Hindu University, Varanasi, India

**SIBBALD R. GARY**

Medical Education and Wound Healing Clinic, Women's  
College Hospital, University of Toronto, Canada

**SINHA MITHUN**

The Ohio State University, USA

**SNYDER ROBERT J.**

Barry University School of Podiatric Medicine, Miami  
Shores, USA

**SOBOTKA LUBOS**

Charles University, Prague, Czech Republic

**SPAGOU KONSTANTINA**

Department of Surgery and Cancer, Imperial College  
London, UK

**SPALLONE LUCA**

Montecatone Rehabilitation Institute, Imola, Italy

**STELLA MAURIZIO**

Burn Centre, CTO Hospital, Turin, Italy

**STEPHEN-HAYNES JACKIE**

Birmingham City University and Worcestershire  
Health & Care NHS Trust Worcester, UK

**STEPHENS PHIL**

College of Biomedical and Life Sciences, Cardiff University,  
Heath Park, Cardiff, UK

**SUN XIAOFANG**

Wound Healing Department, Shanghai 9th People's  
Hospital, Shanghai - Jiao Tong University School of  
Medicine, Shanghai, China

**TADINI GIANLUCA**

Fondazione IRCCS Ca' Granda - Ospedale Maggiore  
Policlinico, Milan, Italy

**TAGLIAFERRI ENRICO**

Azienda Ospedaliero-Universitaria Pisana, Pisa, Italy

**TARADAJ JAKUB**

Academy School of Physical Education, Katowice, Poland

**TARIQ GULNAZ**

Sheikh Khalifa Medical City, Abu Dhabi, UAE

**TEDESCHI SARA**

University of Bologna, Italy

**TEDESCO SILVIA**

Ospedali Riuniti di Ancona, Italy

**TÉOT LUC**

Montpellier University Hospital, France

**THOM STEPHEN R.**

University of Pennsylvania, USA

**THOMAS DAVID**

Cardiff University School of Dentistry, UK

**TOMIC-CANIC MARJANA**

University of Miami Miller School of Medicine, Miami, USA

**TORIYABE SHUNICHI**

Ohsaki City Hospital Kashimadai Department of Internal  
Medicine, Kashimadai, Ohsaki, Miyagi, Japan

**TREADWELL TERRY**

Institute for Advanced Wound Care Montgomery, Alabama,  
USA

**TRETTI CLEMENTONI MATTEO**

Laserplast Srl Stp, Milan, Italy

**TURCHETTI GIUSEPPE**

Scuola Superiore Sant'Anna, Pisa, Italy

**UCCIOLI LUIGI**

University of Tor Vergata, Rome, Italy

**ULRICH MAGDA**

Free University Medical Centre, Amsterdam,  
The Netherlands

**VAN ACKER KRISTIEN**

International Working Group on the Diabetic Foot and IDF  
Consultative Section on the Diabetic Foot, Chimay, Belgium

**VAN DEN BROEK LENIE J.**

Department of Dermatology, VU University Medical Center,  
Amsterdam, The Netherlands



**VAN DEN BULK ROSINE**

Clinic Edith Cavell, Brussels, Belgium

**VAN MONFRANS CATHERINE**VU at University Medical Center, Amsterdam,  
The Netherlands**VANSCHIEDT WOLFGANG**

Group Practice Dermatology Freiburg, Germany

**VANZI VALENTINA**

Bambino Gesù Children's Hospital, Rome, Italy

**VENEZIANO MARIA LUISA**

La Sapienza University of Rome, I Facoltà, Rome, Italy

**VERALDI STEFANO**

Dermatology Unit, University of Milan, Italy

**VINDIGNI VINCENZO**

University of Padua, Italy

**VOLK SUSAN W.**University of Pennsylvania School of Veterinary Medicine,  
Philadelphia, USA**VOWDEN KATHRYN**University of Bradford, Bradford Teaching Hospitals NHS  
Foudation Trust, Bradford, UK**VOWDEN PETER**Centre for Skin Sciences, School of Medical Sciences,  
University of Bradford and Bradford Teaching Hospitals NHS  
Foundation Trust, Bradford, UK**VUAGNAT HUBERT**University Hospitals of Geneva, Centre for Wounds and  
Woundhealing, Geneva, Switzerland**WALLACE GORDON**

University of Wollongong, Australia

**WARD CORINNE**Malta Association of Skin and Wound Care (MASC),  
St. Julians, Malta**WERNER SABINE**Institute of Molecular Health Sciences, ETH Zürich,  
Switzerland**WHITAKER JUSTINE**

The Forest of Bowland Treatment Centre, UK

**WIEGAND CORNELIA**Department of Dermatology - University Hospital Jena -  
Germany**WILD THOMAS**Departments of Dermatology, Venereology, Allergology  
and Immunology, Dessau Medical Center, Germany**WILGUS TRACI**The Ohio State University, College of Medicine  
Department of Pathology, Columbus, USA**WILLY CHRISTIAN**

Bundeswehr Hospital Berlin, Germany

**WOLCOTT RANDALL D.**

Southwest Regional Wound Care Center, Lubbock, TX, USA

**WOLLINA UWE**Department of Dermatology & Allergology, Dresden,  
Germany**WOO KEVIN**

Queen's University, Kingston, Ontario, Canada

**WU JUN**Southwest Hospital - The Third Military Medical University,  
China**XIE TING**

Shanghai Jiao Tong University School of Medicine, China

**YOUNG TRUDIE**

Welsh Wound Innovation Centre, Welsh, UK

**ZAMBONI PAOLO**

University of Ferrara, Italy

**ZANETTI ERMELLINA**

GRG - Gruppo di Ricerca Geriatrica, Brescia, Italy

**ZANNONI STEFANIA**

AOUC - Careggi University Hospital, Florence, Italy

**ZANOTTI RENZO**

Dept. Molecular Medicine - University of Padua, Italy

**ZAREI MINA**Department Of Dermatology & Cutaneous Surgery  
University Of Miami Miller School Of Medicine, Miami, USA**ZENUNAJ GLADIOL**

Azienda Ospedaliero-Universitaria di Ferrara, Italy

**ZERBINATI NICOLA**

University of Insubria, Varese, Italy

**ZORTEA ROSA RITA**

Nurse, Gorizia, Italy

**ZOUBOULIS CHRISTOS C.**

Dessau Medical Center, Dessau, Germany

Session 10

WUWHS 2016  
SPONSORS

# Sponsors

# Sponsors and Exhibitors

## DIAMOND SPONSORS



## EMERALD SPONSORS



## RUBY SPONSORS



## SAPPHIRE SPONSORS



## SPONSORS AND EXHIBITORS





# SMARTXIDE<sup>2</sup> A New Light in Wound Healing Management

**Innovative CO<sub>2</sub> Laser Treatment\*  
for Debridement and Tissue  
Regeneration Enhancement**

- Diabetic foot ulcers
- Pressure ulcers
- Venous leg ulcers
- Wound dehiscence

**DEKA  
STAND 42**

\*Patent Pending



## JOIN DEKA SYMPOSIUM

### Laser-Assisted Wound Treatment

Prof. Nicola Zerbinati, M.D. (Italy)

**Tuesday, 27 September 2016**


12:15 - 01:45 pm

Hall Raffaello - Pav. Spadolini



The Code of Excellence

Discover more at: [www.dekalaser.com](http://www.dekalaser.com)



Clinical and scientific studies show

## Dressing construction matters!

Mölnlycke Health Care multi-layered dressings with Safetac<sup>®</sup>;

- ✓ Clinically proven to reduce incidence of pressure ulcers\*<sup>1</sup>
- ✓ Scientifically proven to reduce risk of pressure ulcers\*<sup>2</sup>



Mepilex<sup>®</sup> Border  
Safetac<sup>®</sup> TECHNOLOGY



Mepilex<sup>®</sup> Border Sacrum  
Safetac<sup>®</sup> TECHNOLOGY



Mepilex<sup>®</sup> Border Heel  
Safetac<sup>®</sup> TECHNOLOGY



\* As part of current pressure ulcer prevention protocol

References: 1. Santamaria, N., Gertz, M., Liu, W., Rakis, S., Sage, S., Ng, AW, Tudor, H., McCann, J., Vassiliou, T., Morrow, F., Smith, K., Knott, J., Liew, D. Clinical effectiveness of a silicone foam dressing for the prevention of heel pressure ulcers in critically ill patients: Border II Trial. Journal of Wound Care 2015; 24(8) 2. Levy, A., Frank, M.B., Gefen, A. The biomechanical efficacy of dressings in preventing heel ulcers. Journal of Tissue Viability 2015.

www.molnlycke.com  
Mölnlycke Health Care AB, Box 13080, Gamlestadsvägen 3C, SE-402 52 Göteborg, Sweden.  
Phone + 46 31 722 30 00. The Mölnlycke Health Care, Mepilex<sup>®</sup> and Safetac<sup>®</sup> trademarks, names and respective logos are registered globally to one or more of the Mölnlycke Health Care Group of Companies. © 2016 Mölnlycke Health Care AB. All rights reserved. HQWC0062





## THE ACELITY™ CHRONIC WOUND PORTFOLIO



**ACTIV.A.C.™**  
Therapy System



**SNAP™**  
Therapy System



**TIELLE™**  
Silicone Border



**BIOSORB™**  
Gelling Fiber Dressing



**CELLUTOME™**  
Epidermal Harvesting  
System

LEARN MORE AT **BOOTH #82**

More than **10 million** wounds treated  
worldwide with **V.A.C.® Therapy\***

\*As of June 2016, more than 10 million wounds have been treated worldwide with the V.A.C.® Therapy System

NOTE: Specific indications, contraindications, warnings, precautions and safety information exist for KCI and Systagenix products and therapies. Prior to the use of any medical device, it is important for the provider to consult the treating physician and read and understand all Instructions for Use, including Safety Information, Dressing Application Instructions, and Therapy Device Instructions. This material is intended for healthcare professionals.

©2016 KCI Licensing, Inc. and/or Systagenix. All rights reserved. All trademarks designated herein are proprietary to KCI Licensing, Inc. and Systagenix Wound Management IP Co B.V., and their respective affiliates and/or licensors. DSL#16-0110.WUWHS.CW.PA (8/16)



Acelity™